



US00D622221S

(12) **United States Design Patent**
Lin

(10) **Patent No.:** **US D622,221 S**

(45) **Date of Patent:** **** Aug. 24, 2010**

(54) **PLUG CONNECTOR**

(75) Inventor: **Chu-Geng Lin**, Tu-Cheng (TW)

(73) Assignee: **Cheng Uei Precision Industry Co., Ltd.**, Tu-Cheng, Taipei Hsien (TW)

(**) Term: **14 Years**

(21) Appl. No.: **29/354,150**

(22) Filed: **Jan. 20, 2010**

(51) **LOC (9) Cl.** **13-03**

(52) **U.S. Cl.** **D13/147**

(58) **Field of Classification Search** D13/133,
D13/146–147, 153, 154, 156, 184; 439/79,
439/248, 258, 274, 350, 353, 358, 447, 476.1,
439/660, 607.1, 607.2, 607.4, 607.5, 607.17,
439/607.25, 607.34, 607.41, 607.53, 677,
439/680, 682, 686

See application file for complete search history.

(56) **References Cited**

U.S. PATENT DOCUMENTS

D491,894 S * 6/2004 Jiang D13/147
D522,463 S * 6/2006 Novotney et al. D13/154
D588,545 S * 3/2009 Andre et al. D13/154
D589,888 S * 4/2009 Wu et al. D13/147
D589,889 S * 4/2009 Wu et al. D13/147

D600,652 S * 9/2009 Hong et al. D13/154
D609,190 S * 2/2010 Liu D13/154
2004/0185719 A1* 9/2004 Wang 439/638

* cited by examiner

Primary Examiner—Daniel D Bui

(74) *Attorney, Agent, or Firm*—Cheng-Ju Chiang

(57) **CLAIM**

The ornamental design for a plug connector, as shown and described.

DESCRIPTION

FIG. 1 is a perspective view of a plug connector showing my new design;

FIG. 2 is a front elevational view thereof;

FIG. 3 is a rear elevational view thereof;

FIG. 4 is a left side elevational view thereof;

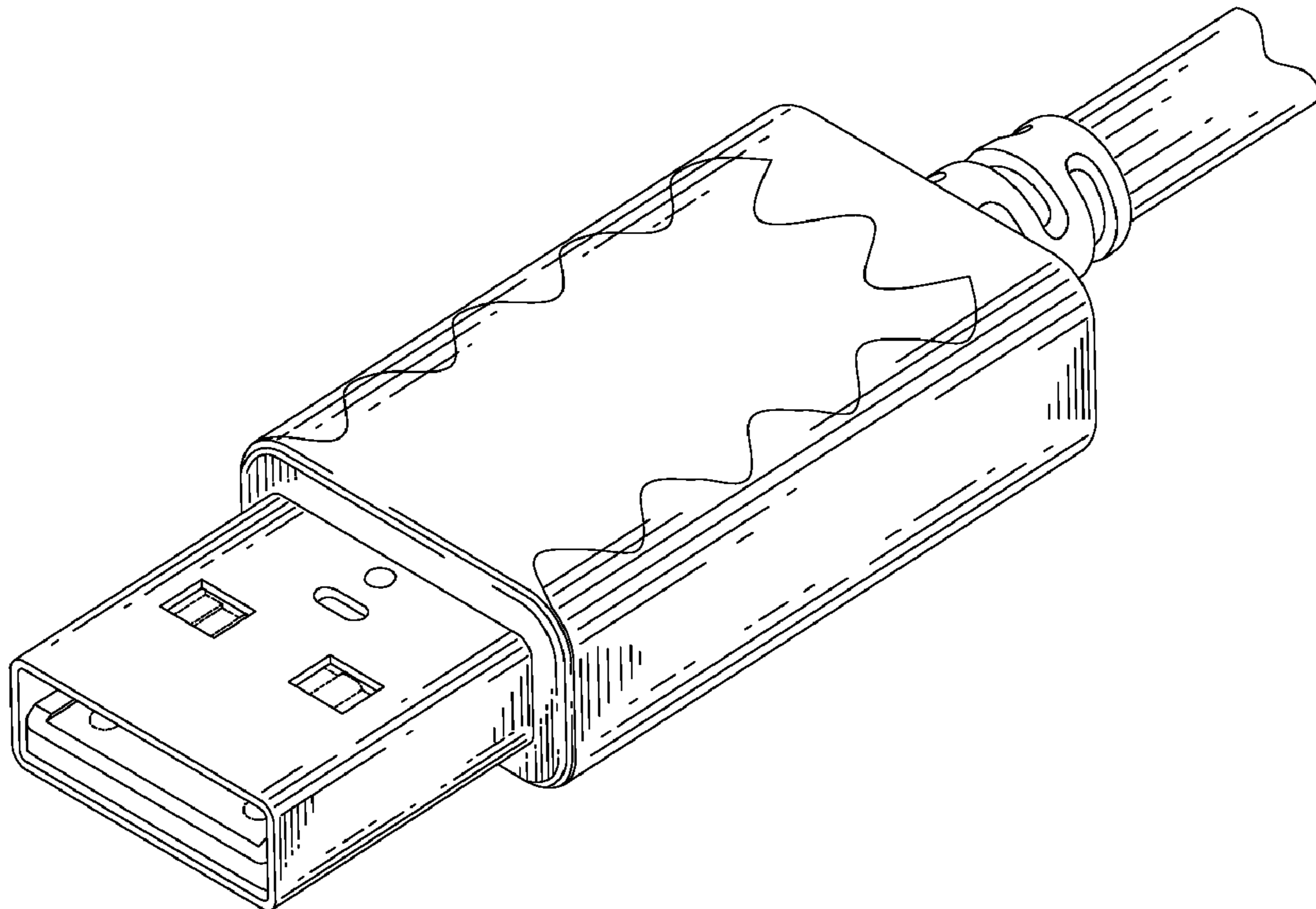
FIG. 5 is a right side elevational view thereof;

FIG. 6 is a top plan view thereof; and,

FIG. 7 is a bottom plan view thereof.

The broken line portion of the figure drawings is included to show unclaimed subject matter only and forms no part of the claimed design.

1 Claim, 7 Drawing Sheets



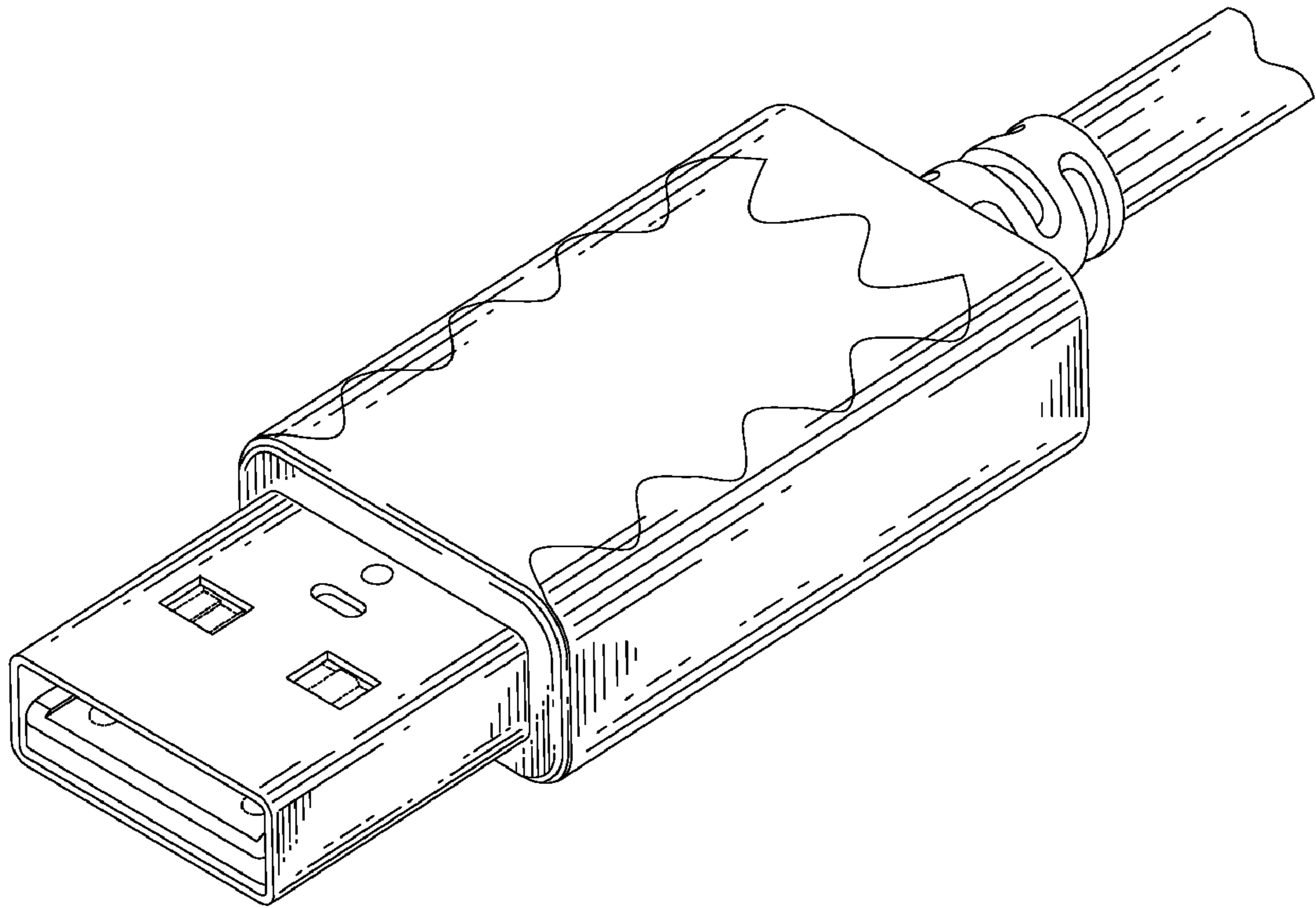


FIG. 1

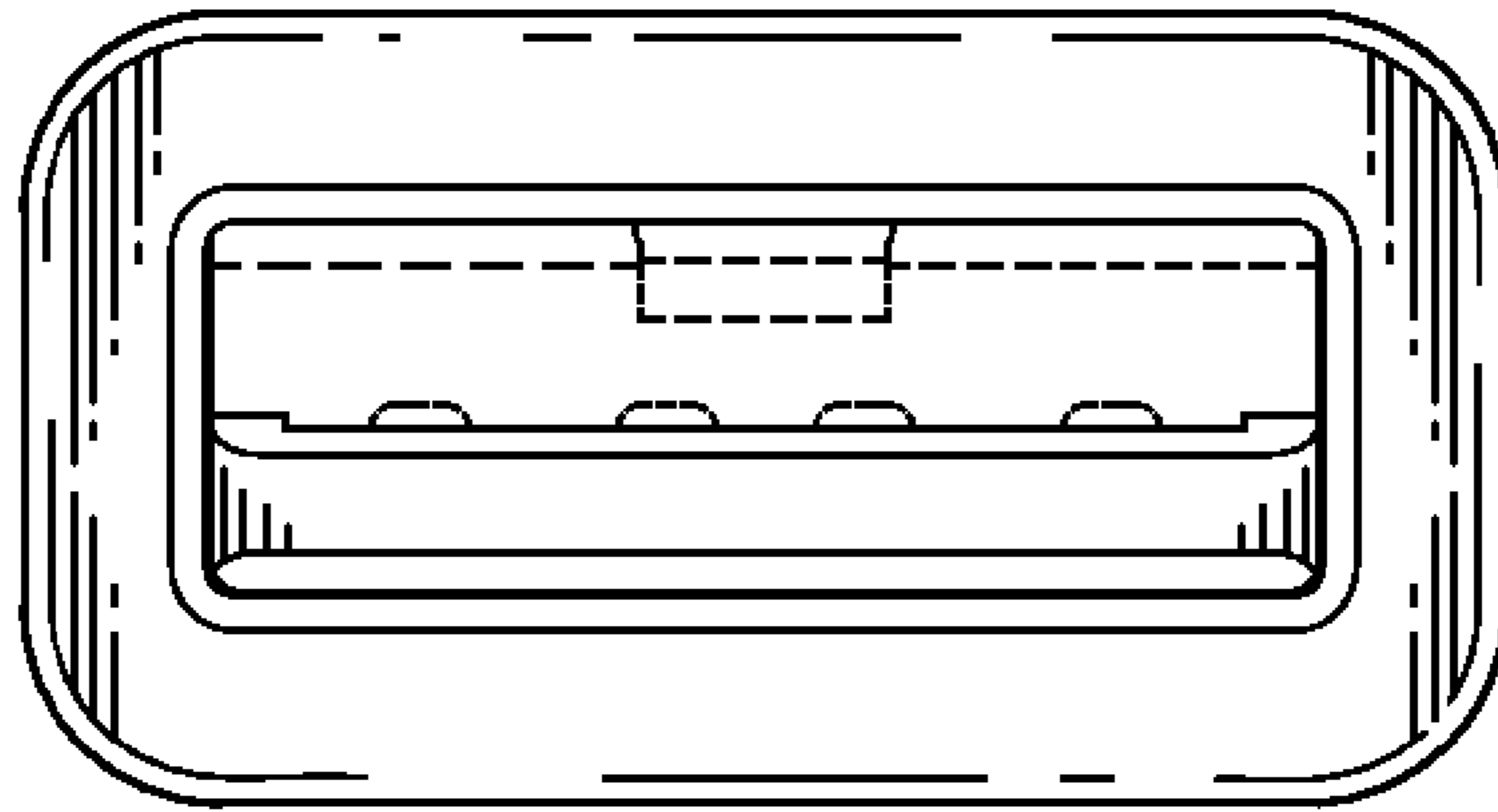


FIG. 2

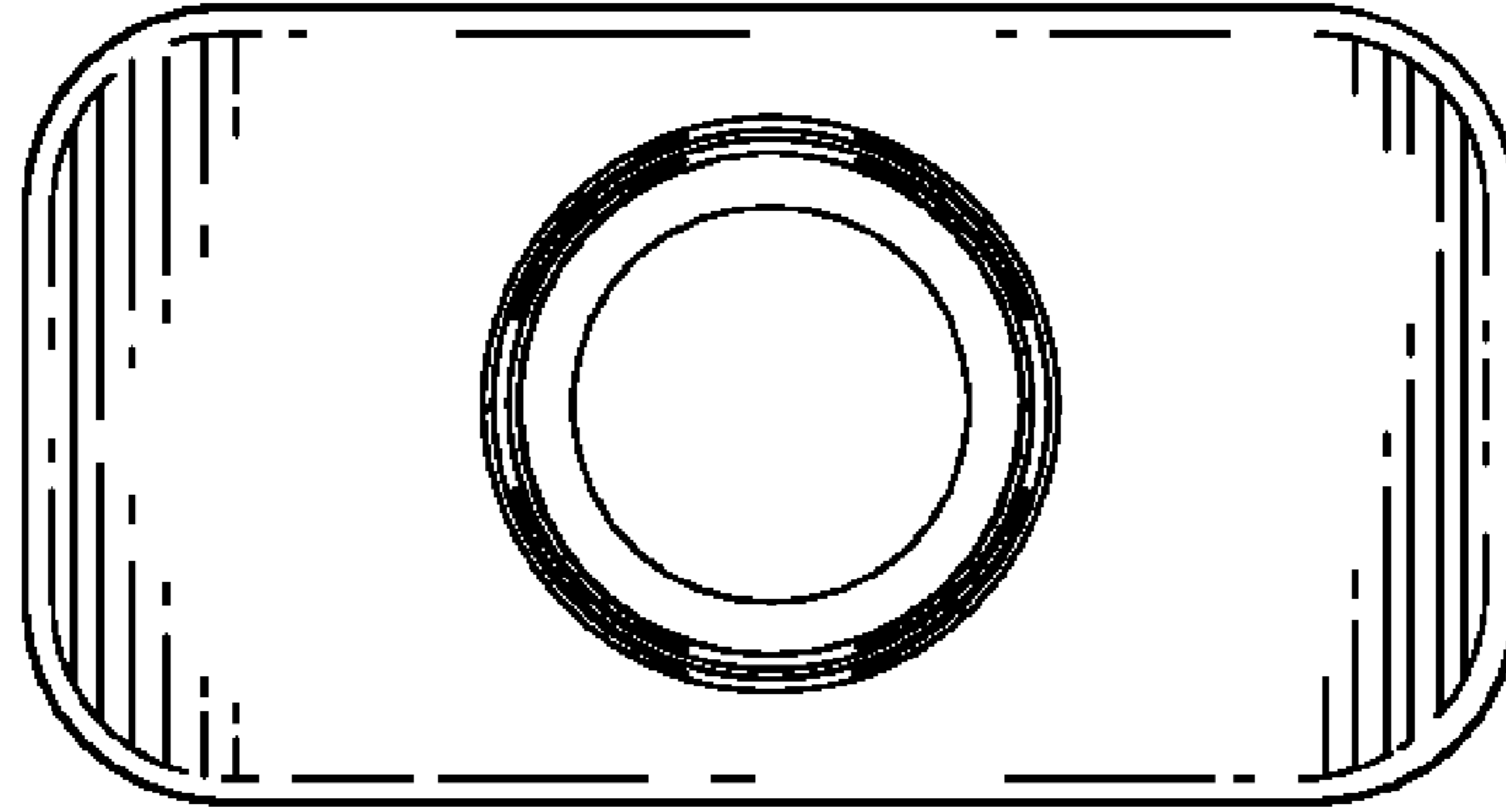


FIG. 3



FIG. 4




FIG. 5

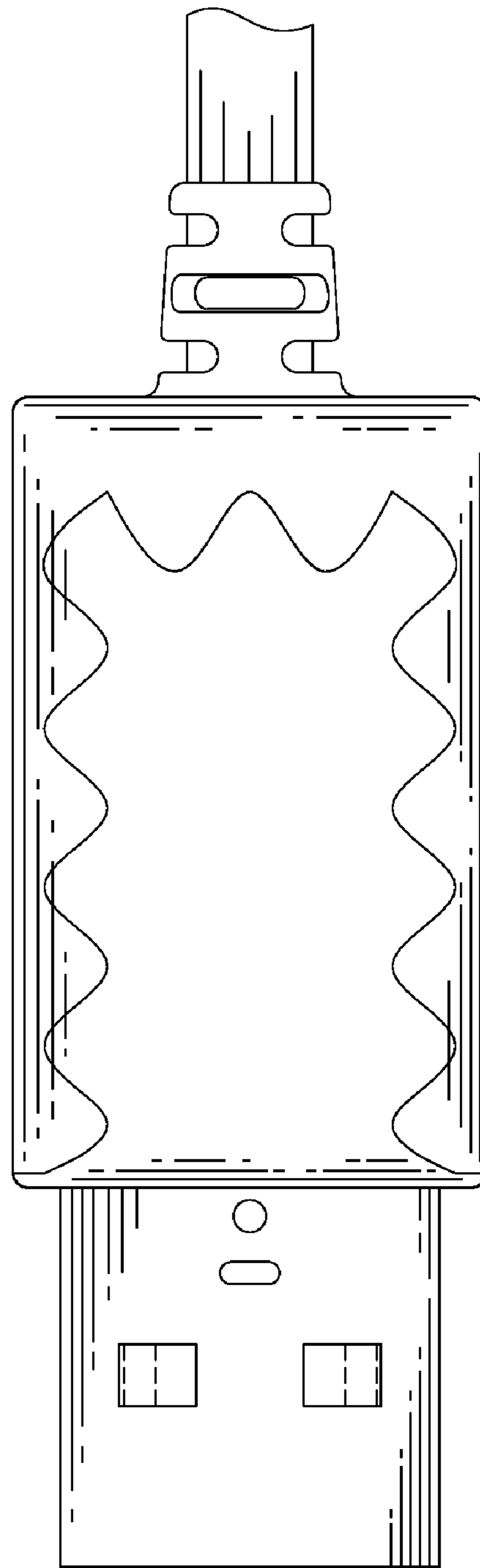


FIG. 6




FIG. 7