



US00D622207S

(12) **United States Design Patent**  
**Pelini**

(10) **Patent No.:** **US D622,207 S**

(45) **Date of Patent:** **\*\* Aug. 24, 2010**

(54) **TRAVEL STOP**

(76) **Inventor:** **Mark F. Pelini**, 406 Sonoma Dr.,  
Valrico, FL (US) 33594

(\*\*) **Term:** **14 Years**

(21) **Appl. No.:** **29/316,626**

(22) **Filed:** **Oct. 15, 2009**

(51) **LOC (9) Cl.** ..... **12-16**

(52) **U.S. Cl.** ..... **D12/400**

(58) **Field of Classification Search** ..... D12/400,  
D12/401, 404, 406, 412, 414, 222, 223, 86,  
D12/96, 101; 224/923, 924; 211/100, 124,  
211/2, 4, 85.7; D6/552; D21/464; 464/250;  
D8/397, 399, 360.1; 470/3.18, 41, 42; 301/35.623;  
D7/523

See application file for complete search history.

(56) **References Cited**

**U.S. PATENT DOCUMENTS**

560,643	A *	5/1896	Krivac	49/154
D205,374	S *	7/1966	Prizlow	D8/397
3,504,901	A *	4/1970	Ditty	267/138
3,920,887	A *	11/1975	Kloos et al.	174/148
D295,370	S *	4/1988	Carlo et al.	D8/397
5,139,230	A *	8/1992	Lester	251/285
5,560,654	A *	10/1996	Cobb, Jr.	285/5
D414,825	S *	10/1999	Gans	D21/464
6,331,132	B1 *	12/2001	Watson	446/250
6,494,761	B1 *	12/2002	Amaral	446/247
D492,739	S *	7/2004	Rehkemper et al.	D21/464

6,896,576	B1 *	5/2005	VanKuiken	446/247
7,281,965	B2 *	10/2007	Torres	446/250
D606,853	S *	12/2009	Shapiro et al.	D8/397
D609,999	S *	2/2010	Andersson	D8/399
D613,596	S *	4/2010	Mangapora	D8/397
2005/0287910	A1 *	12/2005	O'Sullivan	446/250
2007/0105477	A1 *	5/2007	Wong	446/250
2008/0171488	A1 *	7/2008	Van Dan Elzen	446/250
2009/0060674	A1 *	3/2009	Kluga	411/149

\* cited by examiner

*Primary Examiner*—Caron Veynar

*Assistant Examiner*—Katrina A Kile

(74) *Attorney, Agent, or Firm*—Edward P. Dutkiewicz

(57) **CLAIM**

The ornamental design for a travel stop, as shown and described.

**DESCRIPTION**

FIG. 1 is a top plan view of the travel stop showing my new design, the top plan view and the bottom plan view being identical;

FIG. 2 is a side elevational view thereof with all side views being identical;

FIG. 3 is another side elevational view, demonstrating that all side elevational views are identical; and,

FIG. 4 shows the attachment bolt and nut, in phantom. No claim is made to the configuration of the bolt or the nut used with the travel stop.

**1 Claim, 2 Drawing Sheets**


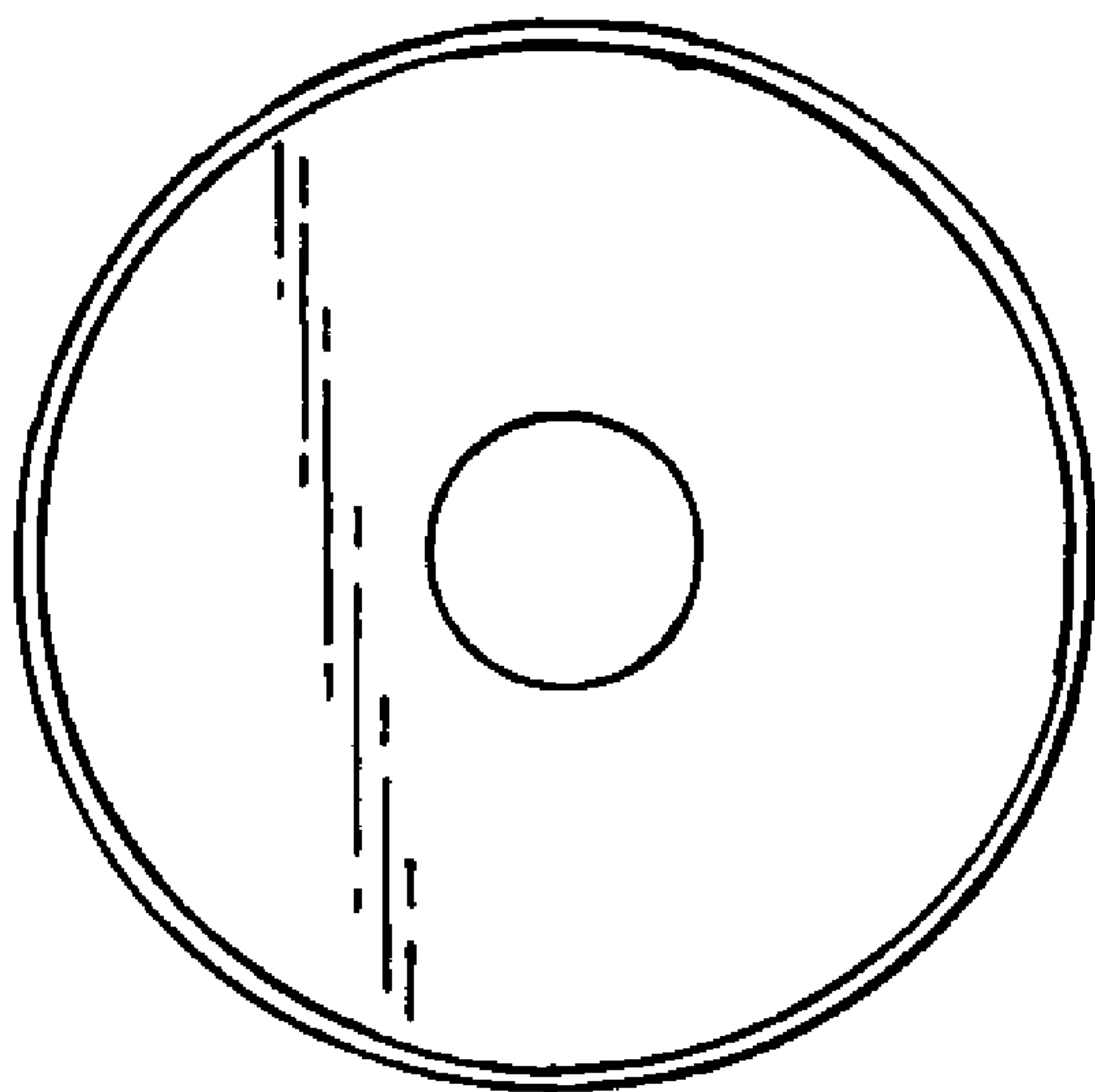


FIG 1


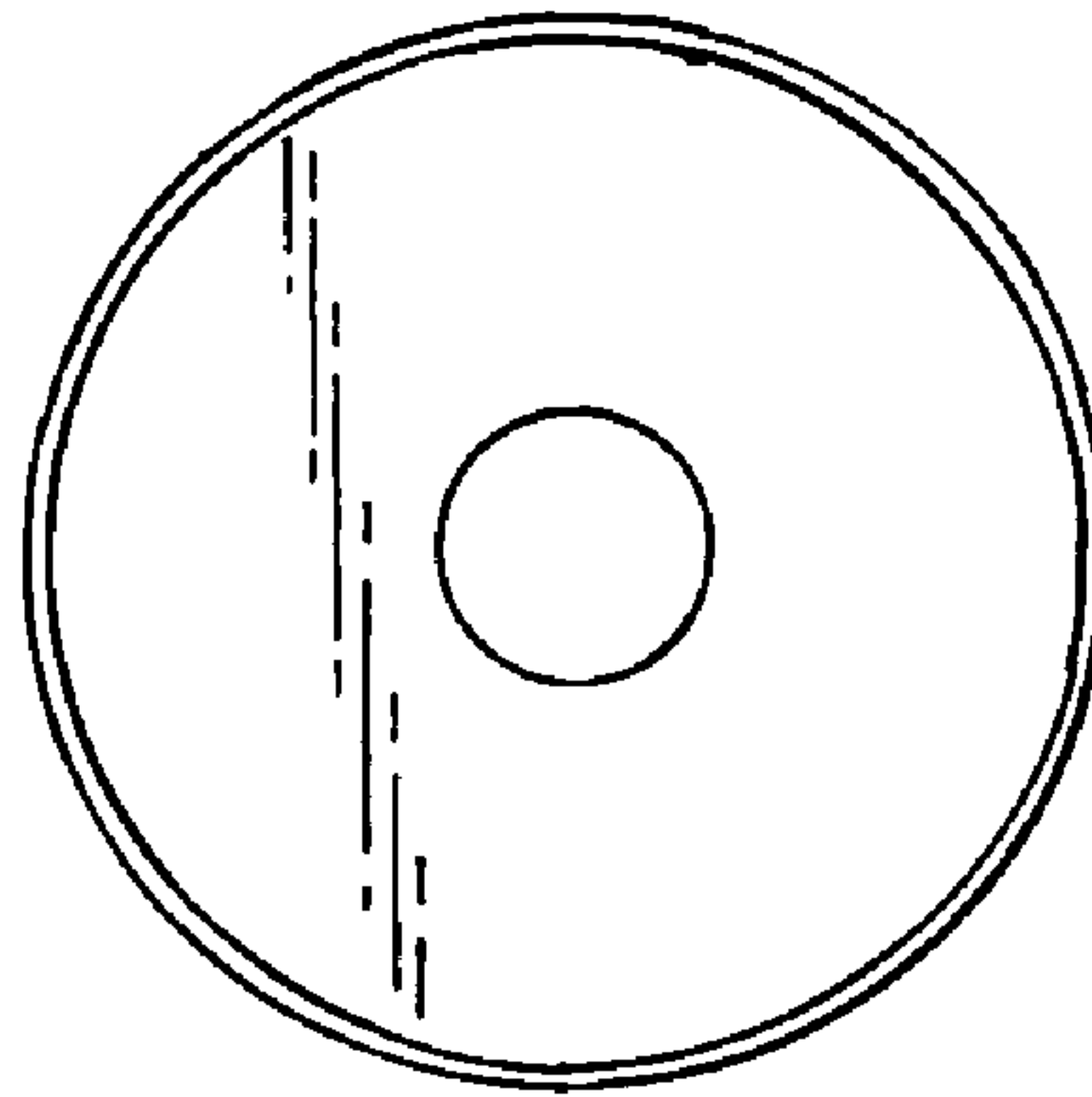


FIG 2

FIG 3

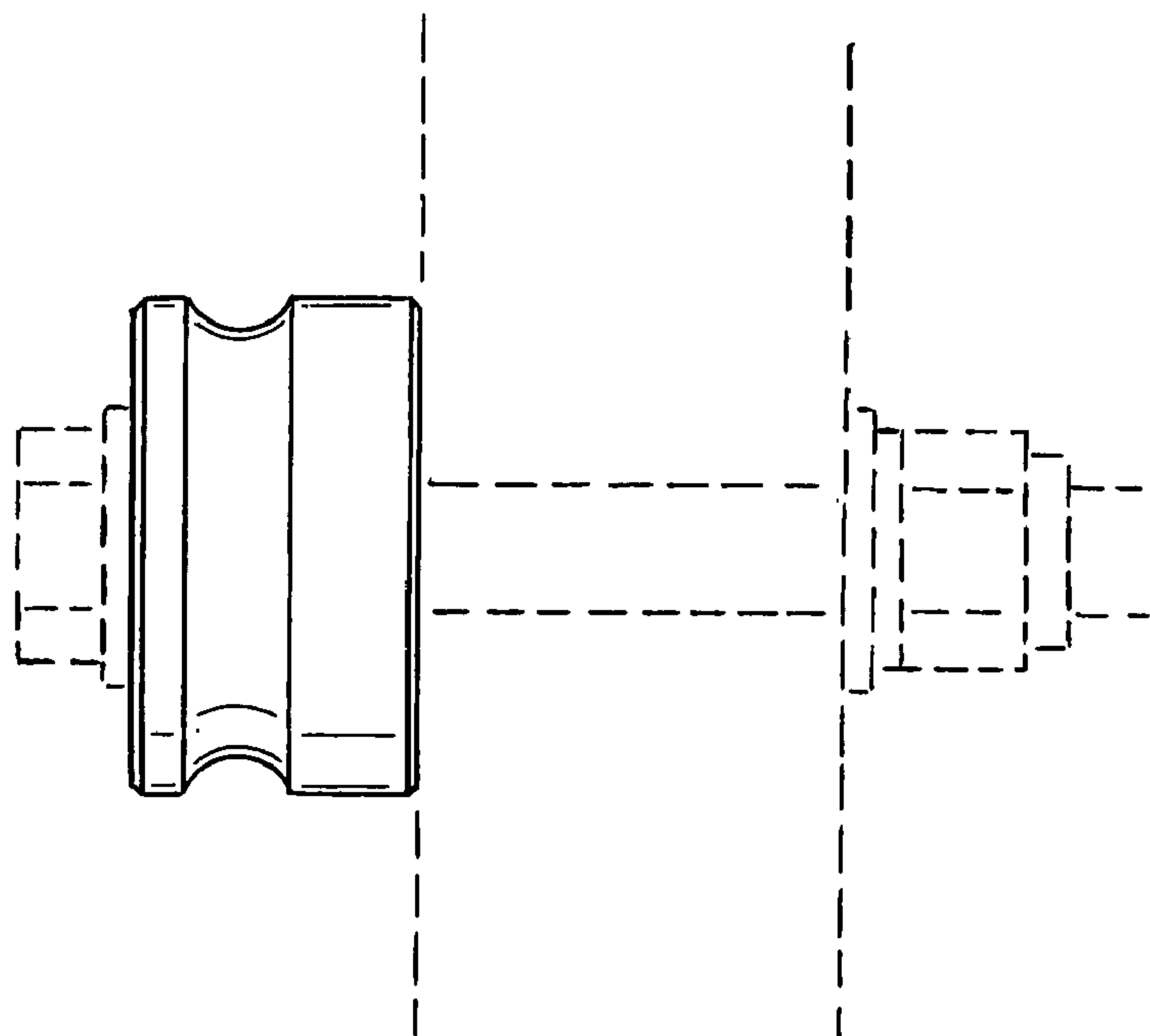



FIG 4