

US00D622204S

(12) **United States Design Patent**  
**Gall**

(10) **Patent No.:** **US D622,204 S**

(45) **Date of Patent:** **\*\* Aug. 24, 2010**

(54) **AIRCRAFT TAIL**

D595,214 S 6/2009 Cazals  
D595,634 S \* 7/2009 Cazals ..... D12/345

(75) Inventor: **Pierre Emmanuel Gall**, Toulouse (FR)

(73) Assignee: **Airbus Operations S.A.S.**, Toulouse Cedex (FR)

(\*\*) Term: **14 Years**

(21) Appl. No.: **29/332,856**

(22) Filed: **Feb. 26, 2009**

(51) **LOC (9) Cl.** ..... **12-07**

(52) **U.S. Cl.** ..... **D12/345**

(58) **Field of Classification Search** ..... D12/319,  
D12/331-335, 337, 338, 340-345; D21/447,  
D21/448; 244/4 R, 7 B, 12.1, 13, 15, 21,  
244/117 R, 119, 130

See application file for complete search history.

(56) **References Cited**

**U.S. PATENT DOCUMENTS**

D230,961 S *	3/1974	Ryan et al. ....	D12/338
D248,745 S *	8/1978	Jager .....	D12/333
D274,510 S *	7/1984	McComas et al. ....	D12/338
4,976,396 A *	12/1990	Carlson et al. ....	244/55
D351,131 S *	10/1994	Inoue et al. ....	D12/331
D524,230 S	7/2006	Stille et al.	
D524,718 S	7/2006	Scott et al.	
D526,269 S	8/2006	Eadie	
D541,207 S *	4/2007	Seidel .....	D12/343
D594,808 S	6/2009	Cazals	
D594,809 S	6/2009	Cazals	
D594,810 S	6/2009	Cazals	
D594,811 S	6/2009	Cazals	
D595,206 S	6/2009	Cazals	
D595,207 S	6/2009	Cazals	
D595,208 S	6/2009	Cazals	
D595,209 S	6/2009	Cazals	
D595,210 S *	6/2009	Cazals .....	D12/345
D595,211 S *	6/2009	Cazals .....	D12/345
D595,212 S	6/2009	Cazals	
D595,213 S	6/2009	Cazals	

**OTHER PUBLICATIONS**

U.S. Appl. No. 29/332,857. Title: Aircraft Tail, filed Feb. 26, 2009.  
U.S. Appl. No. 29/332,858. Title: Aircraft Tail, filed Feb. 26, 2009.  
U.S. Appl. No. 29/332,855. Title: Aircraft Tail, filed Feb. 26, 2009. .  
U.S. Appl. No. 29/278,234. Title: Elements of an Aircraft, filed Mar. 22, 2007.  
U.S. Appl. No. 29/278,230. Title: Elements of an Aircraft, filed Mar. 22, 2007.

\* cited by examiner

*Primary Examiner*—Cathron C. Brooks

*Assistant Examiner*—Maurice Stevens

(74) *Attorney, Agent, or Firm*—Osler, Hoskin & Harcourt LLP

(57) **CLAIM**

The ornamental design for an aircraft tail, as shown and described.

**DESCRIPTION**

FIG. 1 is a front, left perspective view showing an aircraft tail according to my new design;

FIG. 2 is a top plan view of the aircraft tail of FIG. 1;

FIG. 3 is a bottom plan view of the aircraft tail of FIG. 1;

FIG. 4 is a front elevation view of the aircraft tail of FIG. 1;

FIG. 5 is a rear elevation view of the aircraft tail of FIG. 1;

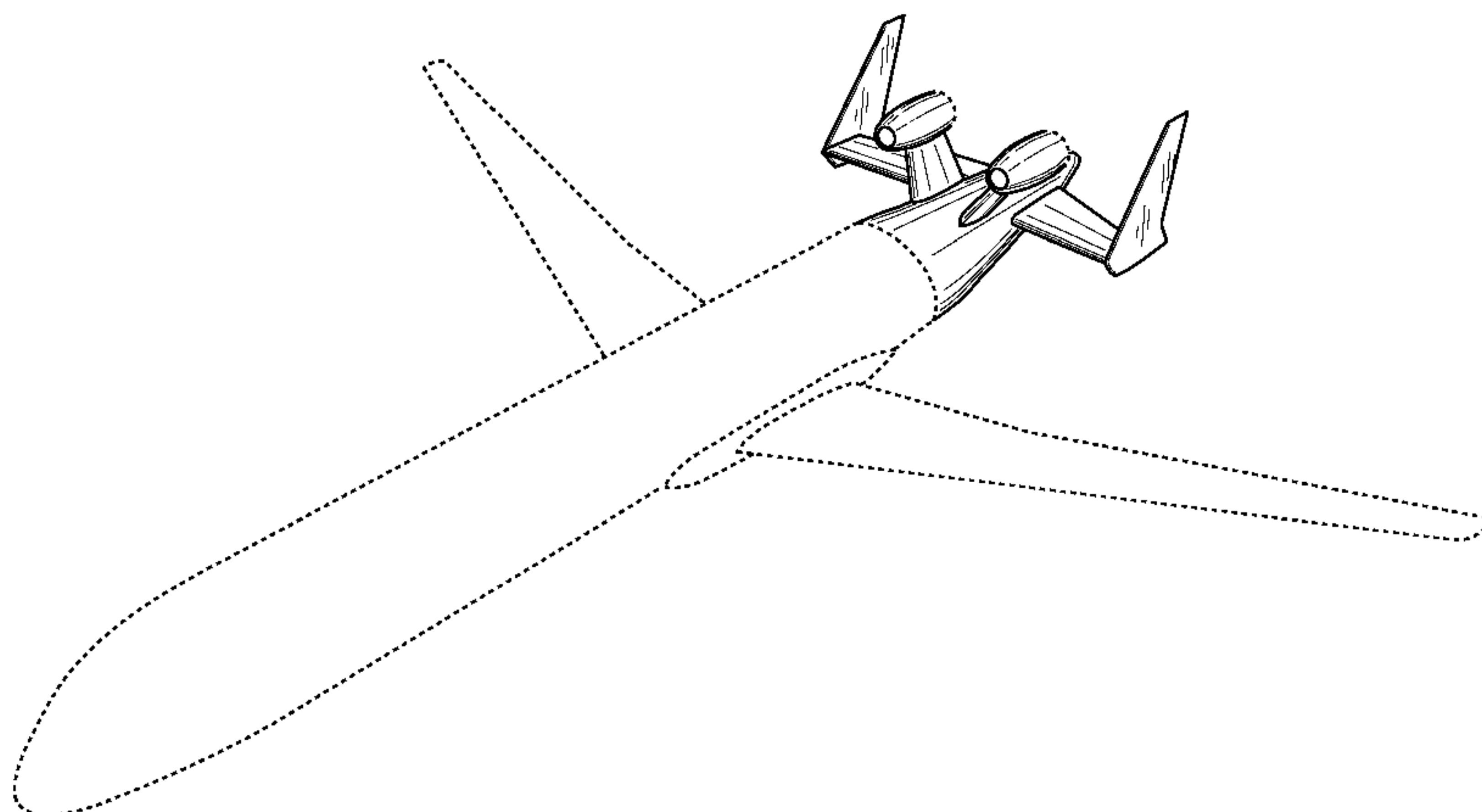
FIG. 6 is a left elevation view of the aircraft tail of FIG. 1;

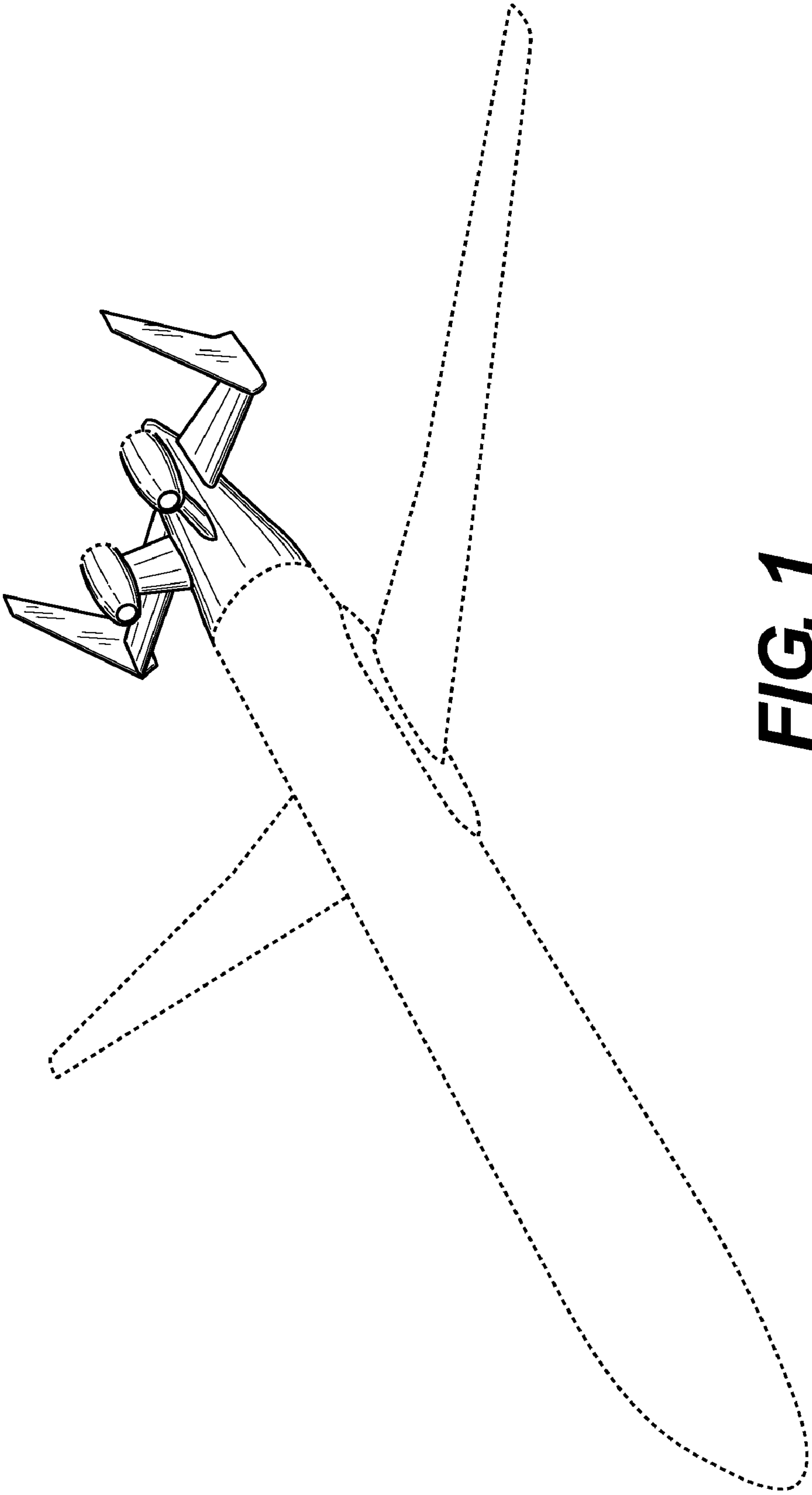
FIG. 7 is a right elevation view of the aircraft tail of FIG. 1; and,

FIG. 8 is a front, left perspective view of the aircraft tail of FIG. 1 shown with propellers.

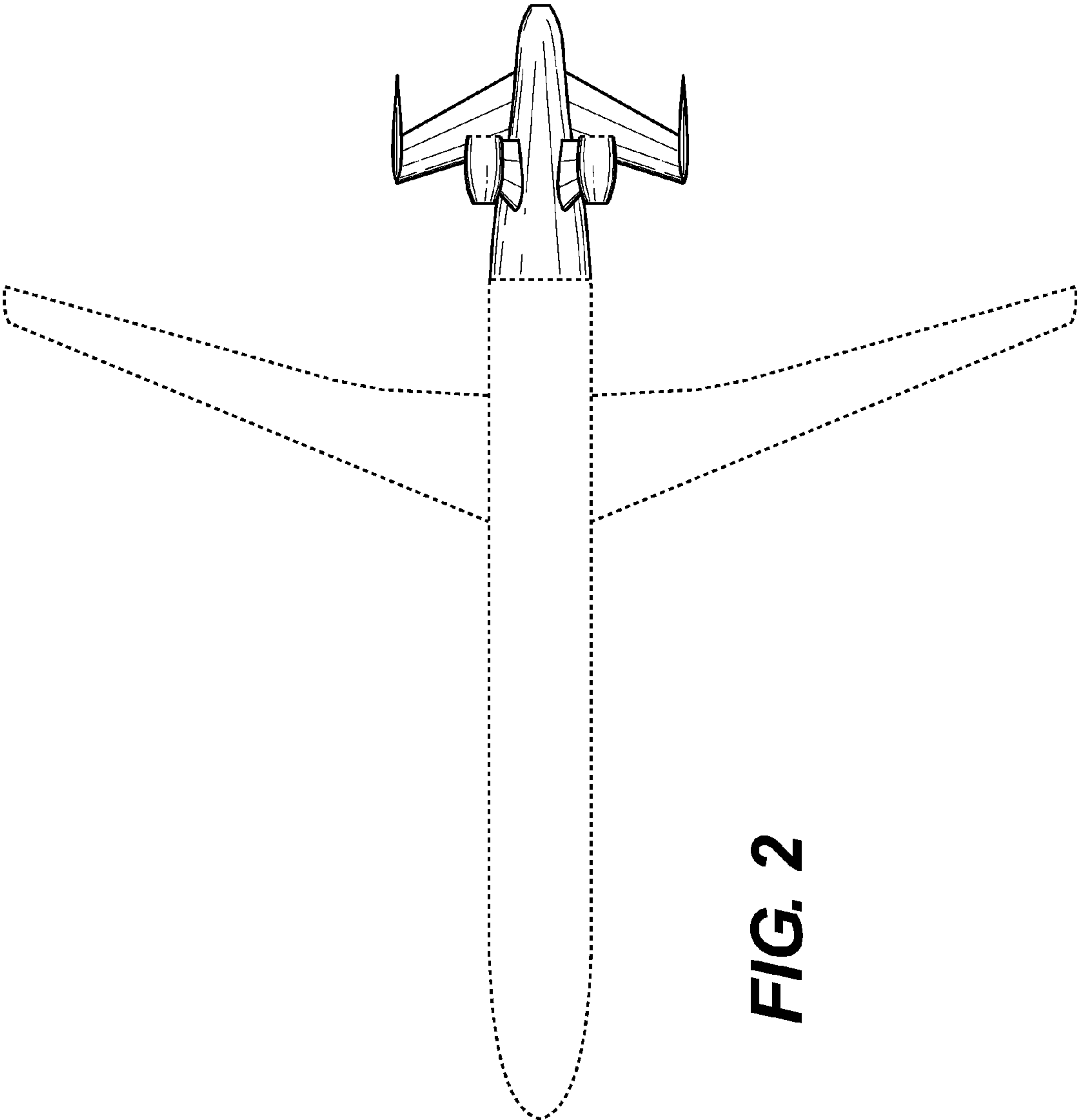
Throughout the Figures, broken lines showing environment or structure are for illustrative purposes only and form no part of the claimed design.

**1 Claim, 8 Drawing Sheets**

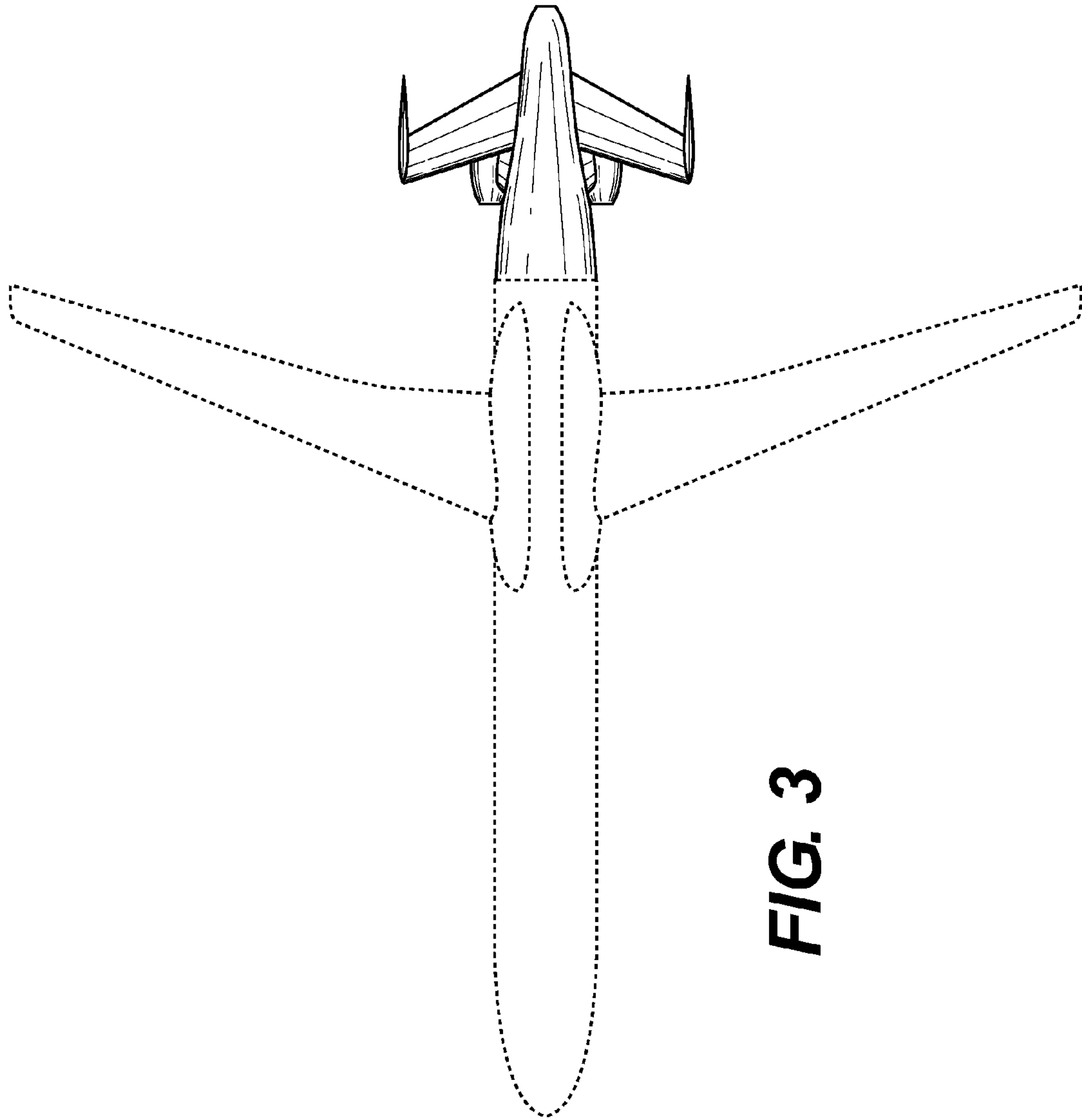




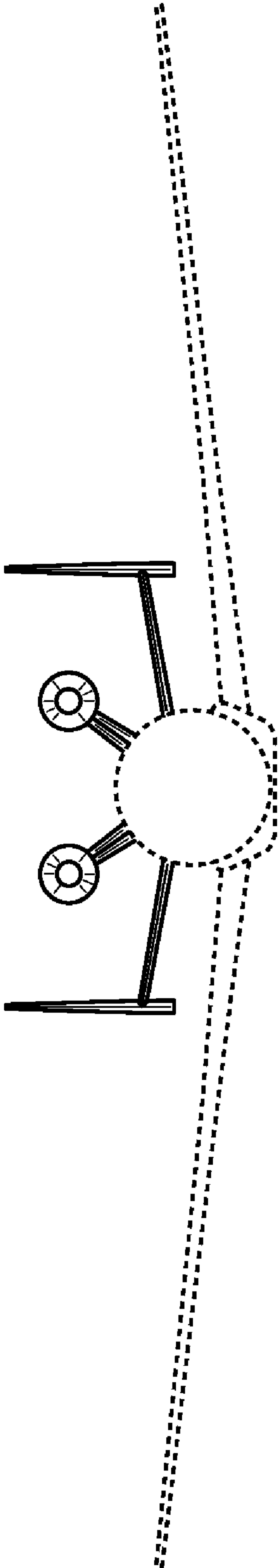
**FIG. 1**



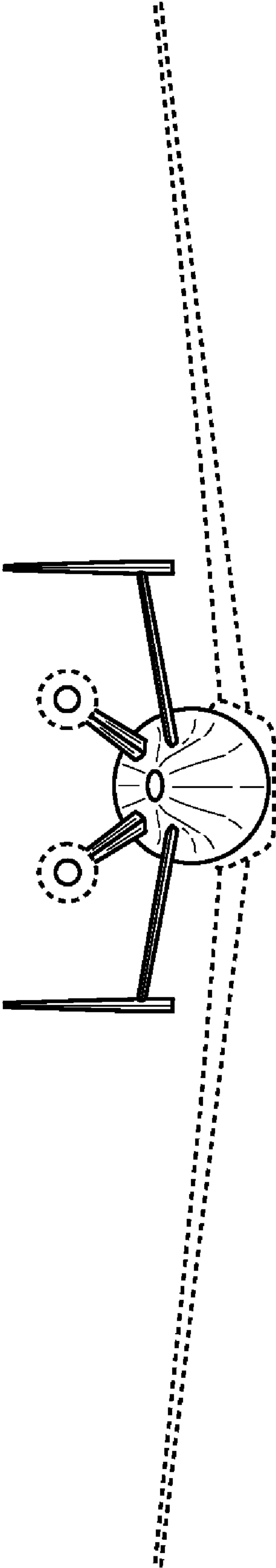
**FIG. 2**



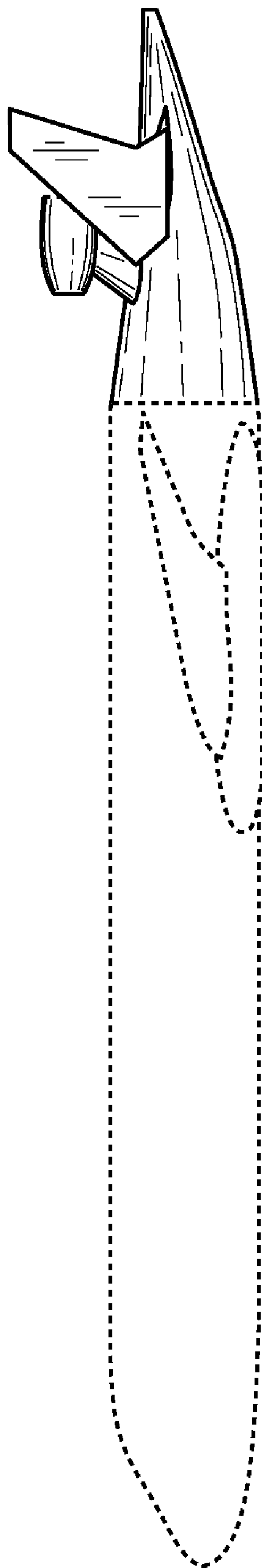
**FIG. 3**



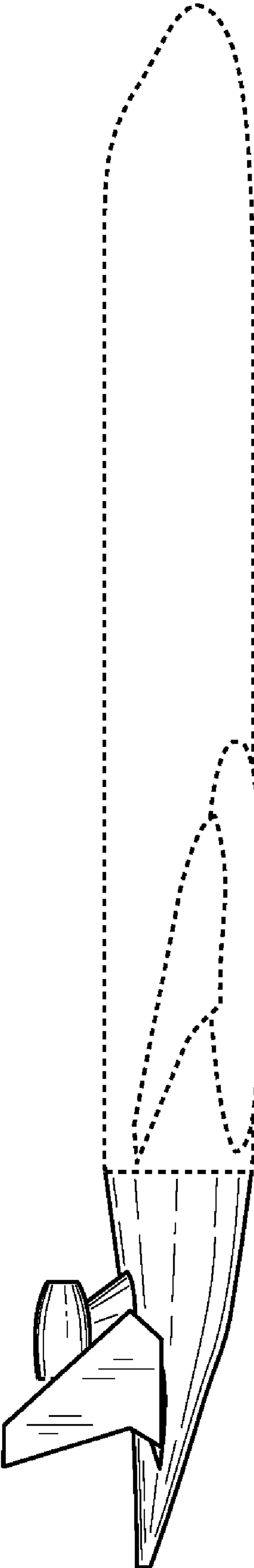
**FIG. 4**



**FIG. 5**

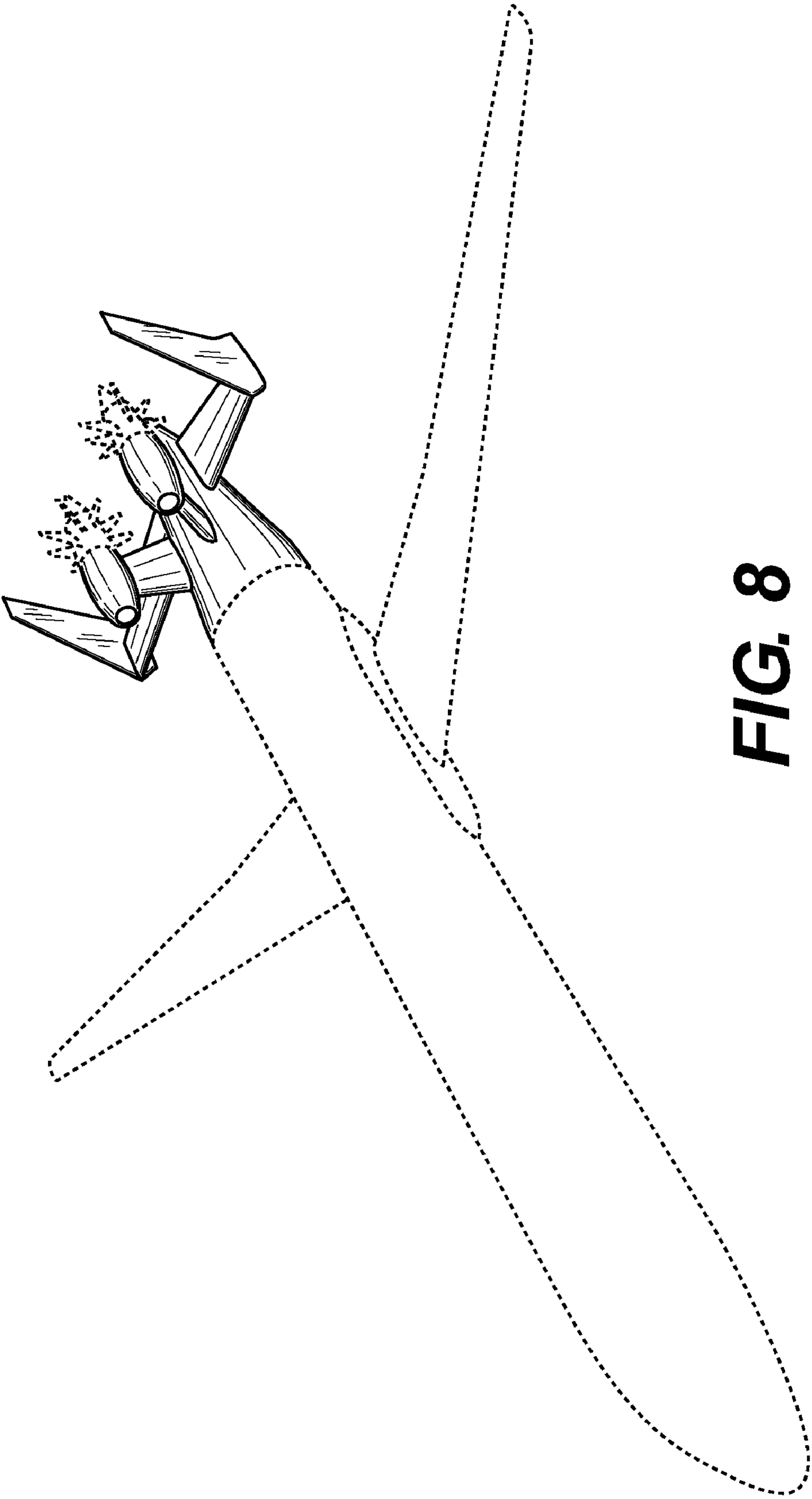


**FIG. 6**



**FIG. 7**





**FIG. 8**