



US00D622199S

(12) **United States Design Patent**  
**Gallert**

(10) **Patent No.:** **US D622,199 S**

(45) **Date of Patent:** **\*\* Aug. 24, 2010**

(54) **AUTOMOBILE WHEEL**

(75) Inventor: **Michael Gallert**, Stuttgart (DE)

(73) Assignee: **Dr. Ing. h.c. F. Porsche**  
**Aktiengesellschaft**, Weissach (DE)

(\*\*) Term: **14 Years**

(21) Appl. No.: **29/343,554**

(22) Filed: **Sep. 15, 2009**

**Related U.S. Application Data**

(63) Continuation of application No. 29/295,650, filed on Oct. 3, 2007, now abandoned.

(30) **Foreign Application Priority Data**

Apr. 30, 2007 (EM) ..... 715958

(51) **LOC (9) Cl.** ..... **12-16**

(52) **U.S. Cl.** ..... **D12/211**

(58) **Field of Classification Search** ..... D12/204–213;  
301/37.101, 64.101, 65

See application file for complete search history.

(56) **References Cited**

**U.S. PATENT DOCUMENTS**

D348,243 S	6/1994	Echazabal et al.	
D406,092 S	2/1999	Baumgartner	
D410,426 S *	6/1999	Frizzi	D12/211
D417,646 S *	12/1999	Baumgartner	D12/211
D430,526 S	9/2000	Fitzgerald	
D447,993 S	9/2001	Neeper	
D461,441 S *	8/2002	Hartanto	D12/211

D475,674 S *	6/2003	Baumgartner	D12/211
D488,420 S *	4/2004	Murkett et al.	D12/209
D503,669 S	4/2005	Bhambra	
D533,825 S	12/2006	Baumgartner	
D541,202 S	4/2007	Baumgartner	
D606,921 S *	12/2009	Thorsten	D12/211

**OTHER PUBLICATIONS**

“Car and Driver”, No. 18, Sep. 26, 2002, two pages.

\* cited by examiner

*Primary Examiner*—Elizabeth A Albert

*Assistant Examiner*—Kelley A Donnelly

(74) *Attorney, Agent, or Firm*—Lawrence A Greenberg;  
Werner H Stemer; Ralph E Locher

(57) **CLAIM**

The ornamental design for an automobile wheel, as shown and described.

**DESCRIPTION**

FIG. 1 is a plan view taken from the front of the automobile wheel, showing my new design;

FIG. 2 is a perspective view thereof;

FIG. 3 is a plan view taken from the rear thereof;

FIG. 4 is a left-side view thereof;


FIG. 5 is a right-side view thereof;

FIG. 6 is a top, plan view thereof; and,

FIG. 7 is a bottom, plan view thereof.

The broken lines are for environmental purposes only and form no part of the claimed design.

**1 Claim, 7 Drawing Sheets**



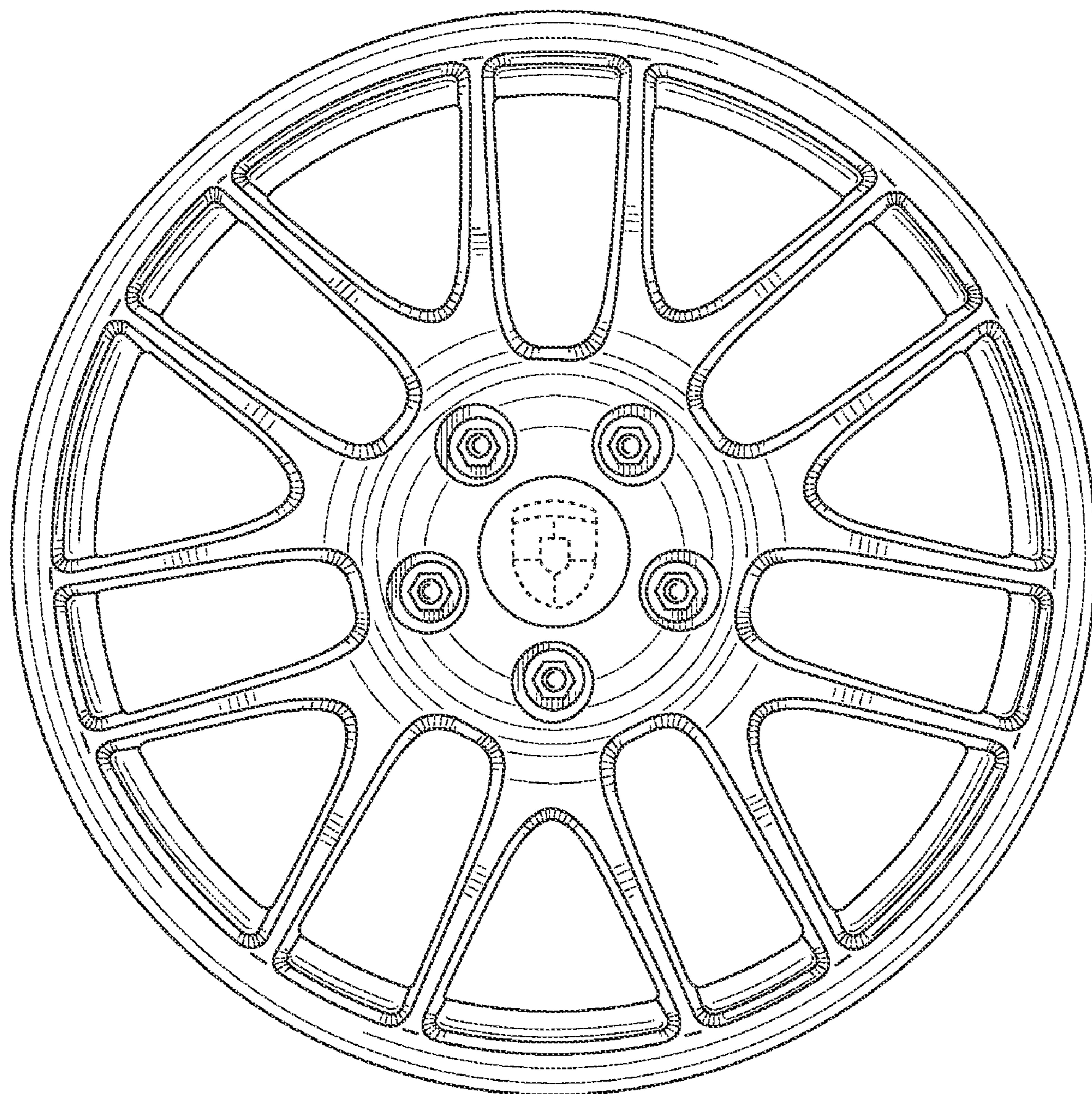


FIG. 1




FIG. 2



FIG. 3




FIG.4




FIG.5

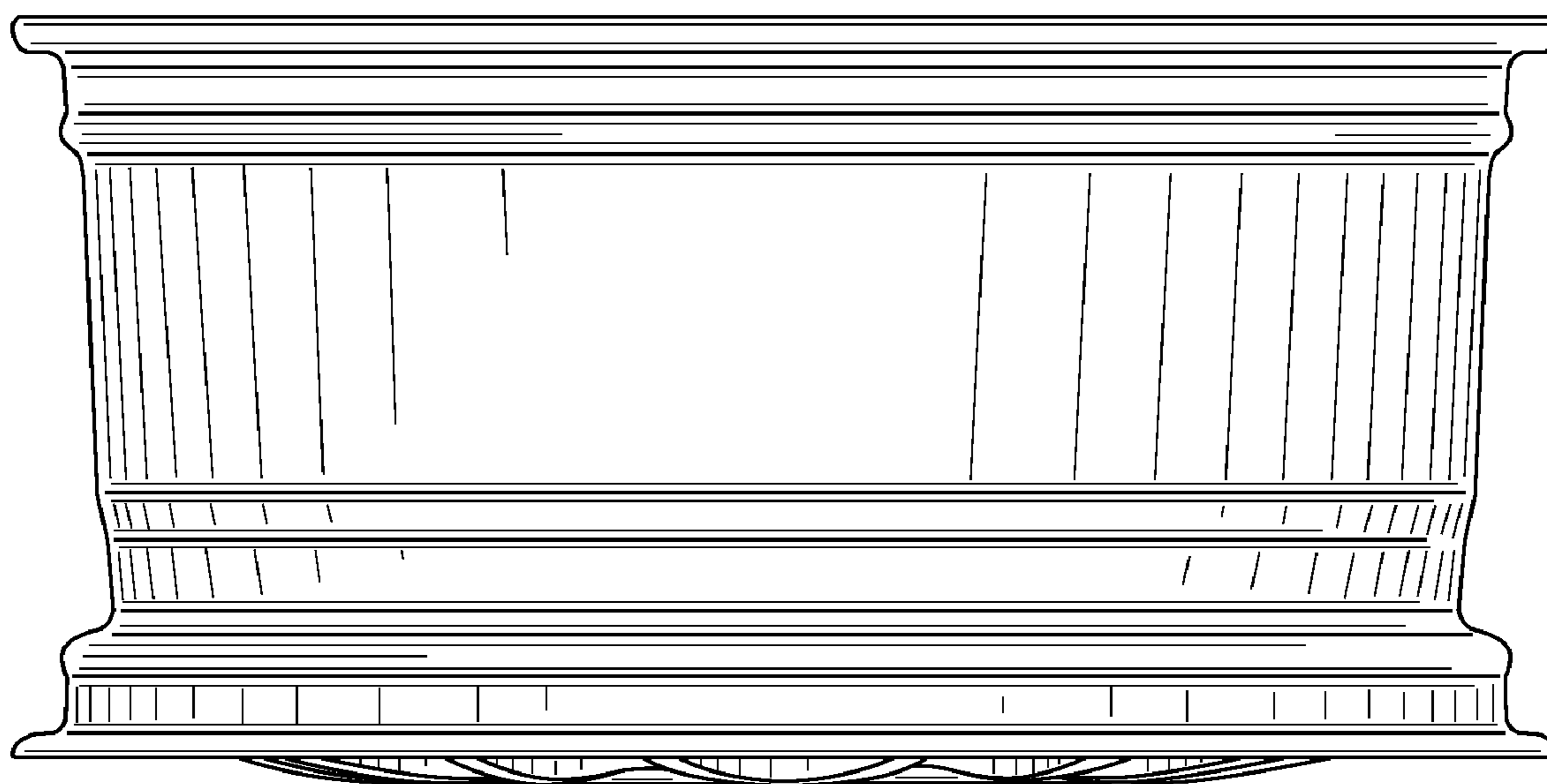


FIG. 6

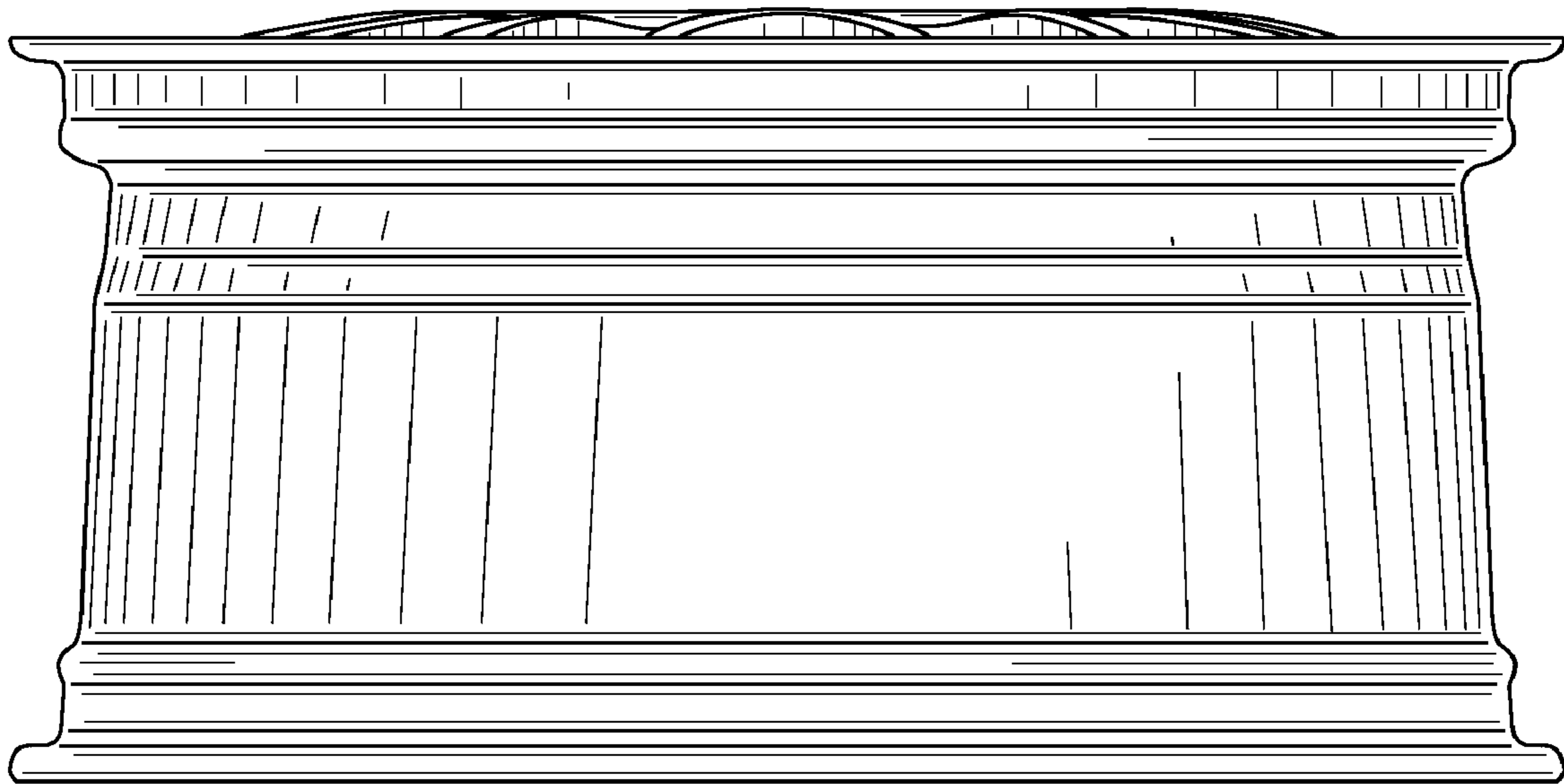


FIG. 7