



US00D622185S

(12) **United States Design Patent**  
**Uchiyama et al.**

(10) **Patent No.:** **US D622,185 S**

(45) **Date of Patent:** **\*\* Aug. 24, 2010**

(54) **AUTOMOBILE AND/OR REPLICA THEREOF**

(75) Inventors: **Shinya Uchiyama**, Saitama (JP);  
**Yutaka Sugama**, Saitama (JP); **Ryo Nakayama**, Saitama (JP)

(73) Assignee: **Honda Motor Co., Ltd.**, Tokyo (JP)

(\*\*) Term: **14 Years**

(21) Appl. No.: **29/356,513**

(22) Filed: **Feb. 26, 2010**

(30) **Foreign Application Priority Data**

Sep. 4, 2009 (JP) ..... 2009-020479

(51) **LOC (9) Cl.** ..... **12-08**

(52) **U.S. Cl.** ..... **D12/91**

(58) **Field of Classification Search** ..... D12/86,  
D12/90-92, 88; D21/424, 433, 434; 296/181.1,  
296/181.5

See application file for complete search history.

(56) **References Cited**

**U.S. PATENT DOCUMENTS**

D586,698 S \* 2/2009 Morikawa ..... D12/92  
D604,670 S \* 11/2009 Nagura et al. .... D12/91

D607,782 S \* 1/2010 Yamazaki et al. .... D12/92  
D608,695 S \* 1/2010 Burki et al. .... D12/91  
D617,684 S \* 6/2010 Nagura et al. .... D12/92

\* cited by examiner

*Primary Examiner*—Melody N Brown

(74) *Attorney, Agent, or Firm*—Westerman, Hattori, Daniels & Adrian, LLP

(57) **CLAIM**

The ornamental design for, an automobile and/or replica thereof, as shown and described.

**DESCRIPTION**

FIG. 1 is a perspective view of an automobile and/or replica thereof, showing our new design;

FIG. 2 is another perspective view thereof;

FIG. 3 is a front elevation view thereof;

FIG. 4 is a rear elevation view thereof;

FIG. 5 is a top plan view thereof; and,

FIG. 6 is a right side elevation view thereof.

The left side elevation view is a mirror image of the right side elevation view. The broken lines are for illustrative purposes only and form no part of the claimed design.

**1 Claim, 5 Drawing Sheets**




Fig 1

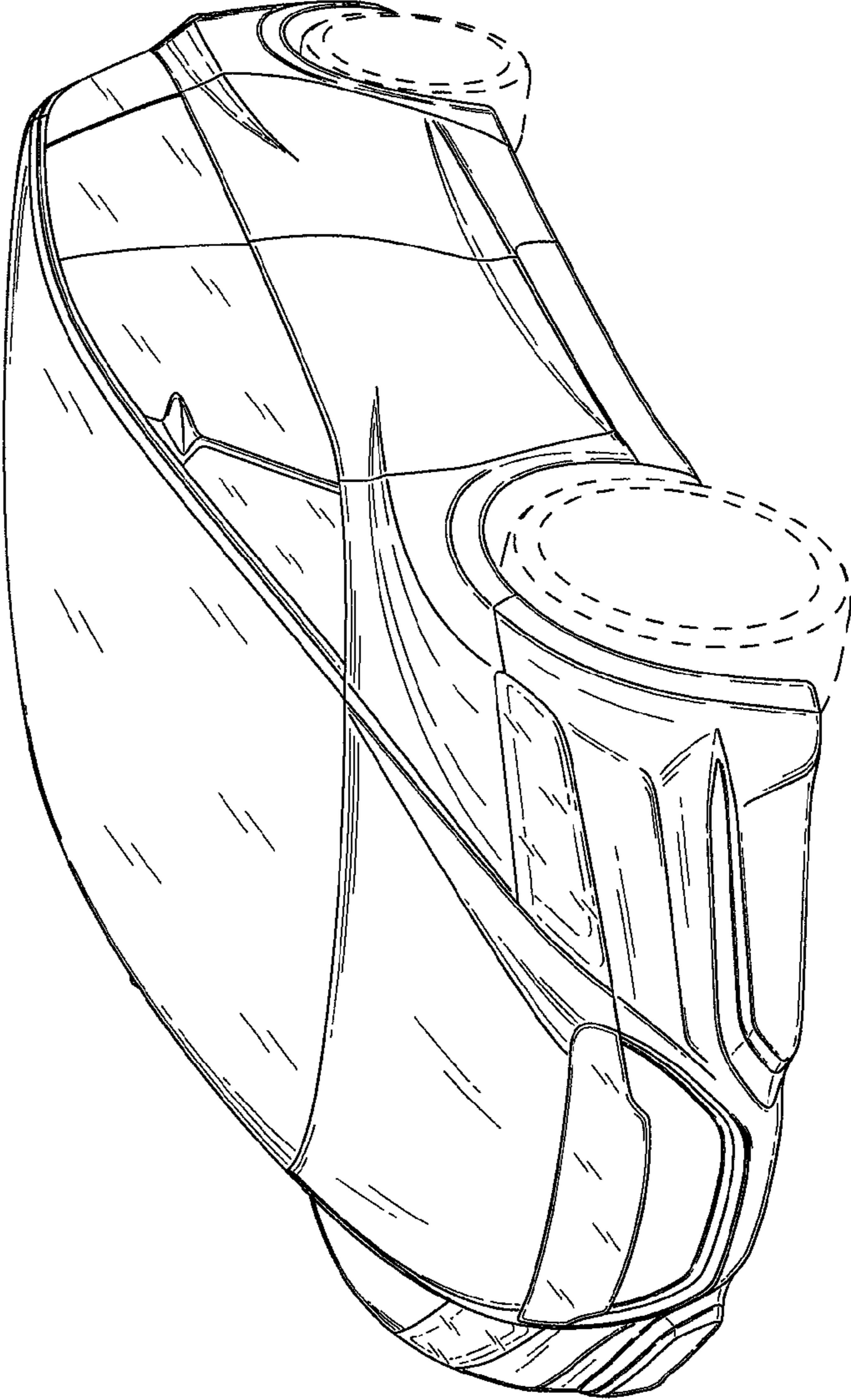


Fig 2

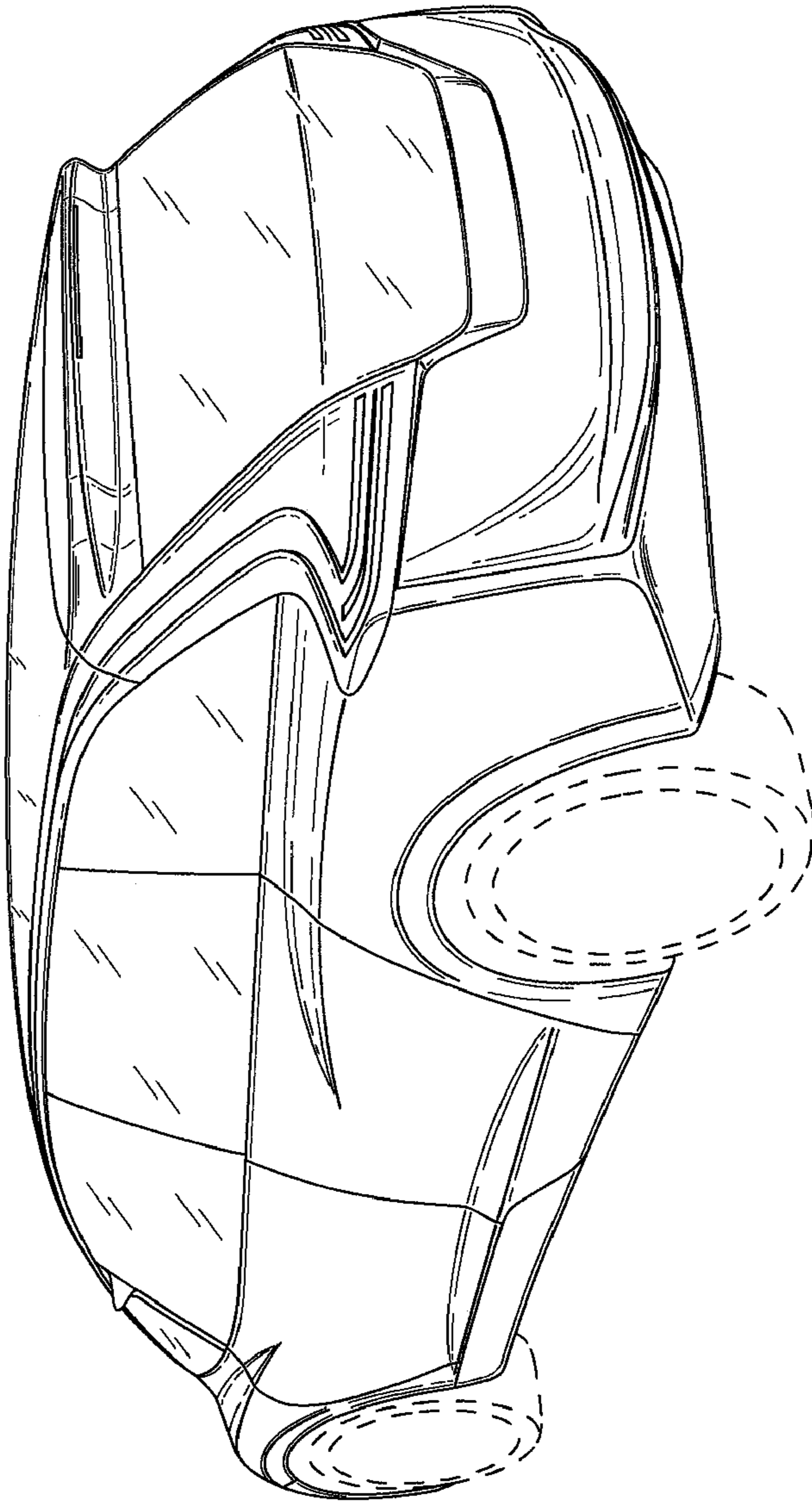


Fig 4

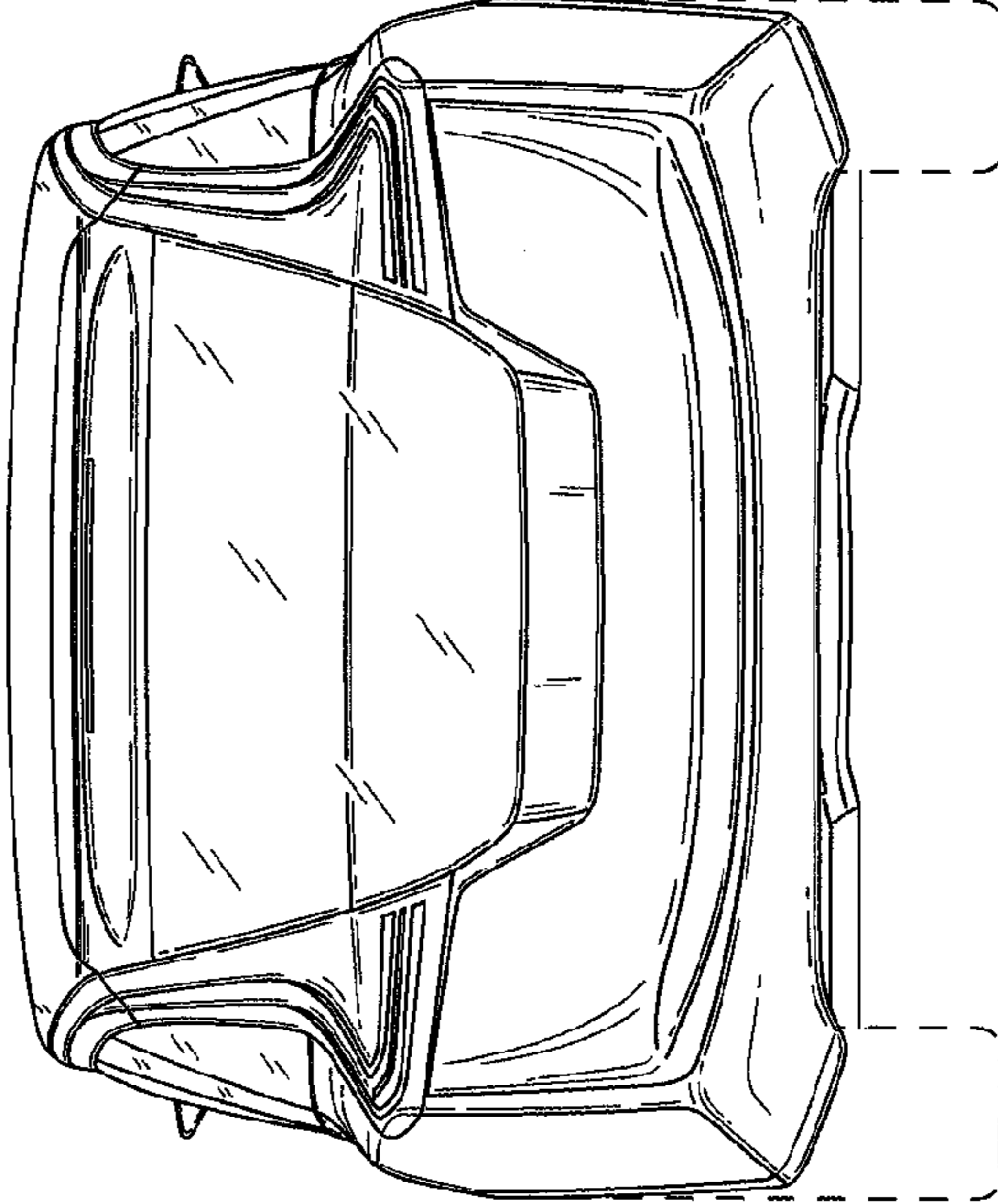


Fig 3

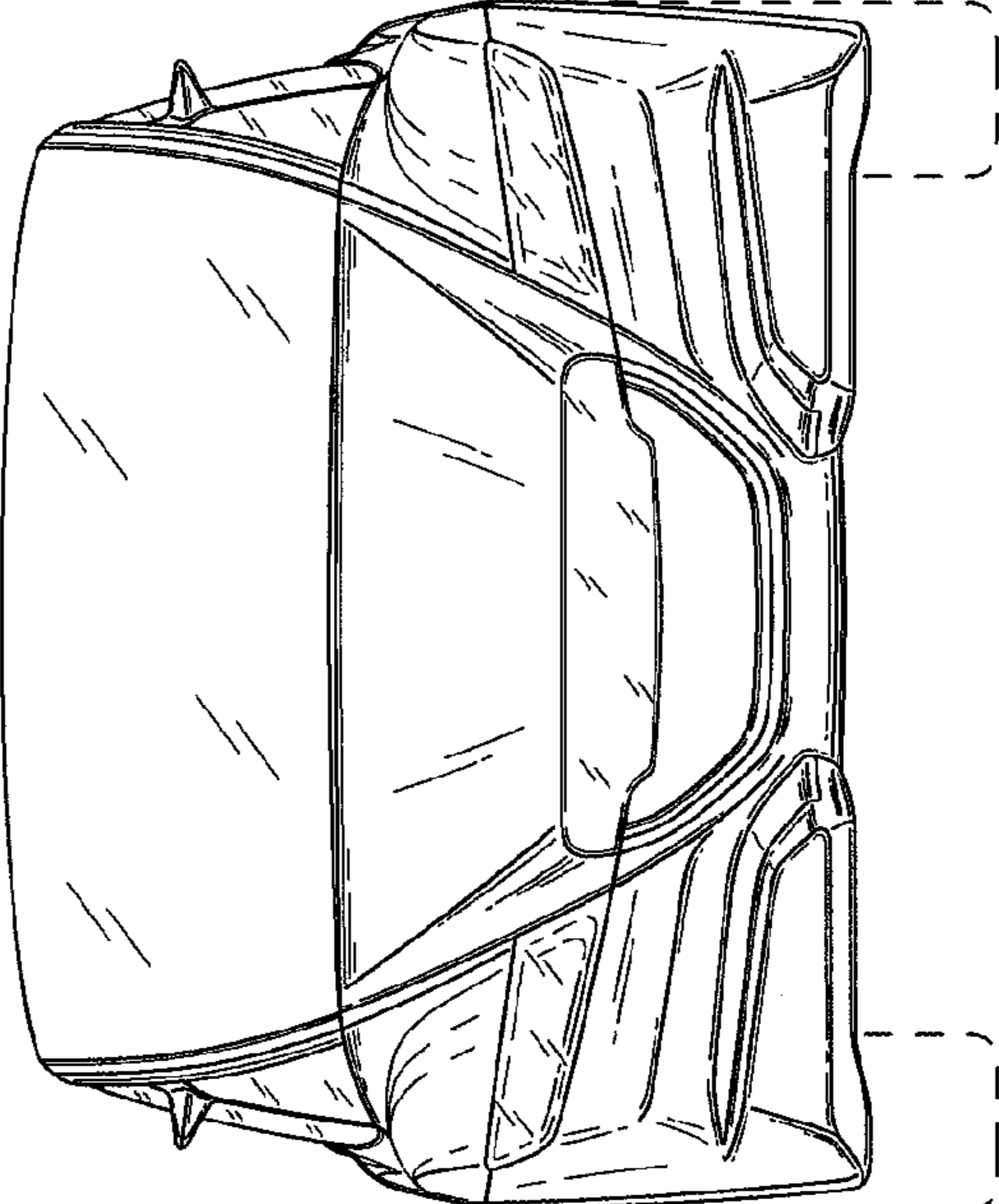


Fig 5




Fig 6

