



US00D622168S

(12) **United States Design Patent**  
**Plummer et al.**

(10) **Patent No.:** **US D622,168 S**

(45) **Date of Patent:** **\*\* Aug. 24, 2010**

(54) **TIME CLOCK**

(75) Inventors: **Burke Plummer**, Draper, UT (US); **Tad Allen**, Sandy, UT (US); **William F. Goelz**, Boulder, CO (US); **Trish Stromberg**, Syracuse, UT (US)

(73) Assignee: **Qqest Software Systems, Inc.**, Sandy, UT (US)

(\*\*) Term: **14 Years**

(21) Appl. No.: **29/341,527**

(22) Filed: **Aug. 6, 2009**

(51) **LOC (9) Cl.** ..... **10-03**

(52) **U.S. Cl.** ..... **D10/41**

(58) **Field of Classification Search** ..... D10/40,  
D10/41, 15, 19; 346/80–88, 20, 95, 96; 235/377;  
368/107, 110–113

See application file for complete search history.

(56) **References Cited**

**U.S. PATENT DOCUMENTS**

4,333,085	A *	6/1982	Witts	.....	347/218
4,506,274	A *	3/1985	Coe	.....	346/82
D303,771	S *	10/1989	Chan	.....	D10/40
D320,357	S *	10/1991	Mizukami	.....	D10/30
D352,463	S *	11/1994	Kubo	.....	D10/31
5,988,056	A *	11/1999	Bolch	.....	101/72
6,061,303	A *	5/2000	Gauthier et al.	.....	368/10
D464,895	S *	10/2002	Ng	.....	D10/40

D510,283	S *	10/2005	Bhavnani	.....	D10/40
D528,586	S *	9/2006	Hsu	.....	D18/7
D529,536	S *	10/2006	Oas	.....	D18/7
D553,513	S *	10/2007	Takeda	.....	D10/41
D553,514	S *	10/2007	Tanaka et al.	.....	D10/41
D583,260	S *	12/2008	Shih	.....	D10/40
D605,062	S *	12/2009	Matsumoto	.....	D10/41

\* cited by examiner

*Primary Examiner*—Lucy Lieberman

(74) *Attorney, Agent, or Firm*—Kirton & McConkie; David B. Tingey

(57) **CLAIM**

We claim the ornamental design for a time clock, as shown and described.

**DESCRIPTION**

FIG. 1 is a perspective view of the time clock;

FIG. 2 is a front view of the time clock;

FIG. 3 is a back view of the time clock;

FIG. 4 is a first side view of the time clock;


FIG. 5 is a second side view of the time clock;

FIG. 6 is a first end view of the time clock; and,

FIG. 7 is a second end view of the time clock.

The broken lines in the drawings are used to show portions of the time clock that do not form part of the claimed design.

**1 Claim, 6 Drawing Sheets**





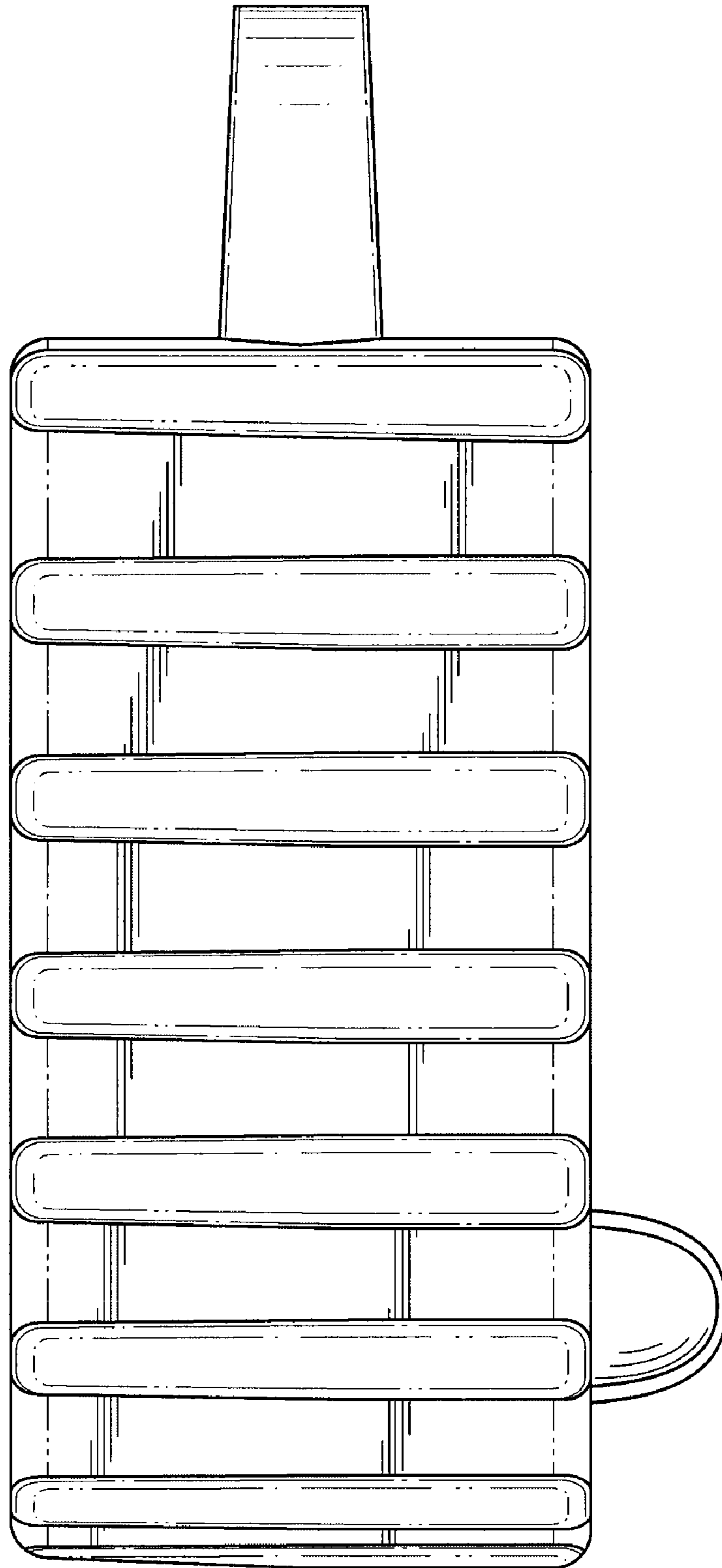


FIG. 1

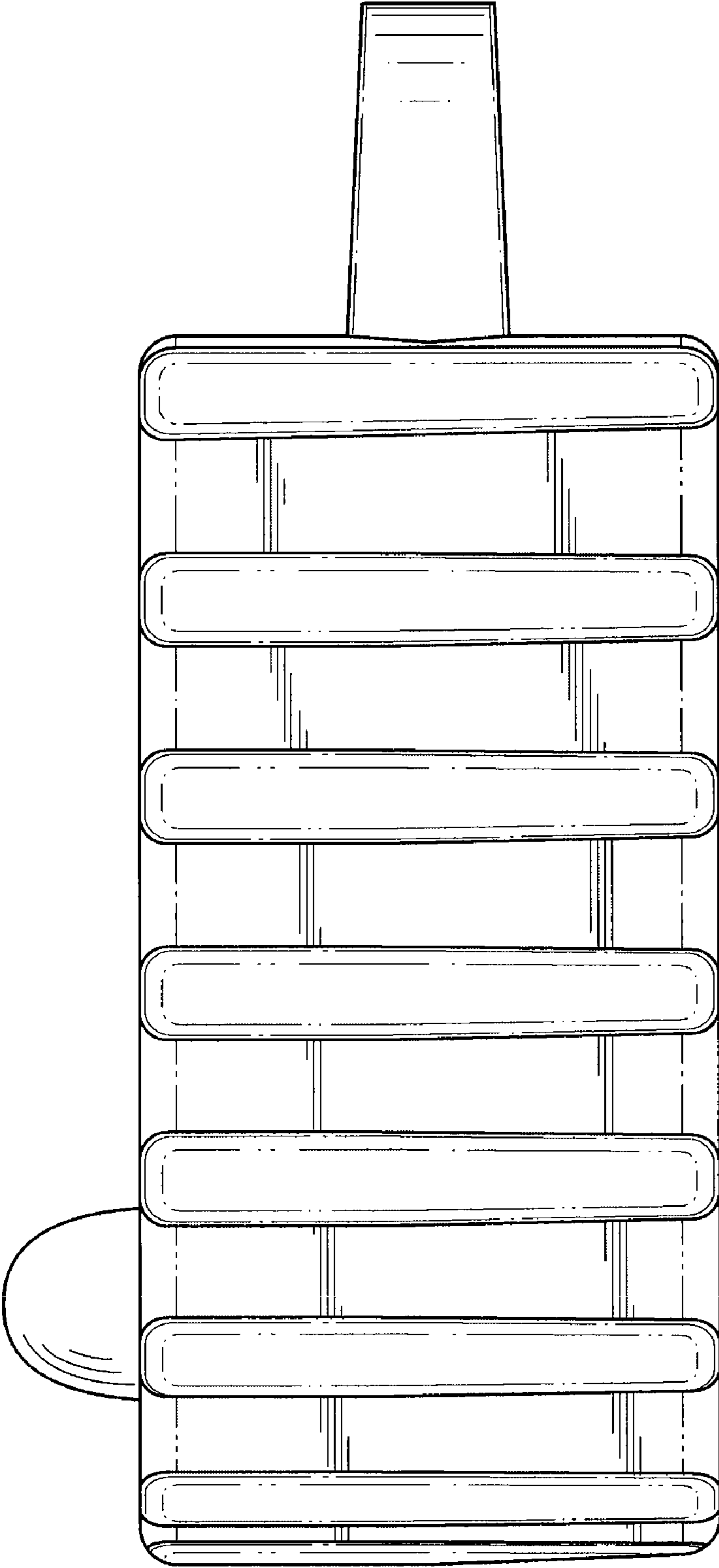




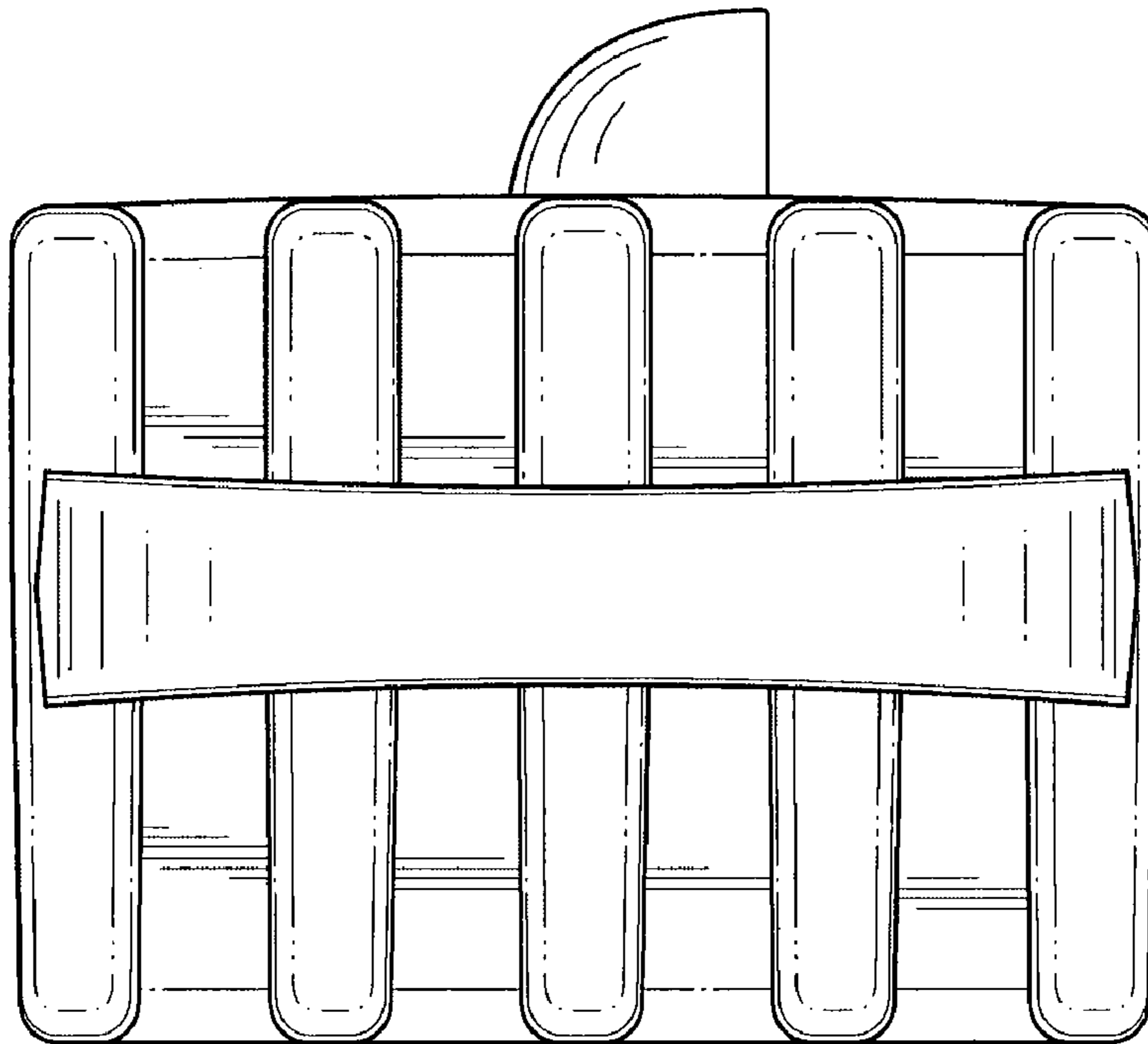
**FIG. 3**



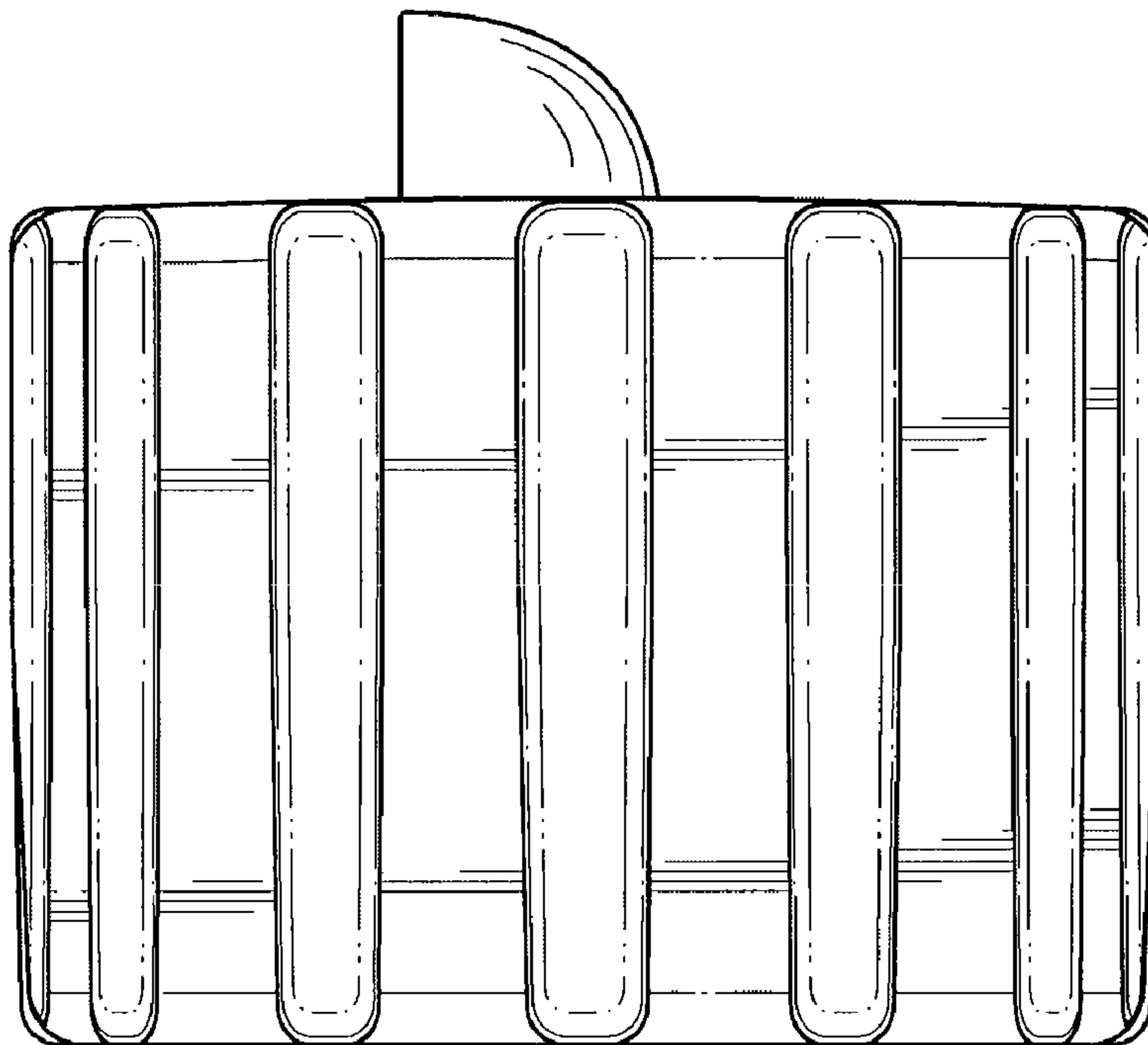
**FIG. 4**



**FIG. 5**



**FIG. 6**



**FIG. 7**