



US00D622158S

(12) **United States Design Patent**  
**Proulx**

(10) **Patent No.:** **US D622,158 S**

(45) **Date of Patent:** **\*\* Aug. 24, 2010**

(54) **COVER SHEET MEMBER FOR PILL  
RECEPTACLE**

D351,995 S \* 11/1994 Kalvelage ..... D3/203.3  
6,338,408 B1 \* 1/2002 Anderson ..... 206/538  
D558,603 S \* 1/2008 Priebe et al. .... D9/732  
2006/0086639 A1 \* 4/2006 Priebe et al. .... 206/528

(75) Inventor: **Alain Proulx**, Laval (CA)

(73) Assignee: **Richards Packaging Inc.**, Etobicoke,  
Ontario (CA)

\* cited by examiner

(\*\*) Term: **14 Years**

*Primary Examiner*—Stella M Reid

*Assistant Examiner*—Shanda C Hill

(21) Appl. No.: **29/318,069**

(74) *Attorney, Agent, or Firm*—Fraser Clemens Martin &  
Miller LLC; James D. Miller

(22) Filed: **May 13, 2008**

(57) **CLAIM**

(51) **LOC (9) Cl.** ..... **09-03**

The ornamental design for a cover sheet member for pill  
receptacle, as shown and described.

(52) **U.S. Cl.** ..... **D9/732**

(58) **Field of Classification Search** ..... D9/414,  
D9/415, 434, 456, 457, 730, 732, 757; D3/203.3;  
206/528, 531, 532, 538  
See application file for complete search history.

**DESCRIPTION**

FIG. 1 is an exploded top perspective view of a cover sheet  
member for a pill receptacle showing my new design;  
FIG. 2 is an exploded bottom perspective view thereof;  
FIG. 3 is a top plan view thereof; and,  
FIG. 4 is a bottom plan view thereof.

(56) **References Cited**

U.S. PATENT DOCUMENTS

D210,847 S \* 4/1968 Aron ..... D9/732  
4,664,262 A \* 5/1987 White ..... 206/531  
D293,887 S \* 1/1988 Webster ..... D9/732  
D322,400 S \* 12/1991 Sorensen ..... D9/415  
D322,934 S \* 1/1992 Kalvelage ..... D9/732

The broken lines shown in the drawing disclosure represent  
cutaway lines forming part of the claimed design.

**1 Claim, 4 Drawing Sheets**




Fig.1






Fig.2

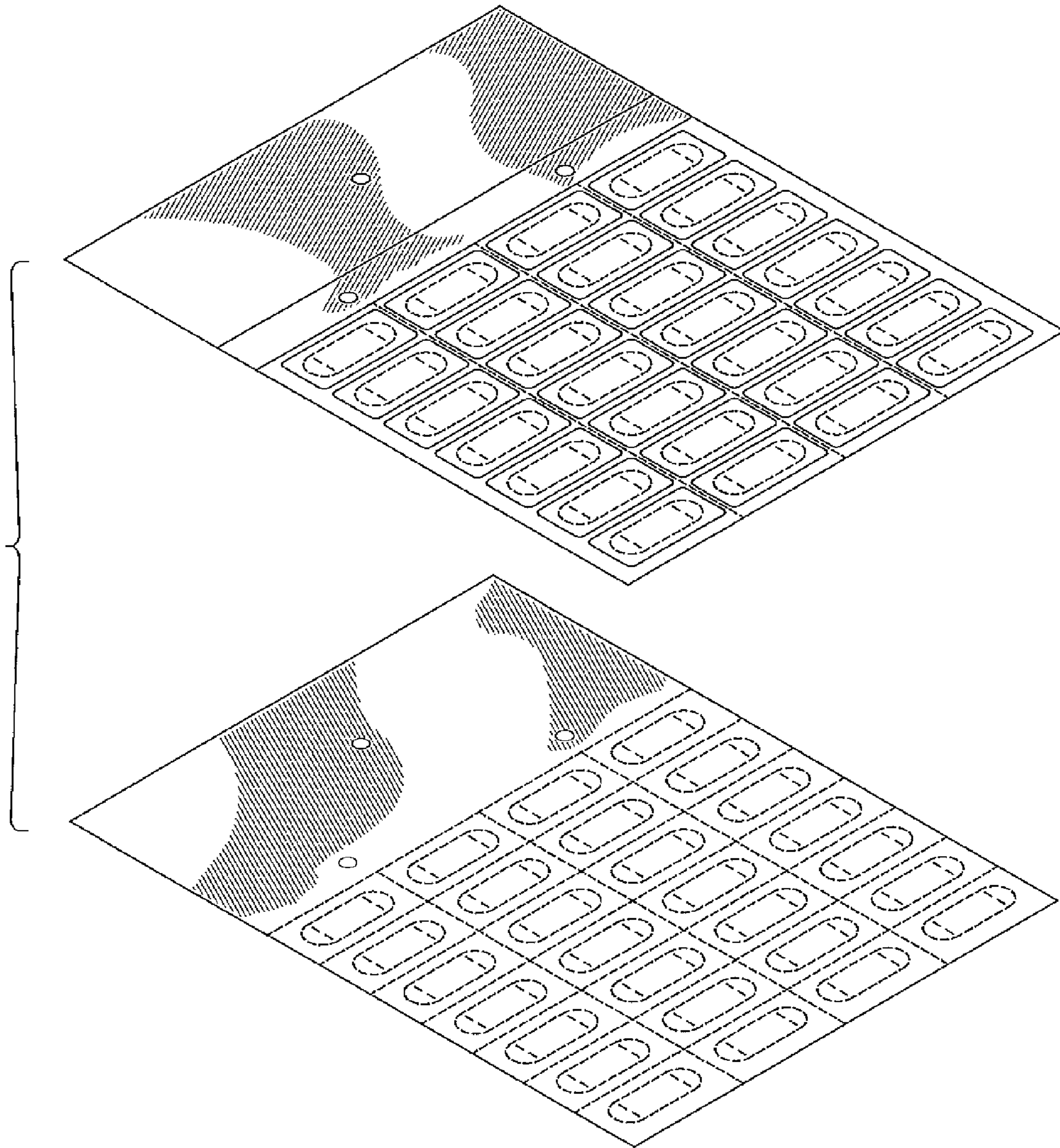


Fig.3

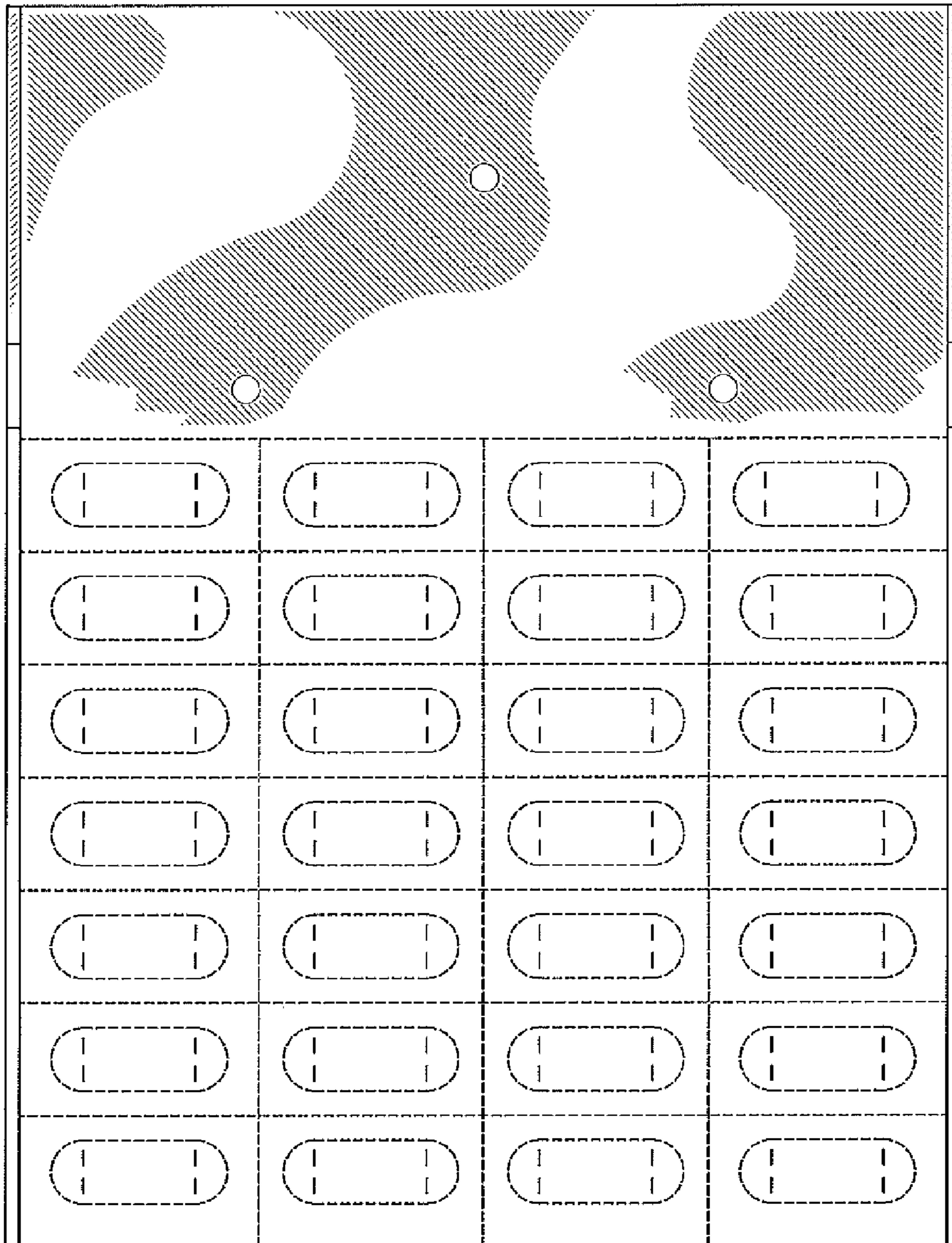




Fig.4

