



US00D622153S

(12) **United States Design Patent**
Smith

(10) **Patent No.:** **US D622,153 S**

(45) **Date of Patent:** **** Aug. 24, 2010**

(54) **BOTTLE**

(75) Inventor: **Ian Smith**, London (GB)

(73) Assignee: **William Grant & Sons Ltd.**, Scotland (GB)

(**) Term: **14 Years**

(21) Appl. No.: **29/300,465**

(22) Filed: **Mar. 28, 2008**

(51) **LOC (9) Cl.** **09-01**

(52) **U.S. Cl.** **D9/561; D9/563; D9/571**

(58) **Field of Classification Search** D9/682,
D9/685-687, 693-694, 516, 530, 543, 544,
D9/546, 561, 563, 571, 574; 215/382-384
See application file for complete search history.

(56) **References Cited**

U.S. PATENT DOCUMENTS

D46,265 S *	8/1914	Potteiger	D9/563
D117,382 S *	10/1939	Parker	D9/561 X
D189,372 S *	11/1960	Adell	D9/561
D196,943 S *	11/1963	Ishihara	D9/694
D210,444 S *	3/1968	Cortina	D9/563 X
D233,738 S *	11/1974	Latorre	D9/561 X
D233,979 S *	12/1974	Latorre	D9/544 X
D292,371 S *	10/1987	Cooper	D9/563 X
D299,116 S *	12/1988	Zoller	D9/564
D342,675 S *	12/1993	Cazaudehore	D9/571 X
D369,559 S *	5/1996	Vilval	D9/561
D387,278 S *	12/1997	Olivares et al.	D9/571 X

D476,902 S *	7/2003	Snyder	D9/561
D508,409 S *	8/2005	Hewson	D9/561
D511,300 S *	11/2005	Hewson	D9/561
D519,382 S *	4/2006	Cowgill	D9/561
D558,057 S *	12/2007	De Baschmakoff	D9/561
D561,039 S *	2/2008	Del Bon	D9/544
D567,101 S *	4/2008	Pierre	D9/561
D579,779 S *	11/2008	Rosi ski et al.	D9/565 X

* cited by examiner

Primary Examiner—Carol Rademaker

(74) *Attorney, Agent, or Firm*—Holland & Knight LLP

(57) **CLAIM**

The ornamental appearance for a bottle, as shown and described.

DESCRIPTION

FIG. 1 is a top, front, and left side perspective view of the bottle of the claimed design;

FIG. 2 is a back elevational view thereof;

FIG. 3 is a left side elevational view thereof, the right side elevational view being a mirror image except for the threads;


FIG. 4 is a front elevational view thereof;

FIG. 5 is a bottom plan view thereof; and,

FIG. 6 is a top plan view thereof.

The broken lines of the central portion of the bottom surface are included for the purpose of illustrating environmental structure that forms no part of the claimed design.

1 Claim, 5 Drawing Sheets



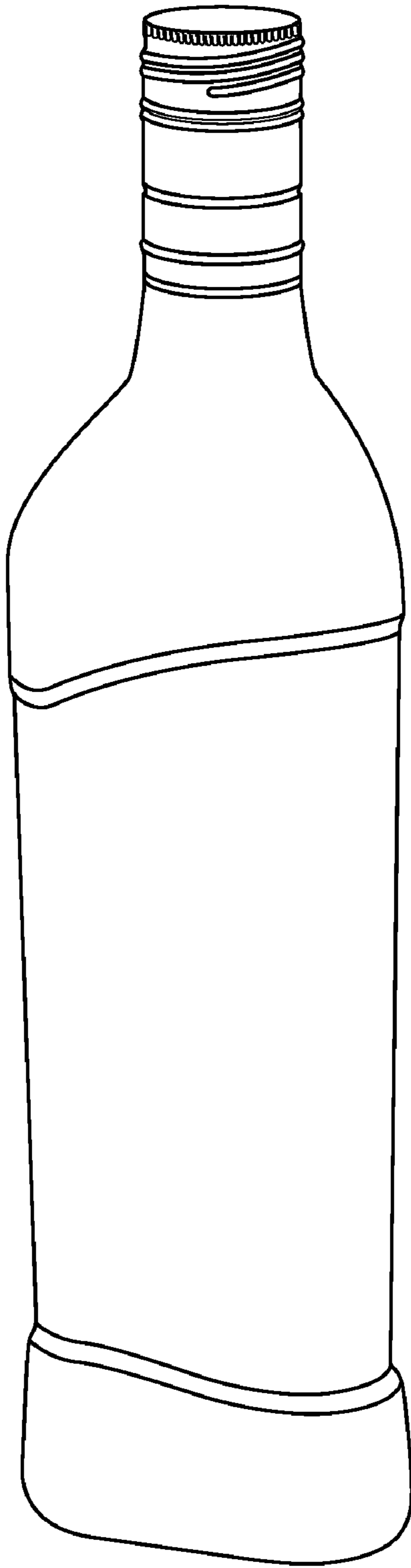


FIGURE 1




FIGURE 2

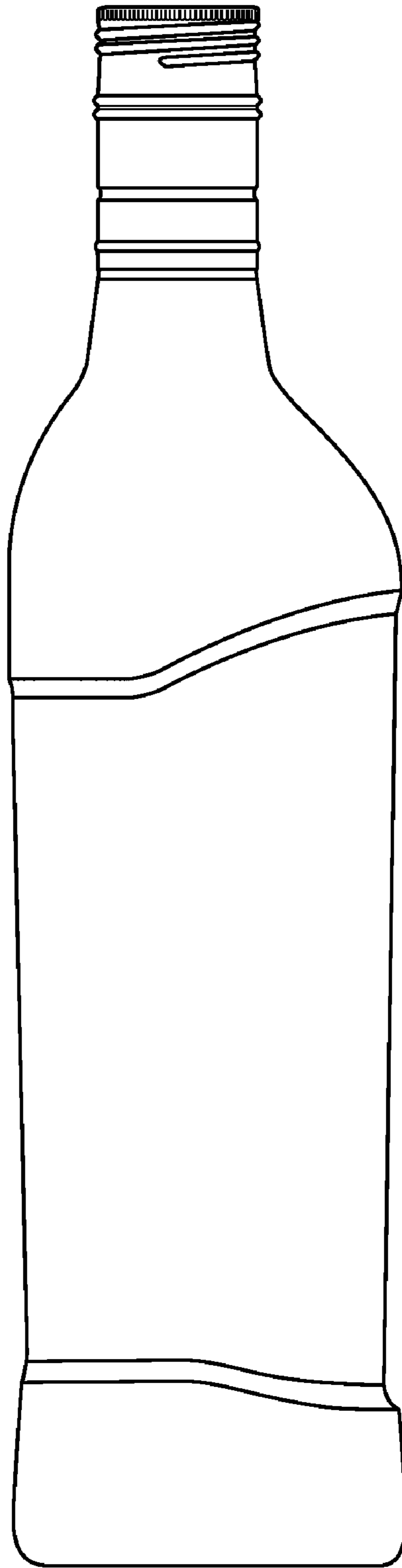


FIGURE 3




FIGURE 4

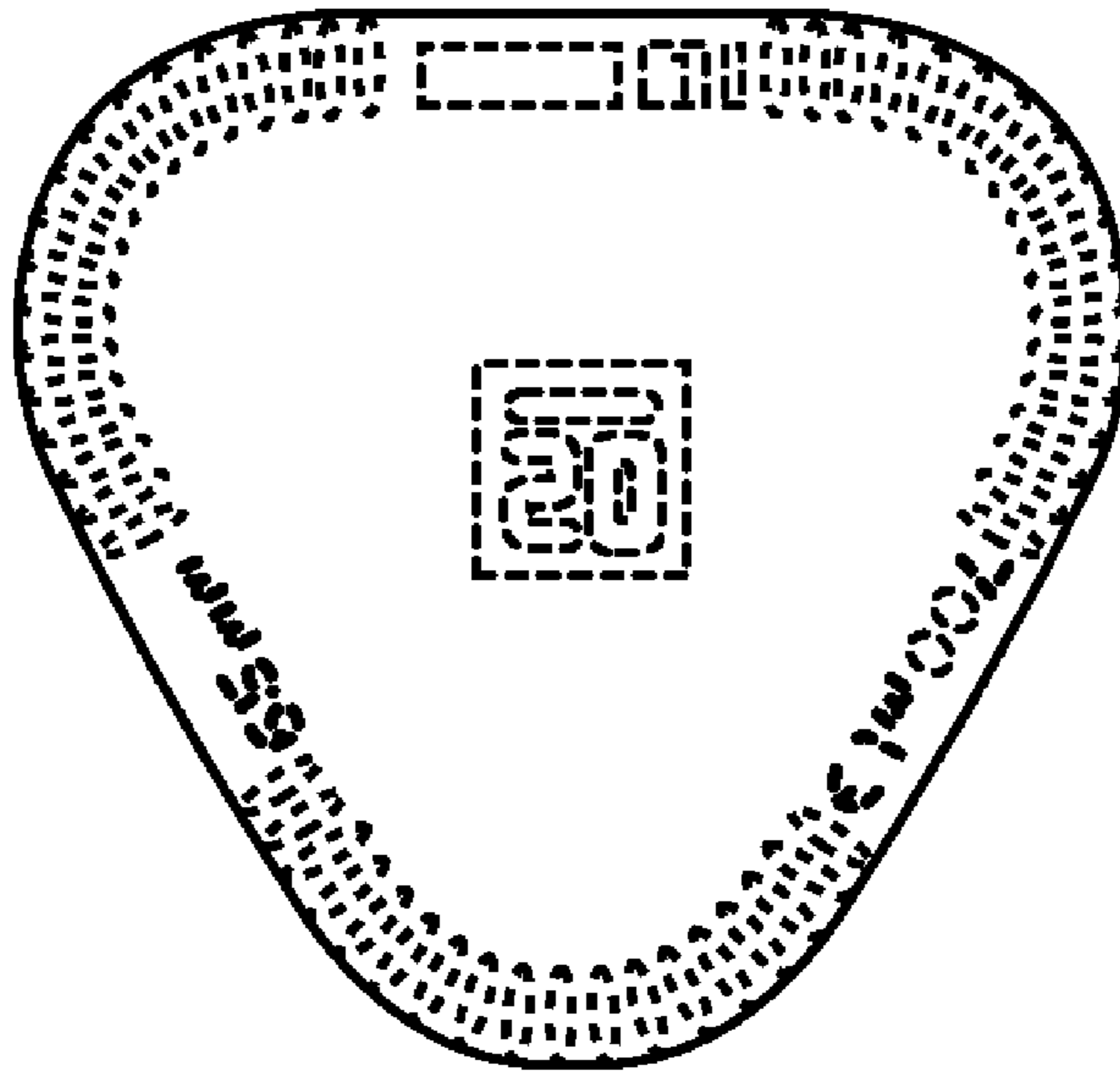


FIGURE 5

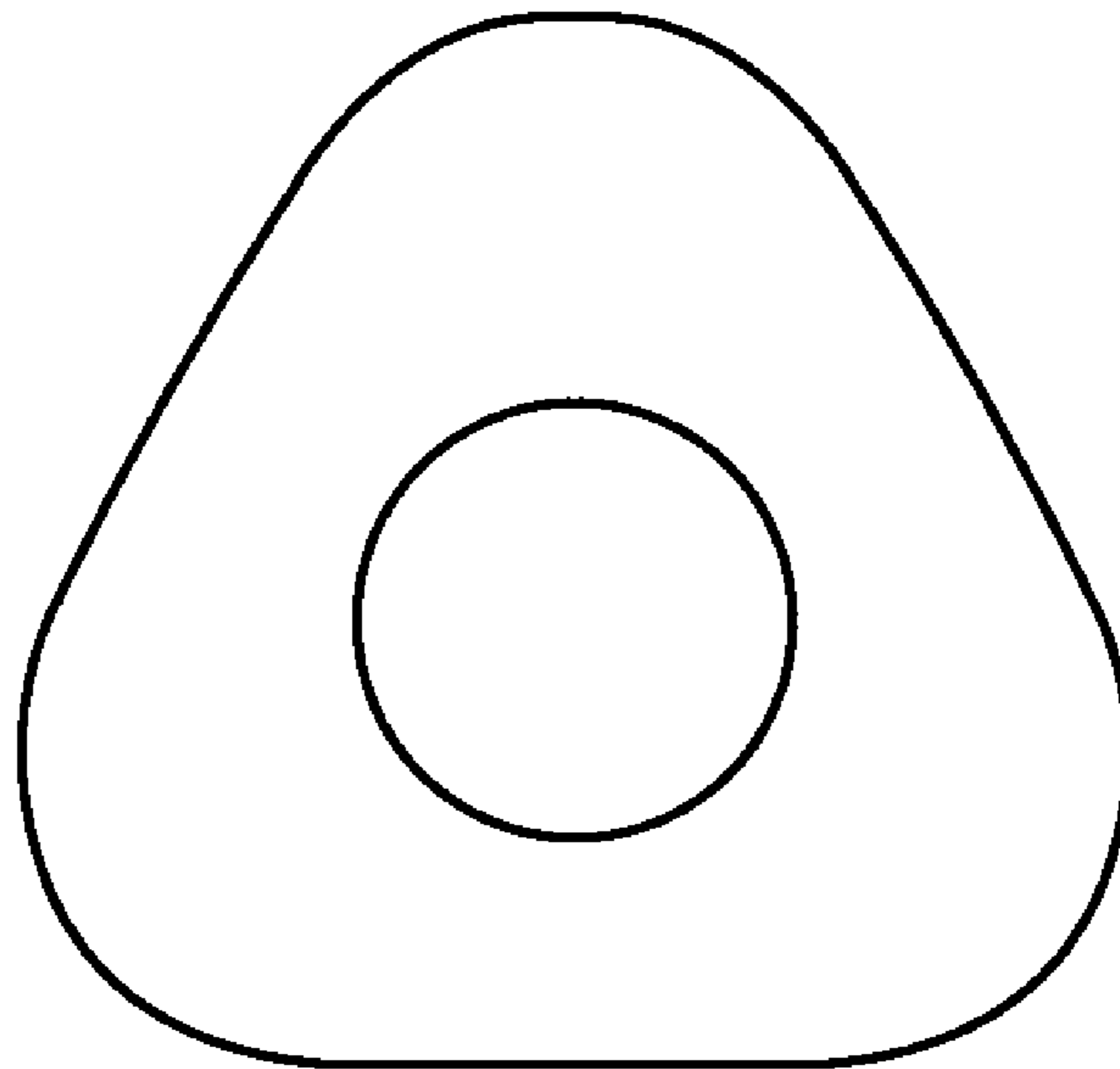


FIGURE 6