



US00D622151S

(12) **United States Design Patent**
Toh et al.

(10) **Patent No.:** **US D622,151 S**
(45) **Date of Patent:** **** Aug. 24, 2010**

(54) **CONTAINER**

(75) Inventors: **Kiat Cheong Toh**, Forest Hills, NY (US); **Jennifer Giannotti Genes**, Bayport, NY (US); **Alberto Mantilla**, Rego Park, NY (US); **Marisol Rodriguez**, Brooklyn, NY (US); **Anthony J. Baxter**, Hoboken, NJ (US)

(73) Assignee: **Colgate-Palmolive Company**, New York, NY (US)

(**) Term: **14 Years**

(21) Appl. No.: **29/320,257**

(22) Filed: **Jun. 24, 2008**

(51) **LOC (9) Cl.** **09-01**

(52) **U.S. Cl.** **D9/529**

(58) **Field of Classification Search** D9/434,
D9/435, 447-449, 454, 516, 521-523, 525,
D9/529, 530, 537, 539, 542, 543, 571-575;
215/381-385; 220/669

See application file for complete search history.

(56) **References Cited**

U.S. PATENT DOCUMENTS

D172,852 S	8/1954	Van Koert
D181,301 S	10/1957	Loewy
D196,455 S	10/1963	Stern
D205,732 S	9/1966	Gould
D207,800 S	5/1967	Roberts
D207,925 S	6/1967	Koenigsberg
D211,319 S	6/1968	Jeronimus
D211,931 S	8/1968	Eicholtz
D214,831 S	8/1969	Lomont
D217,591 S	5/1970	Biscoe
D245,758 S	9/1977	Pardo
D295,145 S	4/1988	Jeanjean
D300,107 S	3/1989	Trombly
D324,332 S	3/1992	Seifert et al.
D366,214 S	1/1996	Cooper
D373,086 S	8/1996	Hirato

D418,424 S	1/2000	Gobe	
D426,773 S	* 6/2000	Warner et al. D9/503
D430,008 S	8/2000	Gobe	
D432,425 S	10/2000	Feigenbaum	
D449,537 S	10/2001	Feigenbaum	
D462,896 S	* 9/2002	Crawford et al. D9/693
D472,148 S	3/2003	Dowd	
D482,972 S	* 12/2003	Young et al. D9/523
D487,400 S	3/2004	Oates	
D512,938 S	12/2005	Morris et al.	
D519,842 S	5/2006	Abadinsky	
D529,805 S	10/2006	Cadena	
D538,668 S	3/2007	Campbell et al.	

(Continued)

FOREIGN PATENT DOCUMENTS

DE 8802035 9/1989

(Continued)

Primary Examiner—Stella M Reid

Assistant Examiner—Keli L Hill

(74) *Attorney, Agent, or Firm*—Amy M. Fernandez

(57) **CLAIM**

The ornamental design for a container, as shown and described.

DESCRIPTION

FIG. 1 is a perspective view of the container of our design.

FIG. 2 is a front elevation view thereof.

FIG. 3 is a rear elevation view thereof.

FIG. 4 is a left side elevation view thereof.


FIG. 5 is a right side elevation view thereof.

FIG. 6 is a top plan view thereof; and,

FIG. 7 is a bottom plan view thereof.

The broken line showing of the bottom of the container is for illustrative purposes only and forms no part of the claimed design.

1 Claim, 6 Drawing Sheets



US D622,151 S

Page 2

U.S. PATENT DOCUMENTS

D540,682 S 4/2007 Shurtleff et al.
D540,685 S 4/2007 Shurtleff et al.
D542,660 S 5/2007 Thomas et al.
D544,358 S 6/2007 Rhode et al.
D548,600 S * 8/2007 Escobosa et al. D9/521
D549,102 S 8/2007 Rhode et al.
D571,666 S 6/2008 Shurtleff
D578,003 S 10/2008 Shurtleff et al.
D580,269 S 11/2008 Xiao et al.
D588,920 S 3/2009 O'Donahue
D597,847 S * 8/2009 Floyd et al. D9/543

FOREIGN PATENT DOCUMENTS

DE 9000439 5/1990
DE 9000890 3/1991
DE 9006426 9/1991
DE 9100081 10/1991
DE 9008010 9/1992
DE 9400264 6/1994
DE 9400835 7/1994
DE 9502312 12/1995
DE 9504791 3/1996
DE 9506339 3/1996
DE 9506854 4/1996
DE 9703081 12/1997
DE 9706043 1/1998
DE 49808832 6/1999
DE 49811750 6/1999
DE 9708310 7/1999
DE 49811537.2 8/1999
DE 4990881 10/1999

DE 49904597 11/1999
DE 49904845 11/1999
DE 49901148 12/1999
DE 49910223 2/2000
DE 40005228 9/2000
DE 40004429 10/2000
DE 40006918 10/2000
DE 40100748 6/2001
DE 40104284 11/2001
DE 40106191 11/2001
DE 40105817 12/2001
DE 40108732 2/2002
DE 40108803 2/2002
DE 40110081 7/2002
DE 40202553 7/2002
DE 40204376 12/2002
DE 40205280 12/2002
DE 40204782 1/2003
DE 40208482 2/2003
DE 40207991 10/2003
DE 40206322 2/2004
DE 40306322 2/2004
DE 40306324 2/2004
DE 40306325 2/2004
DE 40404547 2/2005
DE 40406140 7/2005
DE 40501804 9/2005
DE 40601582.1 8/2006
DE 40602335.2 3/2007
DE 40605848.2 3/2007
DE 40700196.4 6/2007
RU 62938 6/2007

* cited by examiner



FIG. 1

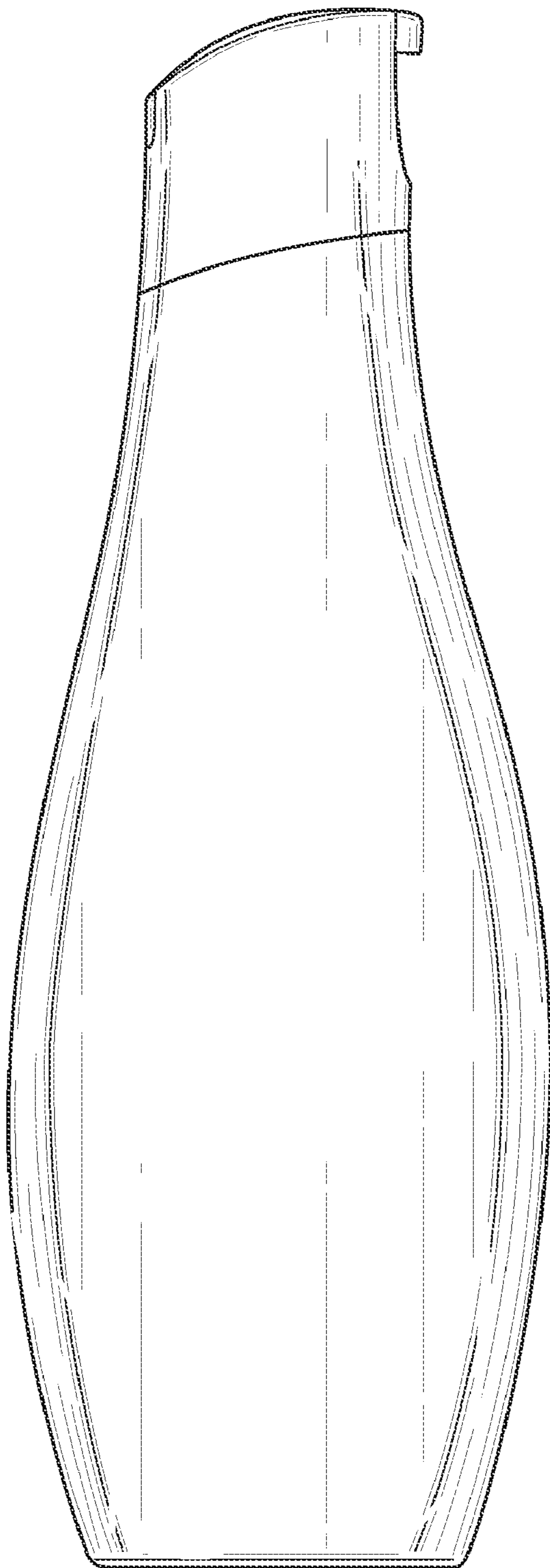


FIG. 2

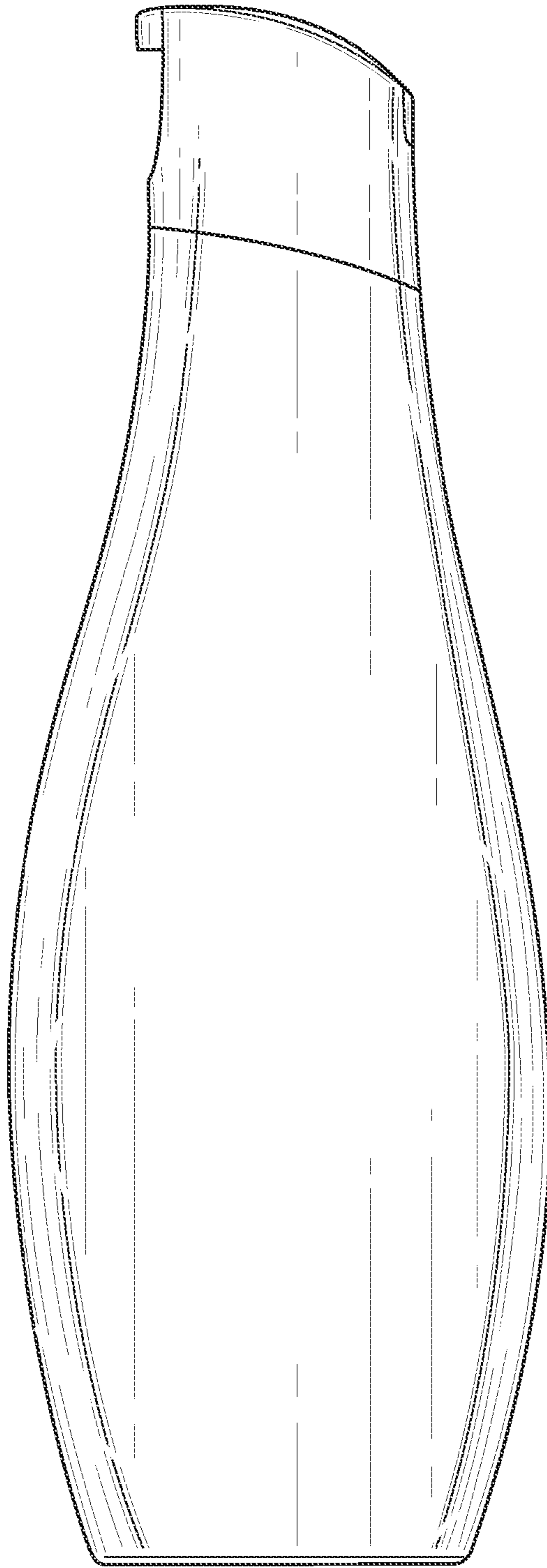


FIG. 3

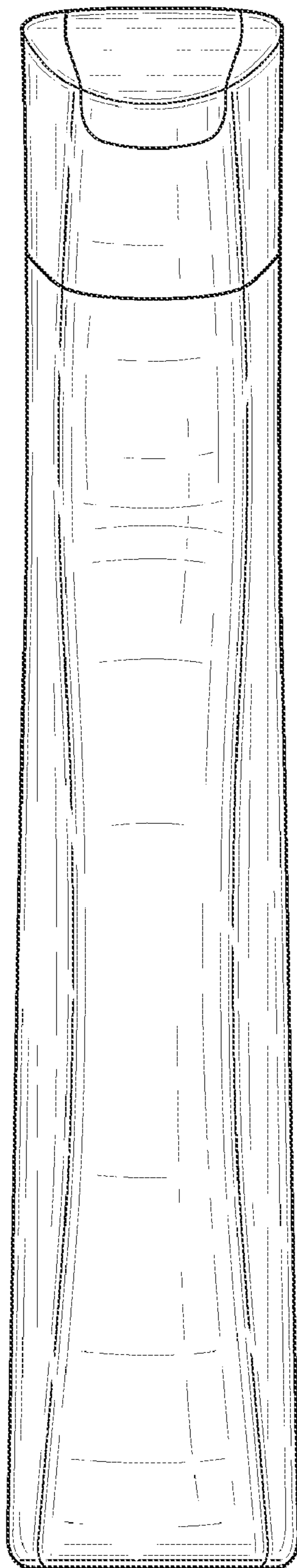


FIG. 4

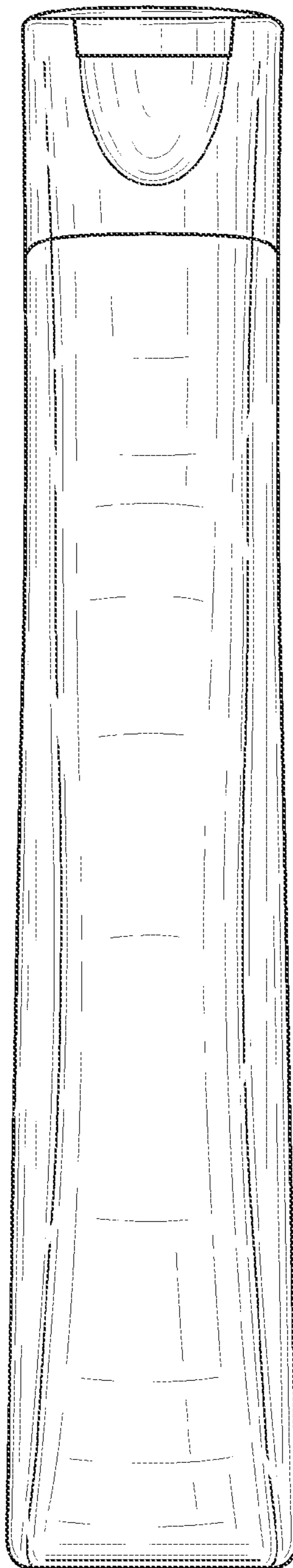


FIG. 5

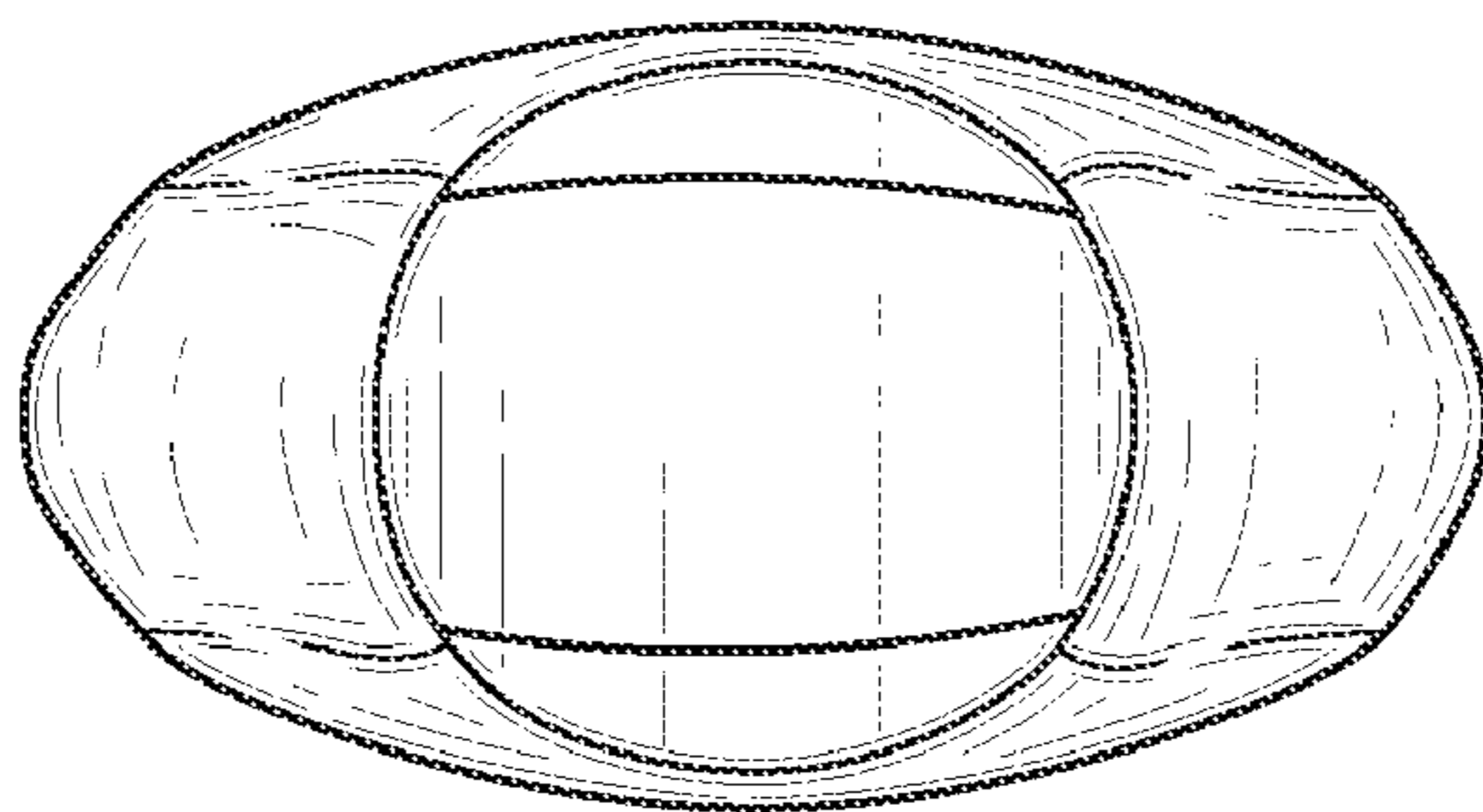


FIG. 6

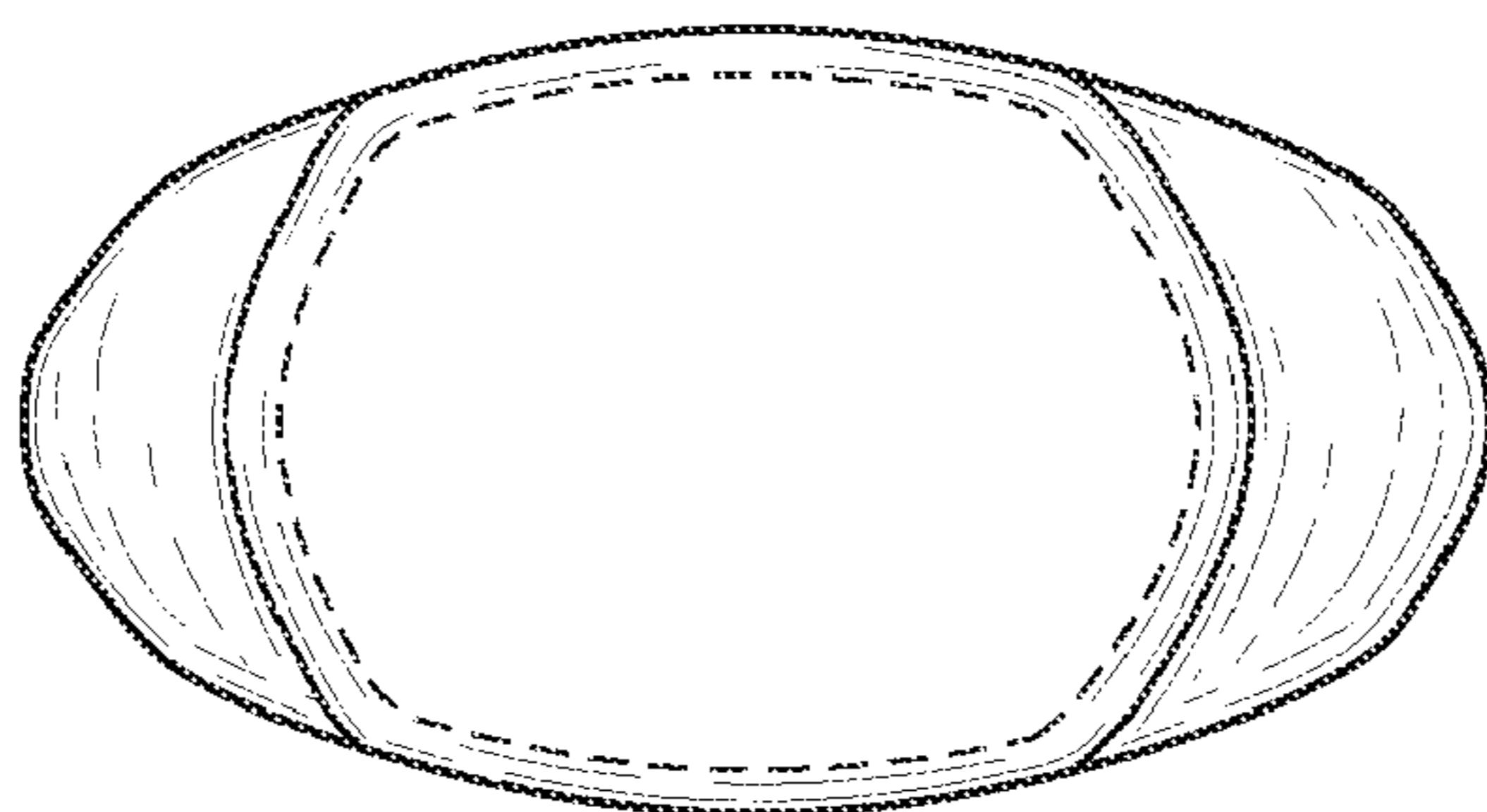


FIG. 7