



US00D622146S

(12) **United States Design Patent**
Wheaton et al.

(10) **Patent No.:** **US D622,146 S**
(45) **Date of Patent:** **** Aug. 24, 2010**

(54) **BOTTLE**

(75) Inventors: **Keely Eileen Wheaton**, Minneapolis, MN (US); **J. Steven Little**, Wadsworth, OH (US); **James J. Miller**, Barberton, OH (US); **Fei Cao**, Miami, FL (US); **Amy Gina Kim**, Los Angeles, CA (US); **Kyle Robert Gati**, Deerfield, IL (US); **Jason Craig Campbell**, Chicago, IL (US)

(73) Assignee: **Kraft Foods Global Brands LLC**, Northfield, IL (US)

(**) Term: **14 Years**

(21) Appl. No.: **29/333,767**

(22) Filed: **Mar. 13, 2009**

(51) **LOC (9) Cl.** **09-01**

(52) **U.S. Cl.** **D9/516; D9/552; D9/558**

(58) **Field of Classification Search** **D9/600, D9/655-664, 500-503, 516, 537-543, 550, D9/552, 558, 563, 571-575; 206/457-458, 206/527; 215/400; 220/890**
See application file for complete search history.

(56) **References Cited**

U.S. PATENT DOCUMENTS

D94,069 S	12/1934	Brenner	
D156,219 S	11/1949	Deskey	
D164,678 S	10/1951	Du Pree	
D168,523 S	12/1952	Sittason	
D213,767 S	4/1969	Fuerst	
D360,582 S	7/1995	McDonald et al.	
D365,752 S	1/1996	Flanagan-Boos et al.	
D384,285 S *	9/1997	D'Amico et al.	D9/542
D405,357 S	2/1999	Sell	
D412,845 S	8/1999	Miller et al.	
D413,807 S	9/1999	Mikla	
D418,748 S	1/2000	Kuzma et al.	
D428,573 S *	7/2000	Colonna et al.	D9/658
D452,159 S	12/2001	Belser et al.	
D480,008 S	9/2003	Maus	

D486,741 S	2/2004	Houghton
D496,283 S	9/2004	Busa, Jr.
D497,108 S	10/2004	Lund et al.
D497,810 S	11/2004	Maus
D498,680 S	11/2004	Cleary
D503,626 S	4/2005	Maus
D504,320 S	4/2005	Maus
D506,140 S	6/2005	Maus
D511,970 S	11/2005	Cleary
D512,642 S	12/2005	Busa, Jr. et al.

(Continued)

OTHER PUBLICATIONS

Office Action dated Dec. 22, 2009 for U.S. Appl. No. 29/333,768.

Primary Examiner—Sandra Morris

(74) *Attorney, Agent, or Firm*—Fitch, Even, Tabin & Flannery

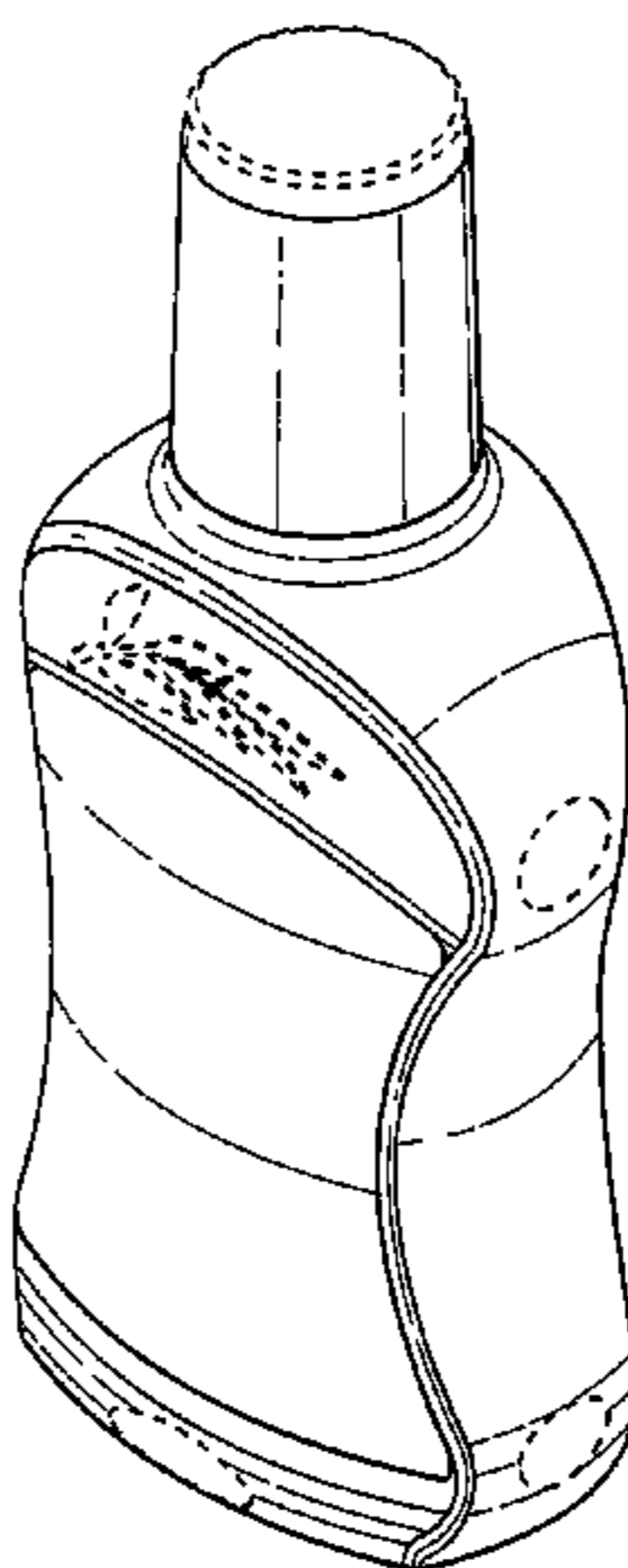
(57) **CLAIM**

The ornamental design for a bottle, as shown and described.

DESCRIPTION

FIG. 1 is a top, front right side perspective view of a bottle; FIG. 2 is a front elevation view thereof, the rear elevation being identical thereto; FIG. 3 is a side elevation view thereof, the opposite side being identical thereto; FIG. 4 is a top plan view thereof; and, FIG. 5 is a bottom plan view thereof. The broken lines shown in the drawings are for illustrative purposes only and form no part of the claimed design.

1 Claim, 3 Drawing Sheets



US D622,146 S

Page 2

U.S. PATENT DOCUMENTS

D528,429 S	9/2006	Bartel	D556,043 S	11/2007	Rabie	
D533,069 S	12/2006	Archeny	D560,508 S	1/2008	Lepoitevin	
D535,889 S	1/2007	Kaminski et al.	D568,164 S	5/2008	Dodge et al.	
D539,659 S	4/2007	Cleary et al.	D569,733 S	5/2008	Dodge et al.	
D546,189 S	7/2007	Costello et al.	D578,398 S *	10/2008	Kuzma et al. D9/539
D546,700 S	7/2007	Bourne	D582,778 S	12/2008	Burson	
D547,198 S	7/2007	Eaton et al.	D585,746 S	2/2009	Dodge et al.	
D547,670 S	7/2007	Heisner	D585,747 S	2/2009	Dodge et al.	
D555,484 S	11/2007	Norris et al.	D585,755 S	2/2009	Dodge et al.	

* cited by examiner

Fig. 1

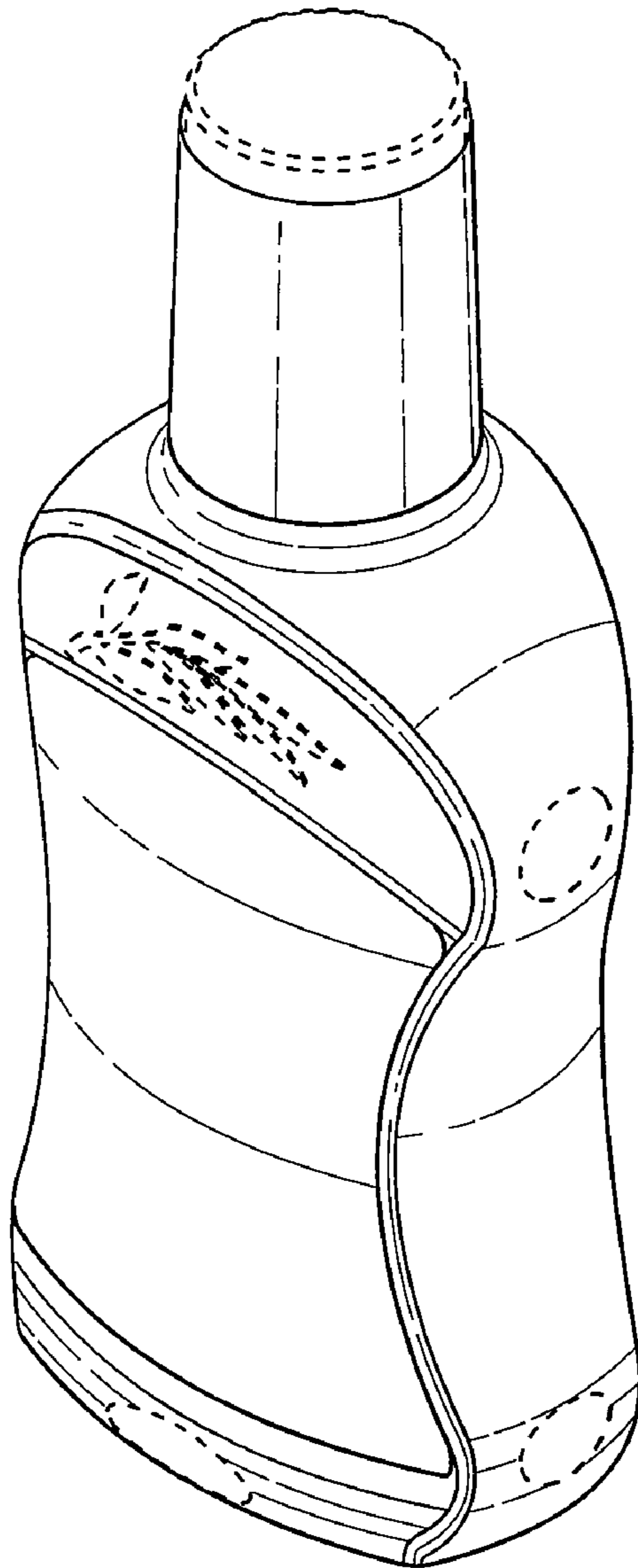


Fig. 2

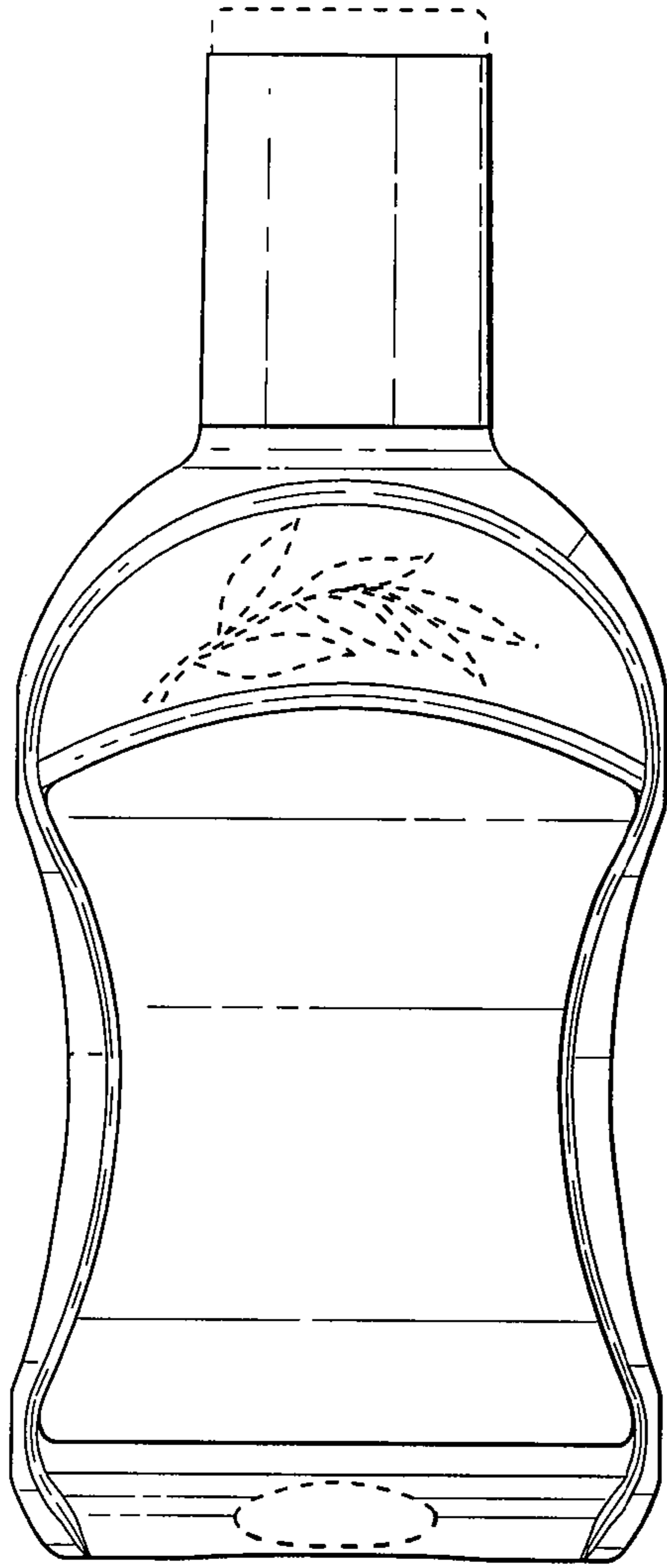


Fig. 3

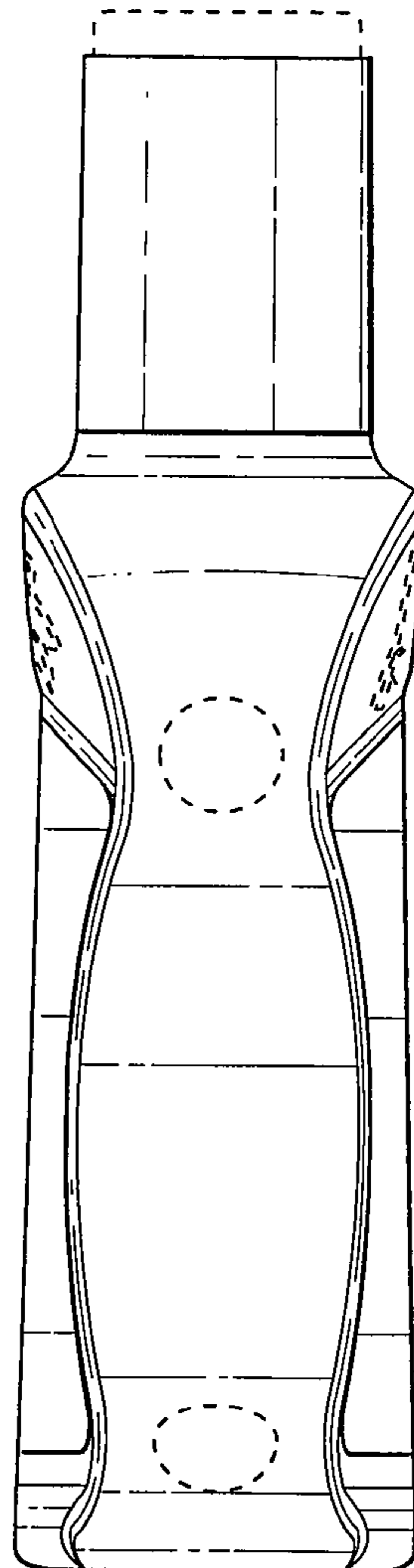


Fig. 4

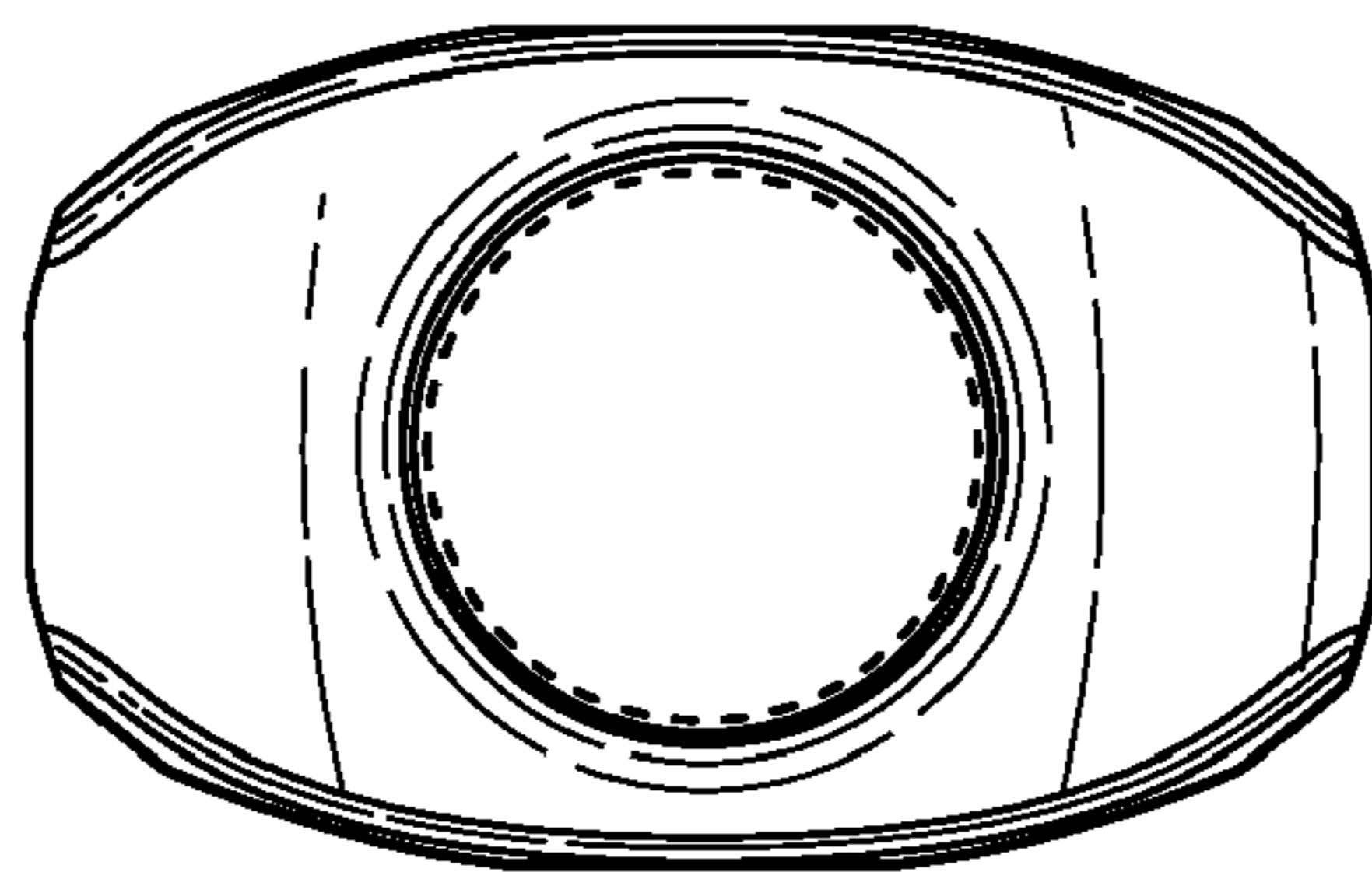


Fig. 5

