



US00D622136S

(12) **United States Design Patent**
Bruce, III

(10) **Patent No.:** **US D622,136 S**

(45) **Date of Patent:** **** Aug. 24, 2010**

(54) **BOLT CAP**

(76) **Inventor:** **Joseph W. Bruce, III**, 2700 Larson La.,
Bakersfield, CA (US) 93304

(**) **Term:** **14 Years**

(21) **Appl. No.:** **29/316,057**

(22) **Filed:** **Aug. 18, 2009**

(51) **LOC (9) Cl.** **08-08**

(52) **U.S. Cl.** **D8/382**

(58) **Field of Classification Search** D8/382,
D8/397, 349, 499; D11/226; 411/429, 373,
411/404, 431, 432, 372.5

See application file for complete search history.

(56) **References Cited**

U.S. PATENT DOCUMENTS

4,041,833	A *	8/1977	Wagner	411/372.6
4,362,429	A *	12/1982	Puccio et al.	404/68
4,890,967	A *	1/1990	Rosenbaum	411/377
5,431,518	A *	7/1995	Young et al.	411/429
5,553,984	A *	9/1996	Smith	411/429
D383,378	S *	9/1997	Schrader et al.	D8/382
D398,837	S *	9/1998	Spence	D8/397
5,806,275	A *	9/1998	Giannuzzi et al.	52/704
6,135,691	A *	10/2000	Nadarajah et al.	411/431
6,273,658	B1 *	8/2001	Patterson et al.	411/431

6,808,350	B1 *	10/2004	Tooman et al.	411/431
7,296,382	B2 *	11/2007	Sack	52/125.5
D568,729	S *	5/2008	Gary	D8/382
D579,761	S *	11/2008	Tooman	D8/356
D581,778	S *	12/2008	Lesesky	D8/397
D609,999	S *	2/2010	Andersson	D8/399
2010/0080667	A1 *	4/2010	Reed	411/373

* cited by examiner

Primary Examiner—Holly H Baynham

Assistant Examiner—Sheryl Lane

(74) *Attorney, Agent, or Firm*—James M. Duncan, Esq.;
Klein, DeNatale, et al.

(57) **CLAIM**

The ornamental design for a bolt cap, as shown and described.

DESCRIPTION

FIG. 1 is a right side view of a bolt cap, the left side being a mirror image thereof, showing my new design;

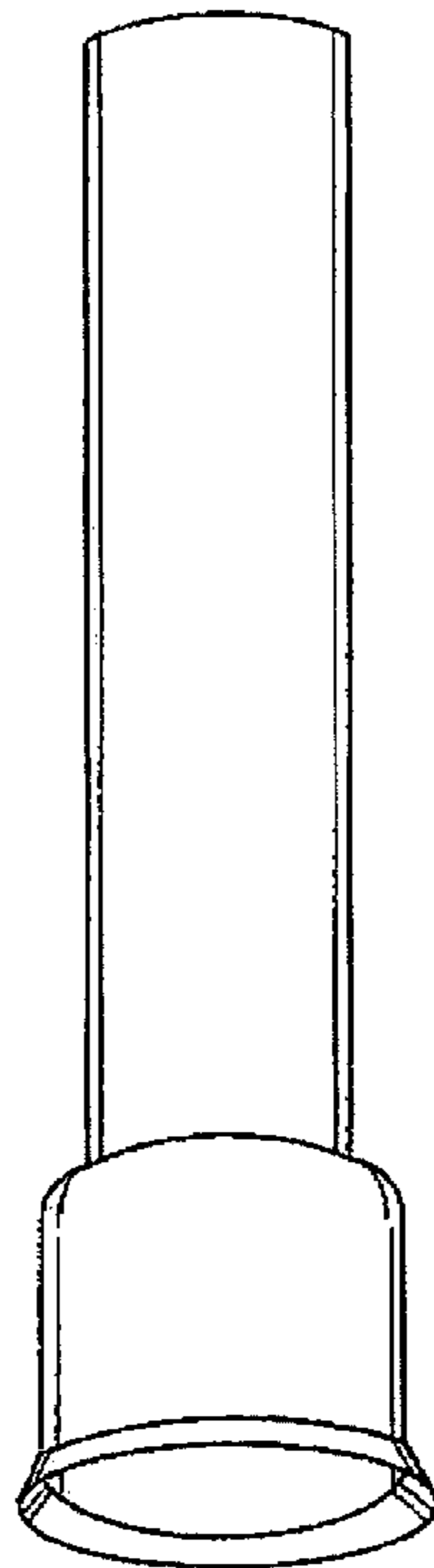
FIG. 2 is a perspective view thereof;

FIG. 3 is a top a view thereof;

FIG. 4 is a bottom view thereof; and,

FIG. 5 is a cross-sectional view thereof, taken essentially along the lines 5—5 of FIG. 1.

1 Claim, 1 Drawing Sheet



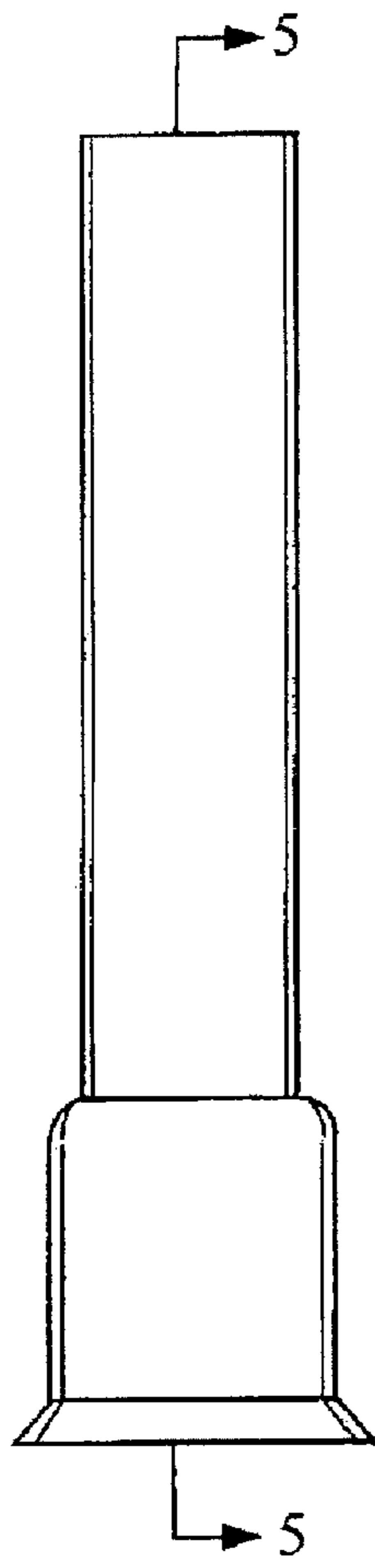


Fig. 1

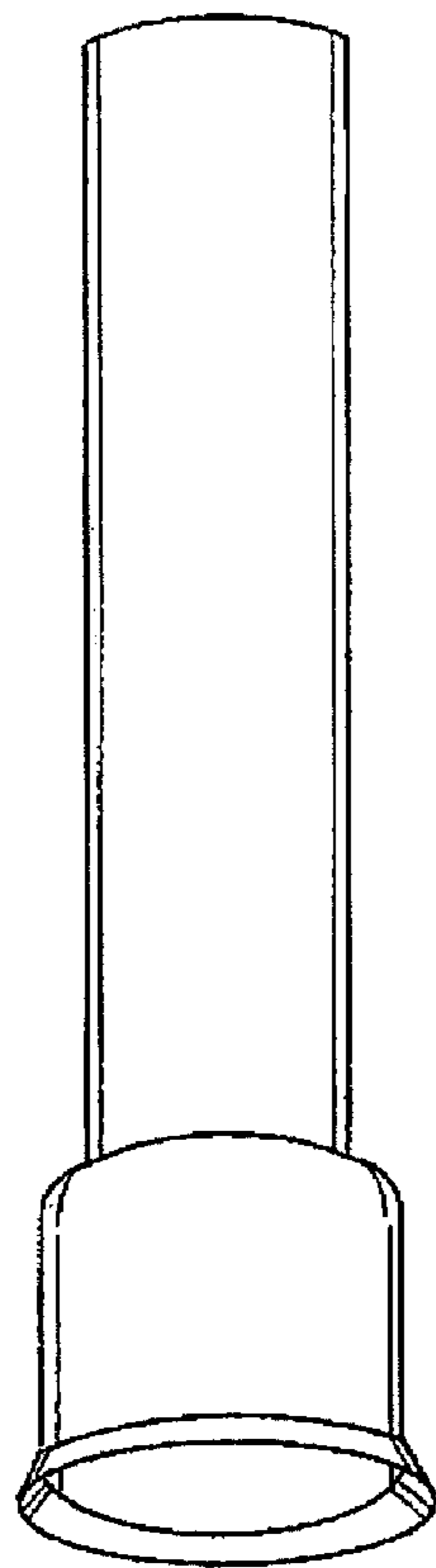


Fig. 2

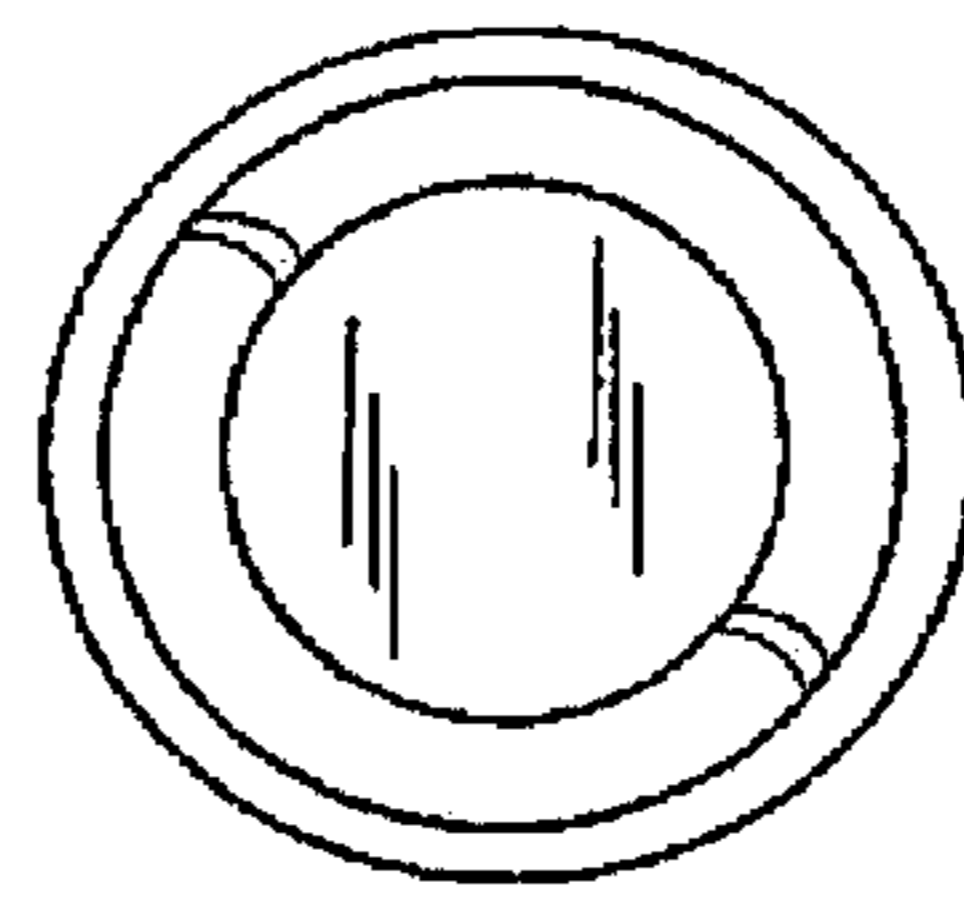


Fig. 3

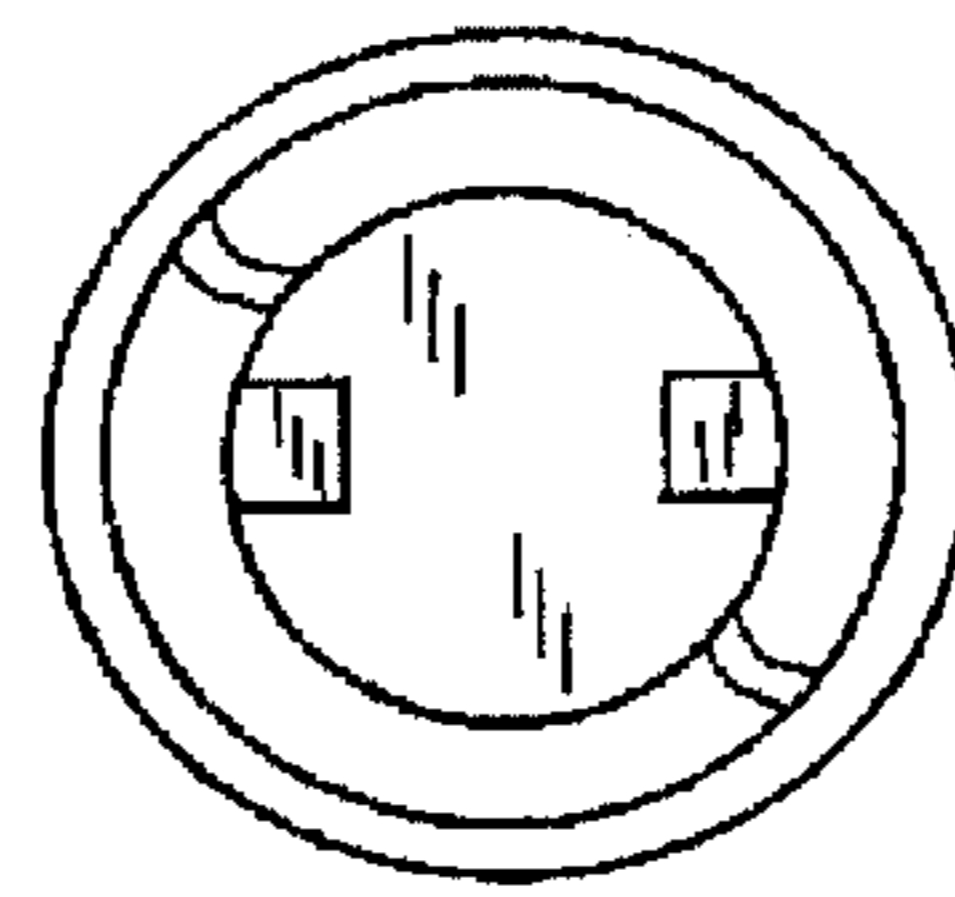


Fig. 4

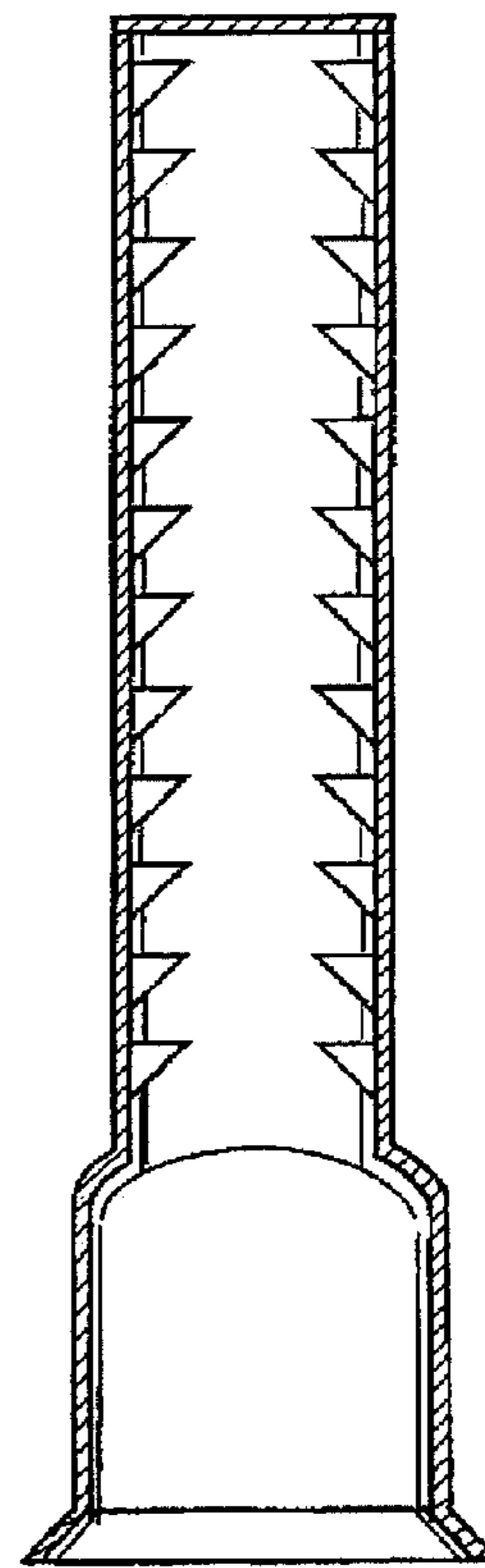


Fig. 5