



US00D622122S

(12) **United States Design Patent**
Branby

(10) **Patent No.:** **US D622,122 S**
(45) **Date of Patent:** **** Aug. 24, 2010**

(54) **HATCHET**

(75) Inventor: **Gabriel Branby**, Bergsjö (SE)

(73) Assignee: **Gränsfors Bruks AB**, Bergsjö (SE)

(**) Term: **14 Years**

(21) Appl. No.: **29/342,568**

(22) Filed: **Aug. 27, 2009**

(51) **LOC (9) Cl.** **08-02**

(52) **U.S. Cl.** **D8/76**

(58) **Field of Classification Search** D8/75-81;
7/145; 81/22; 30/308.1

See application file for complete search history.

(56) **References Cited**

U.S. PATENT DOCUMENTS

D20,814 S *	6/1891	Didero	D8/76
1,821,855 A *	9/1931	Sivera	30/308.1
1,840,525 A *	1/1932	Phelps	7/145
D117,803 S *	11/1939	Vaughan	D8/76
D140,329 S *	2/1945	Stoddard	D8/76
D209,381 S *	11/1967	Reuterfors	D8/76
D241,409 S *	9/1976	Lopezich	D8/6
D243,314 S *	2/1977	Hedvall	D8/76
D262,186 S *	12/1981	Royce	D8/79
D378,656 S *	4/1997	Maine	D8/78

6,311,582 B1 *	11/2001	Chow	81/22
6,338,290 B1 *	1/2002	Lin	81/22
D521,843 S *	5/2006	Hung	D8/78

FOREIGN PATENT DOCUMENTS

EP 998380-0001 9/2008

* cited by examiner

Primary Examiner—Philip S Hyder
Assistant Examiner—Roselyne Cody

(74) *Attorney, Agent, or Firm*—Dilworth & Barrese LLP

(57) **CLAIM**

The ornamental design for a hatchet, as shown and described.

DESCRIPTION

FIG. 1 is a right side elevational view of the hatchet showing my new design;

FIG. 2 is a front right perspective view from above of the hatchet of FIG. 1;

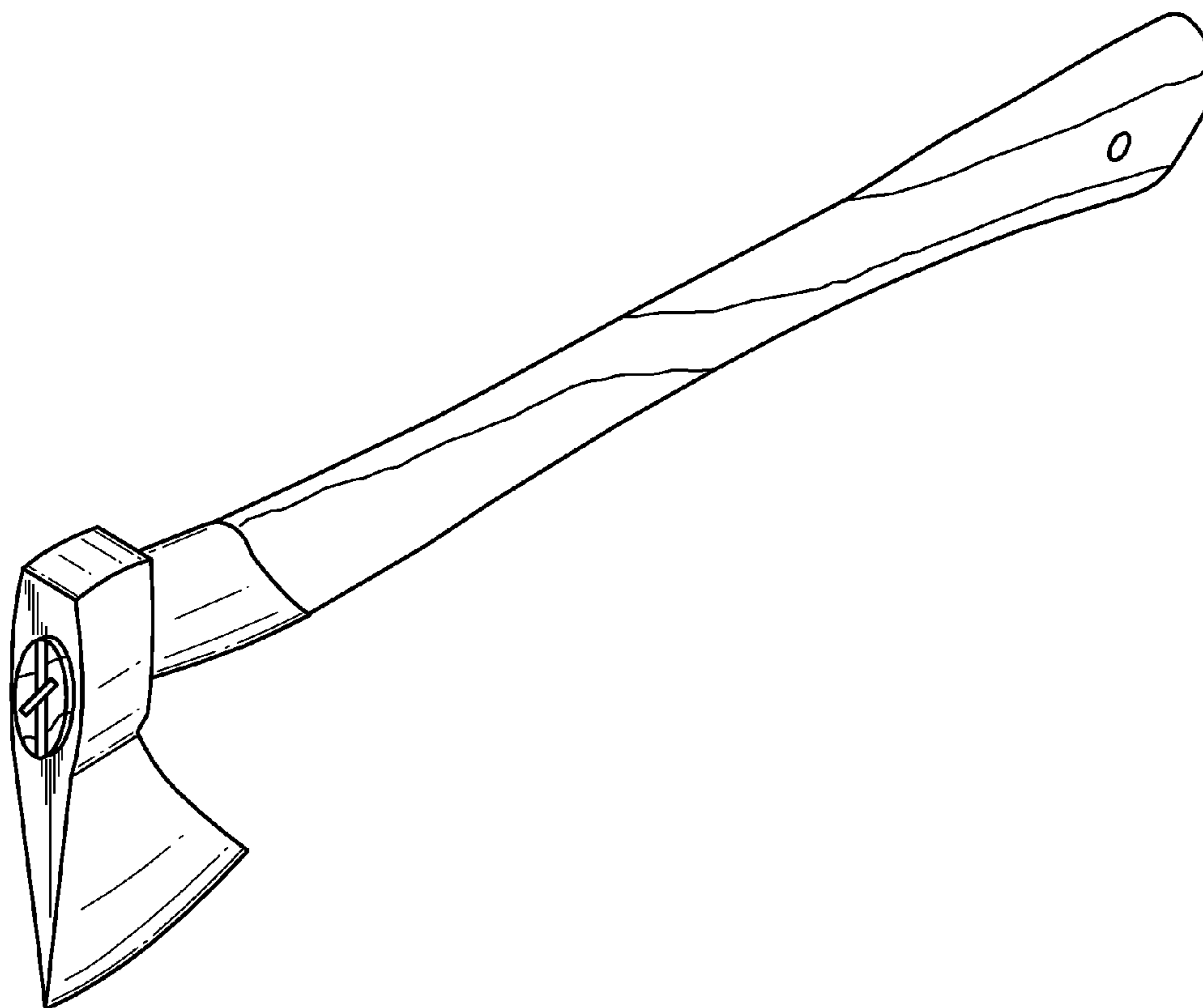
FIG. 3 is a rear right perspective view from below of the hatchet of FIGS. 1 and 2;

FIG. 4 is a top plan view of the hatchet of FIGS. 1-3;

FIG. 5 is a bottom plan view of the hatchet of FIGS. 1-4; and,

FIG. 6 is a left side elevational view of the hatchet of FIGS. 1-5.

1 Claim, 2 Drawing Sheets



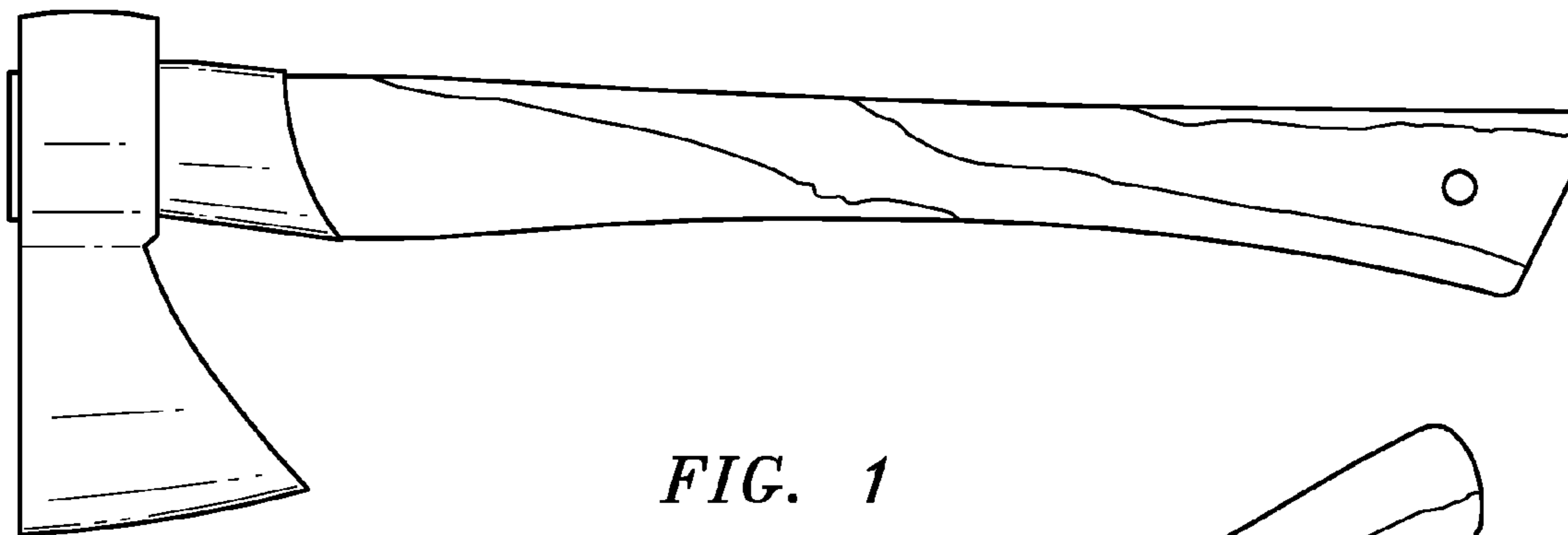


FIG. 1

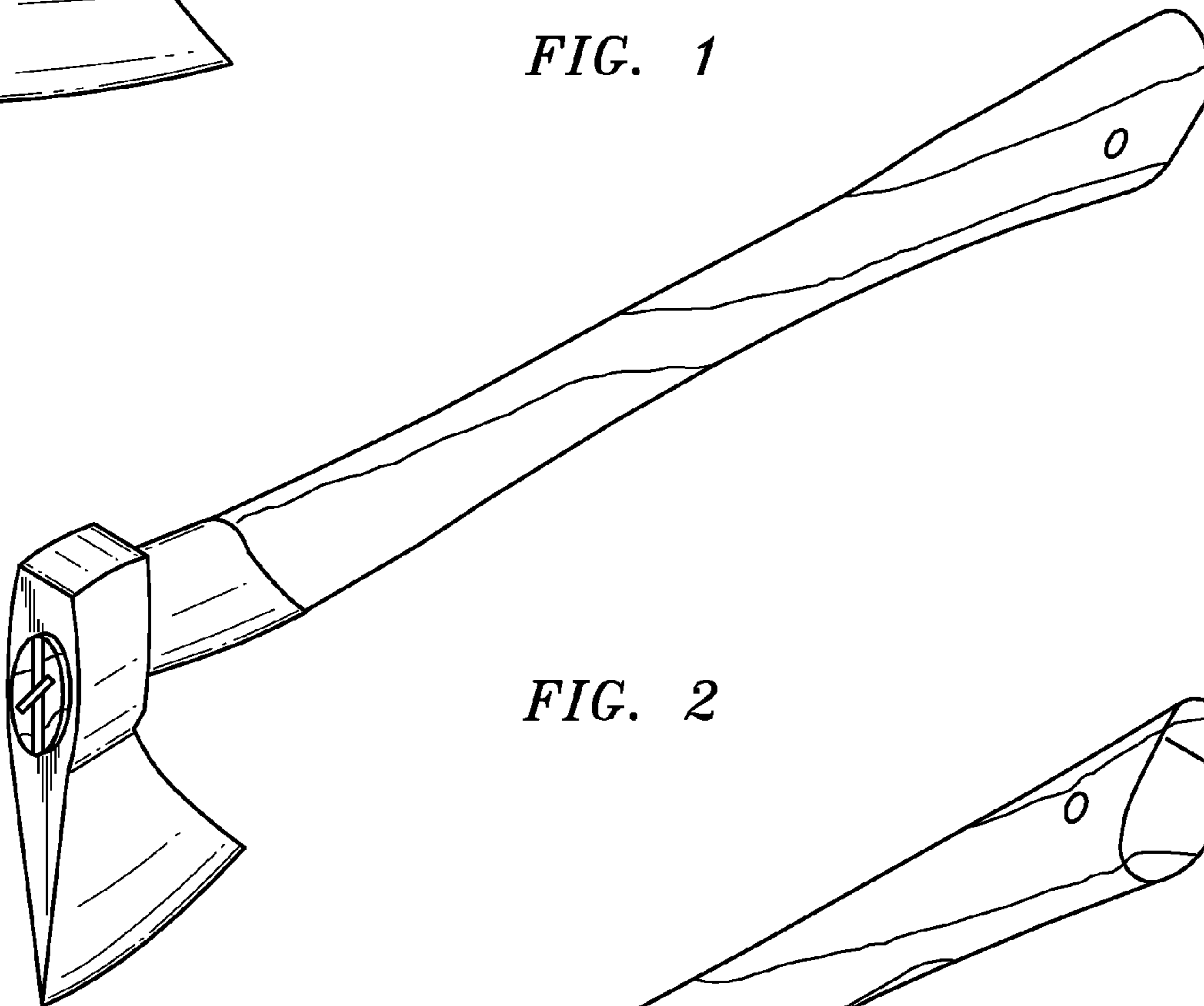


FIG. 2

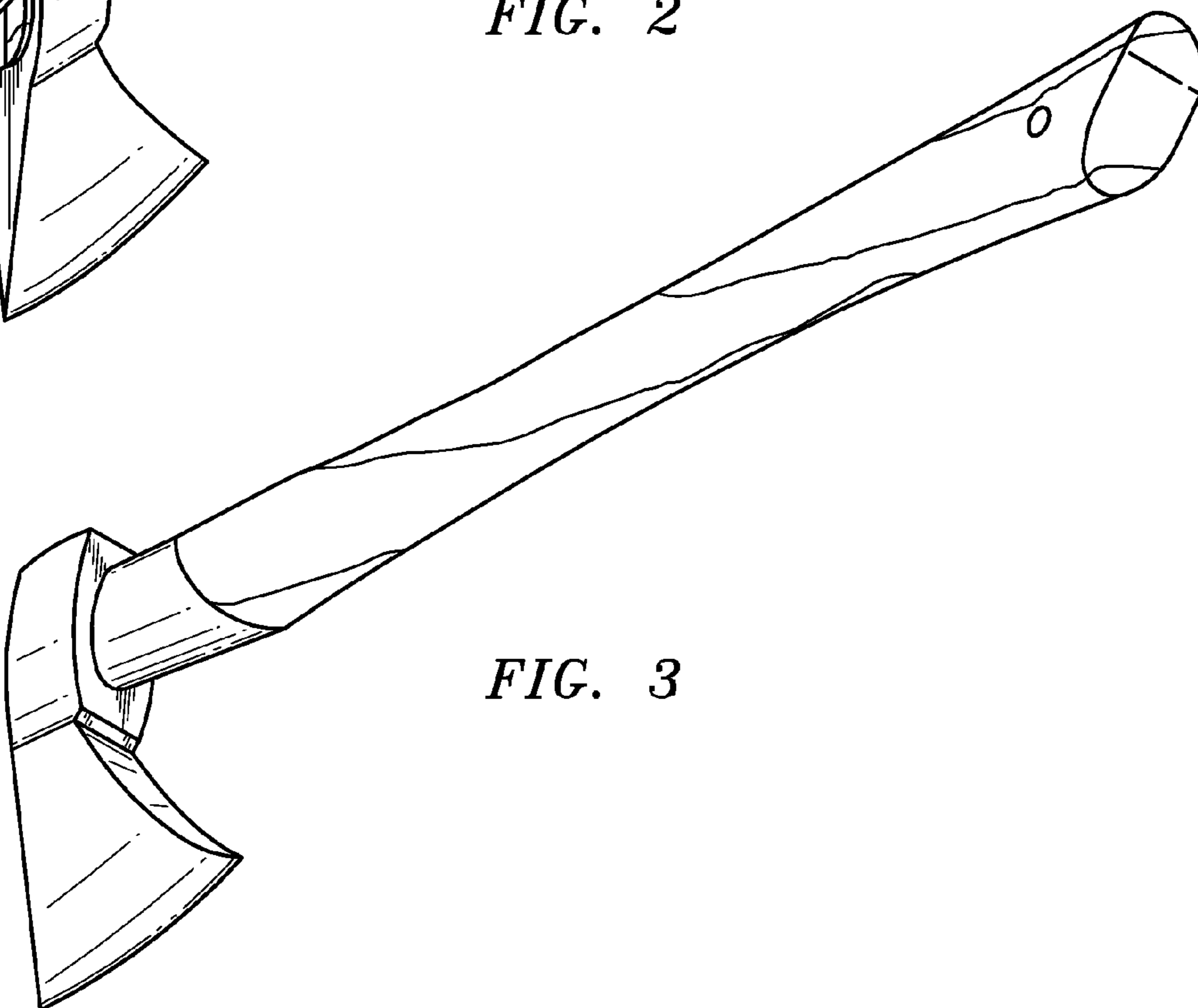


FIG. 3

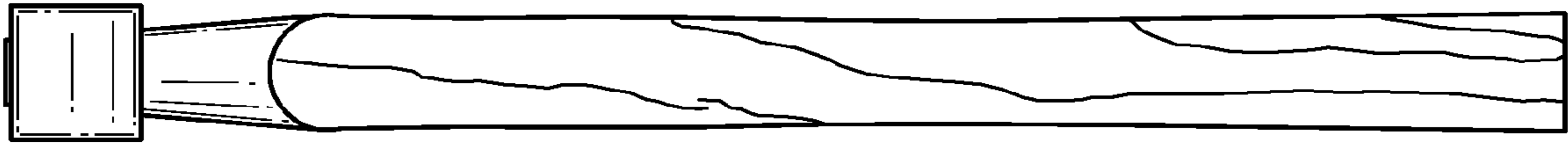


FIG. 4

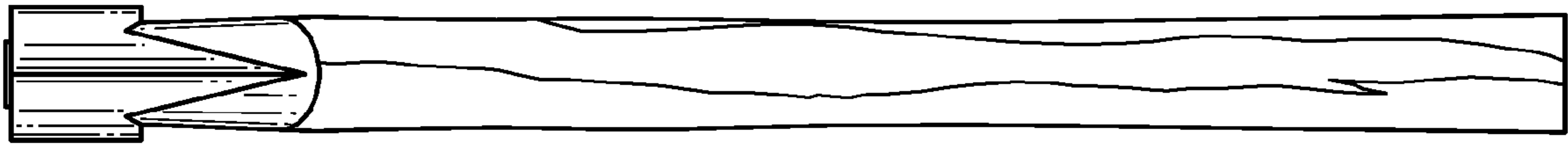


FIG. 5

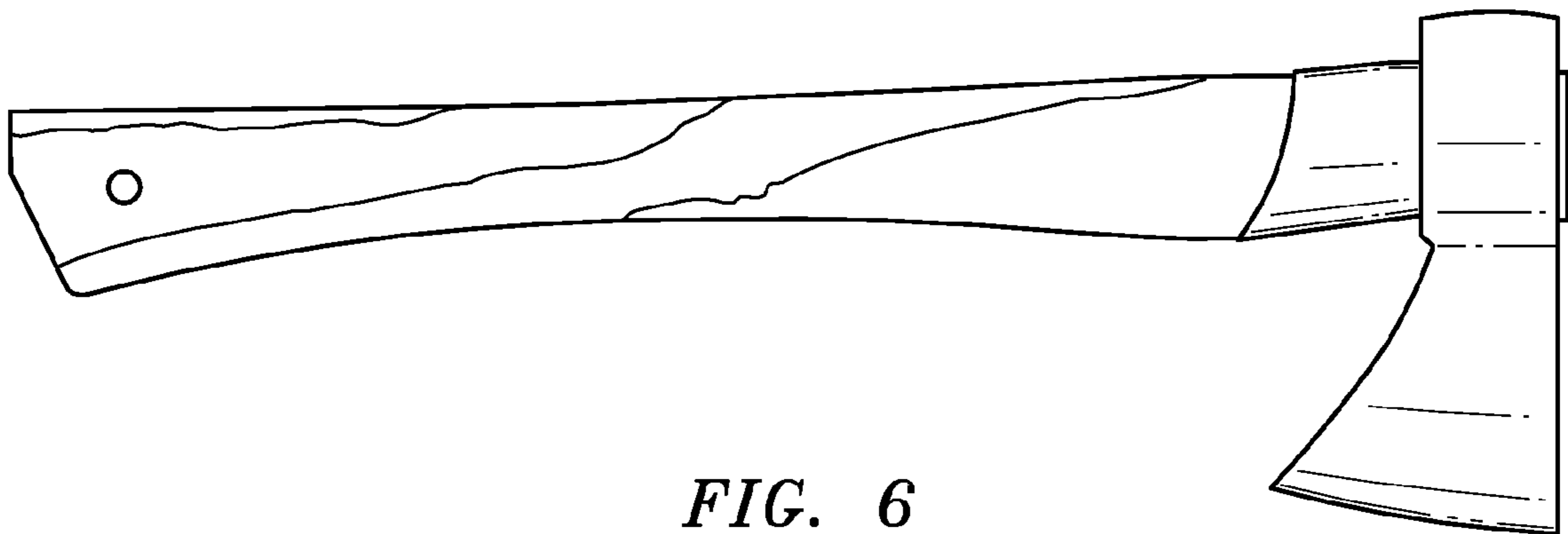


FIG. 6