



US00D622120S

(12) **United States Design Patent**
Brutscher et al.

(10) **Patent No.:** **US D622,120 S**

(45) **Date of Patent:** **** Aug. 24, 2010**

(54) **CIRCULAR SAW BLADE**
(75) Inventors: **David Brutscher**, Louisville, KY (US);
John Wells, Eminence, KY (US); **Bao**
Hua Mao, SuZhou (CN)

(73) Assignee: **Black & Decker Inc.**, Newark, DE (US)

(**) Term: **14 Years**

(21) Appl. No.: **29/342,548**

(22) Filed: **Aug. 27, 2009**

(51) **LOC (9) Cl.** **08-03**

(52) **U.S. Cl.** **D8/70**

(58) **Field of Classification Search** D8/16,
D8/19, 20, 64, 66, 70, 90-99; D15/127,
D15/133, 138, 139; D22/117, 118; D24/146,
D24/147; 7/118, 148; 30/142, 144, 165,
30/166.3, 272.1, 314, 320, 346, 346.5, 346.55,
30/346.56, 346.6, 349, 351, 355, 357; 83/676,
83/835, 837-850

See application file for complete search history.

(56) **References Cited**

U.S. PATENT DOCUMENTS

D380,660 S * 7/1997 Gakhar et al. D8/70
D382,786 S 8/1997 Achterberg et al.
D382,787 S * 8/1997 Gakhar et al. D8/70
D383,368 S 9/1997 Achterberg et al.
D388,318 S * 12/1997 Achterberg et al. D8/499

5,758,561 A 6/1998 Curtsinger et al.
5,896,800 A 4/1999 Curtsinger et al.
D417,598 S * 12/1999 Dibbern et al. D8/70
D421,566 S * 3/2000 Achterberg D8/499
6,065,370 A 5/2000 Curtsinger et al.
D465,984 S * 11/2002 Harada et al. D8/70
6,875,081 B2 * 4/2005 Hoffman 451/32
6,910,575 B2 * 6/2005 Curtsinger et al. 206/349
D587,979 S * 3/2009 Jeiziner et al. D8/70
2008/0264231 A1 * 10/2008 Coe et al. 83/835

* cited by examiner

Primary Examiner—Garth Rademaker

(74) *Attorney, Agent, or Firm*—Scott B. Markow

(57) **CLAIM**

The ornamental design for a circular saw blade, as shown and described.

DESCRIPTION

FIG. 1 is a perspective view of a circular saw blade.

FIG. 2 is a front view thereof.

FIG. 3 is a rear view thereof.

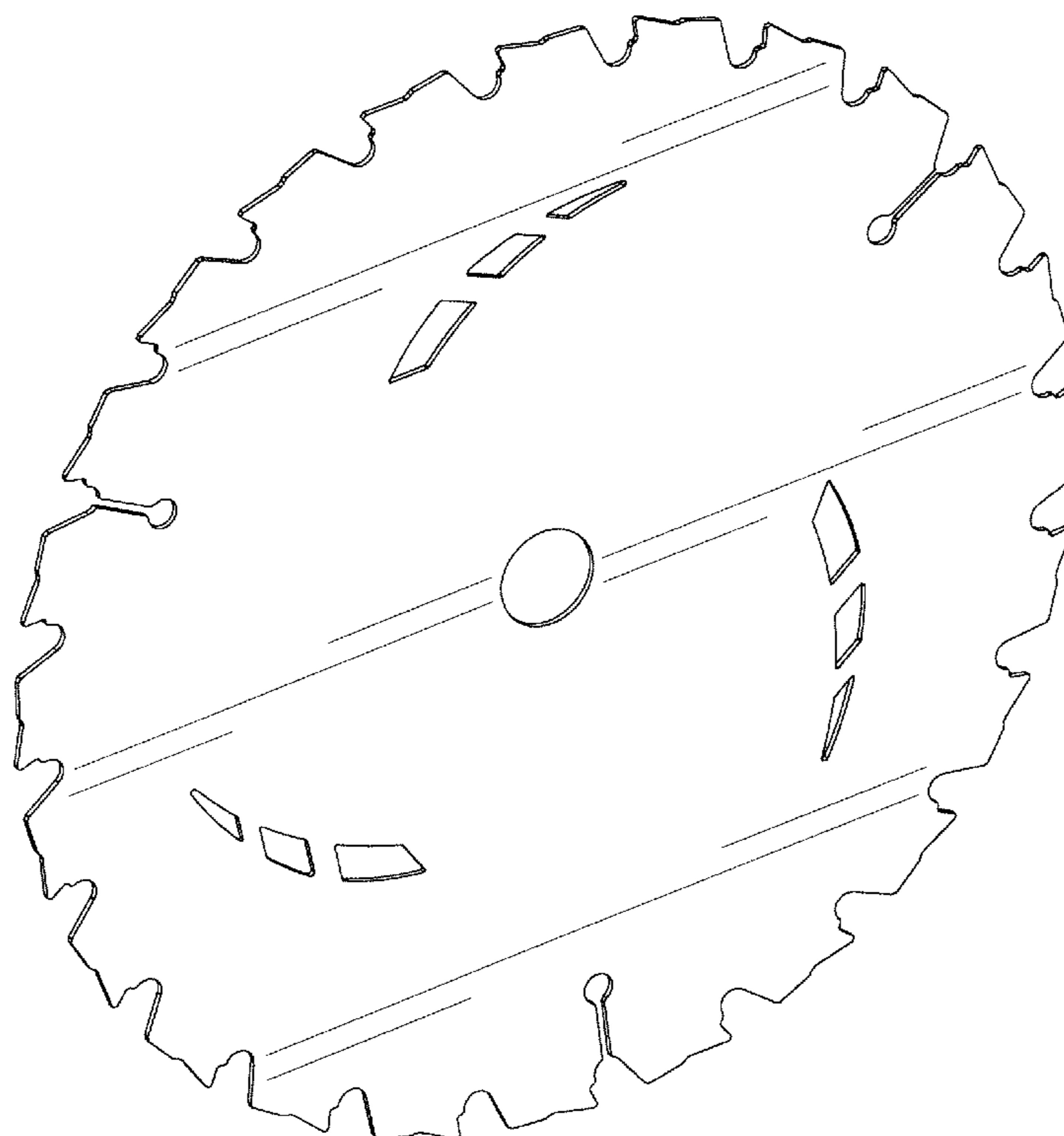
FIG. 4 is a left side view thereof.

FIG. 5 is a right side view thereof.

FIG. 6 is a top side view thereof; and,

FIG. 7 is a bottom side view thereof.

1 Claim, 5 Drawing Sheets



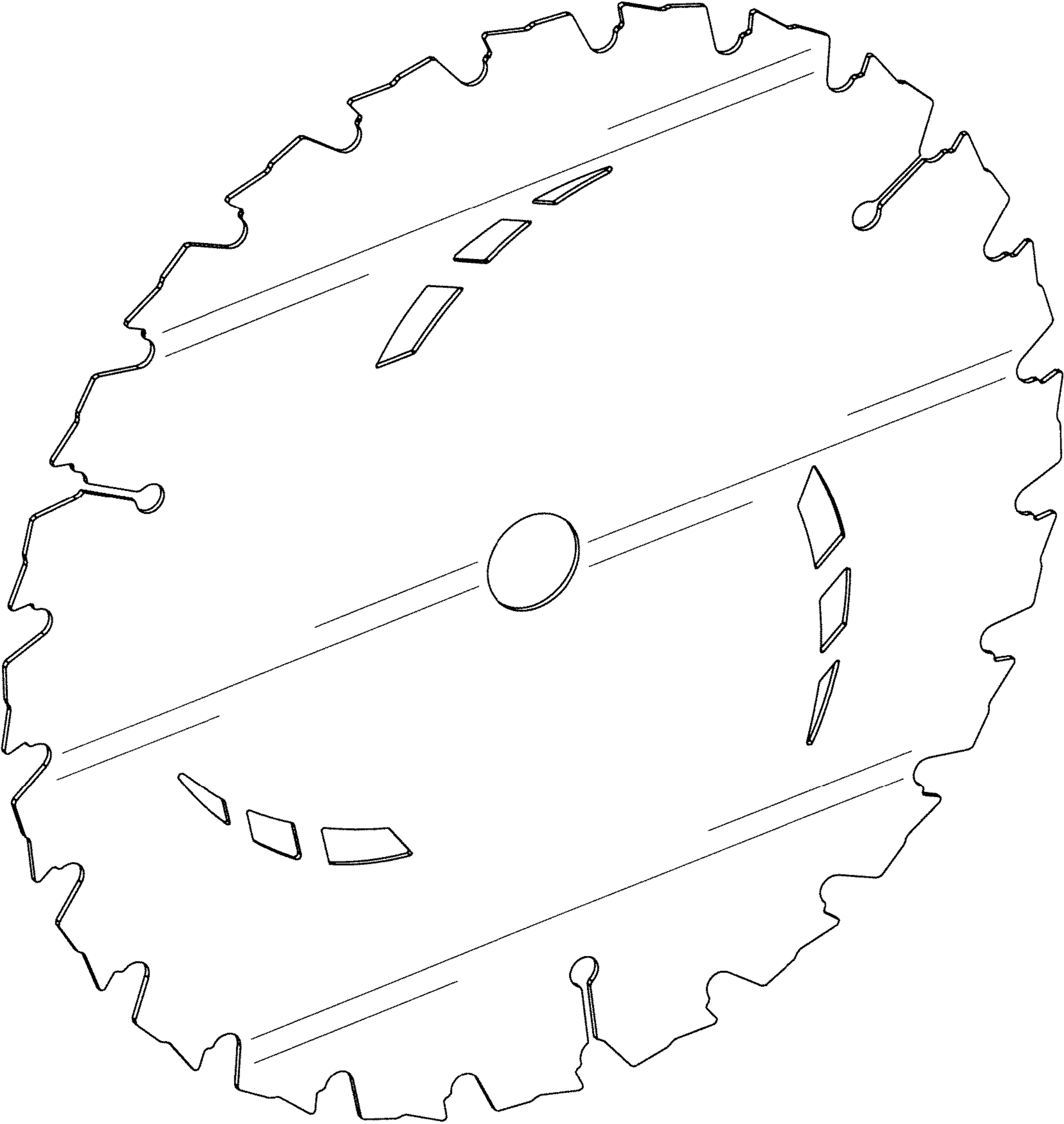


FIG. 1

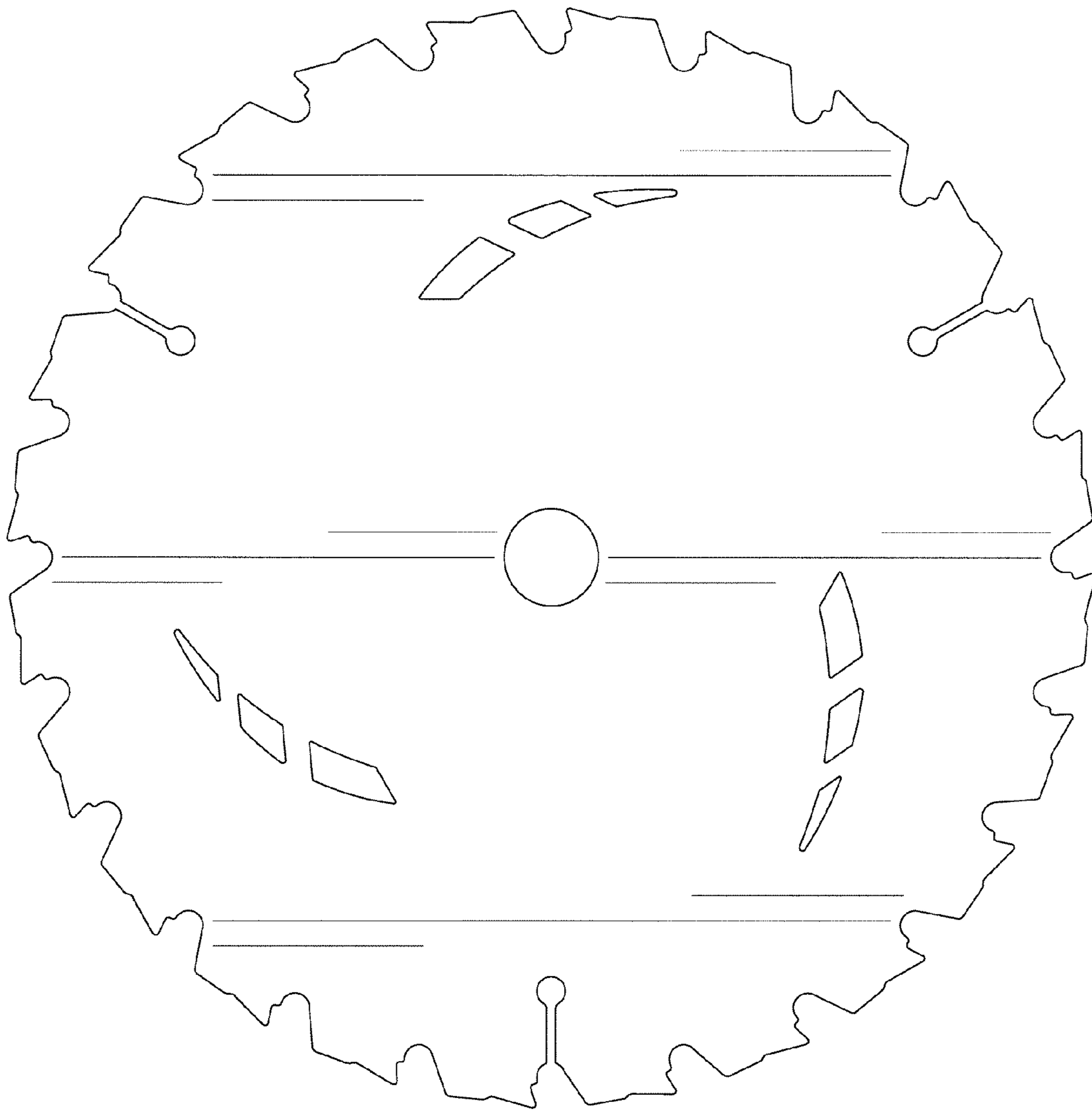


FIG. 2




FIG. 3



FIG. 4



FIG. 5




FIG. 6



FIG. 7