



US00D622113S

(12) **United States Design Patent**
Boies

(10) **Patent No.:** **US D622,113 S**
(45) **Date of Patent:** **** Aug. 24, 2010**

(54) **GARDEN SPADE**

(75) Inventor: **David Boies**, Levis (CA)

(73) Assignee: **Garant GP**, Saint-François (CA)

(**) Term: **14 Years**

(21) Appl. No.: **29/322,003**

(22) Filed: **Jul. 28, 2008**

(30) **Foreign Application Priority Data**

Feb. 13, 2008 (CA) 124582

(51) **LOC (9) Cl.** **08-01**

(52) **U.S. Cl.** **D8/10**

(58) **Field of Classification Search** D8/10;
249/49, 54.5, 57; 56/400.1

See application file for complete search history.

(56) **References Cited**

U.S. PATENT DOCUMENTS

1,898,590 A * 2/1933 Milligan 294/49

D197,375 S * 1/1964 Thomas D8/10

(Continued)

Primary Examiner—Holly H Baynham

Assistant Examiner—Sheryl Lane

(74) *Attorney, Agent, or Firm*—Goudreau Gage Dubuc;
Gwendoline Bruneau

(57) **CLAIM**

The ornamental design for a garden spade, as shown and described.

DESCRIPTION

FIG. 1 is a first perspective view of a garden spade according to a first variant;

FIG. 2 is a front view of the garden spade according to the first variant;

FIG. 3 is back view of the garden spade according to the first variant;

FIG. 4 is a top view of the garden spade according to the first variant;

FIG. 5 is a bottom view of the garden spade according to the first variant;

FIG. 6 is a side view of the garden spade according to the first variant;

FIG. 7 is a first perspective view of a garden spade according to a second variant;

FIG. 8 is a front view of the garden spade according to the second variant;

FIG. 9 is back view of the garden spade according to the second variant;

FIG. 10 is a top view of the garden spade according to the second variant;

FIG. 11 is a bottom view of the garden spade according to the second variant;

FIG. 12 is a side view of the garden spade according to the second variant;

FIG. 13 is a first perspective view of a garden spade according to a third variant;

FIG. 14 is a front view of the garden spade according to the third variant;

FIG. 15 is back view of the garden spade according to the third variant;

FIG. 16 is a top view of the garden spade according to the third variant;

FIG. 17 is a bottom view of the garden spade according to the third variant;

FIG. 18 is a side view of the garden spade according to the third variant;

FIG. 19 is a first perspective view of a garden spade according to a fourth variant;

FIG. 20 is a front view of the garden spade according to the fourth variant;

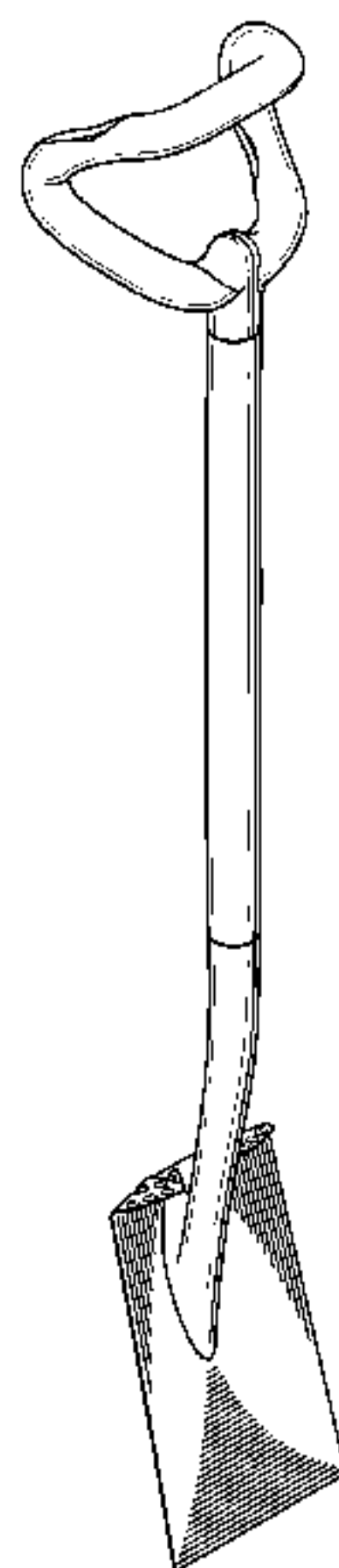
FIG. 21 is back view of the garden spade according to the fourth variant;

FIG. 22 is a top view of the garden spade according to the fourth variant;

FIG. 23 is a bottom view of the garden spade according to the fourth variant; and,

FIG. 24 is a side view of the garden spade according to the fourth variant.

1 Claim, 20 Drawing Sheets



U.S. PATENT DOCUMENTS

3,697,110	A *	10/1972	Portz et al.	294/57	D533,754	S *	12/2006	Fortier	D8/10
3,848,915	A *	11/1974	Wherry	294/49	D548,550	S *	8/2007	Yeh	D8/10
6,145,899	A *	11/2000	Kelemen	294/57	D570,654	S *	6/2008	Baker	D8/10
6,513,846	B2 *	2/2003	McCauley	294/57	D601,866	S *	10/2009	Carroll	D8/10
D527,960	S *	9/2006	Fortier	D8/10	D602,751	S *	10/2009	Boies et al.	D8/10
7,121,599	B2 *	10/2006	Demar et al.	294/60	D604,572	S *	11/2009	Randolph et al.	D8/10

* cited by examiner

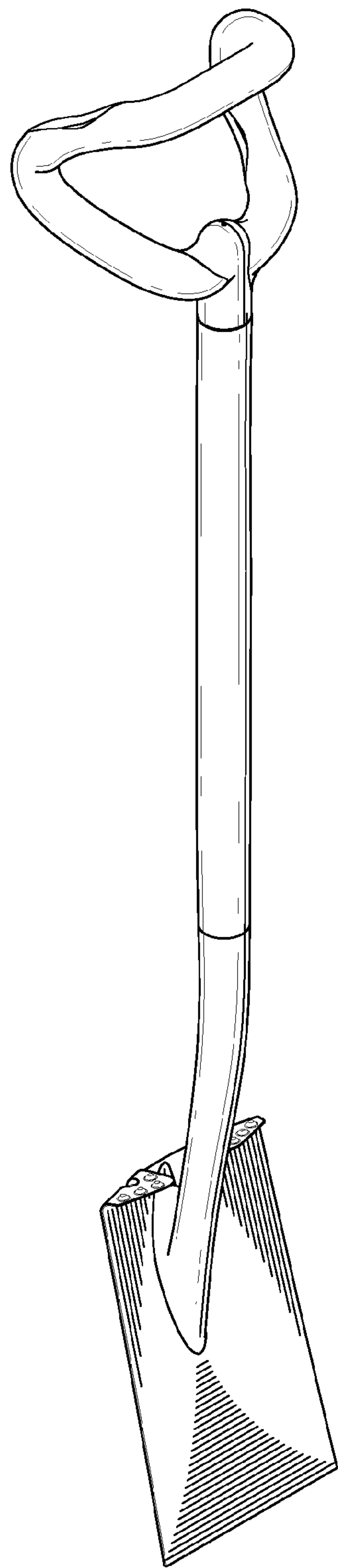


FIG. 1

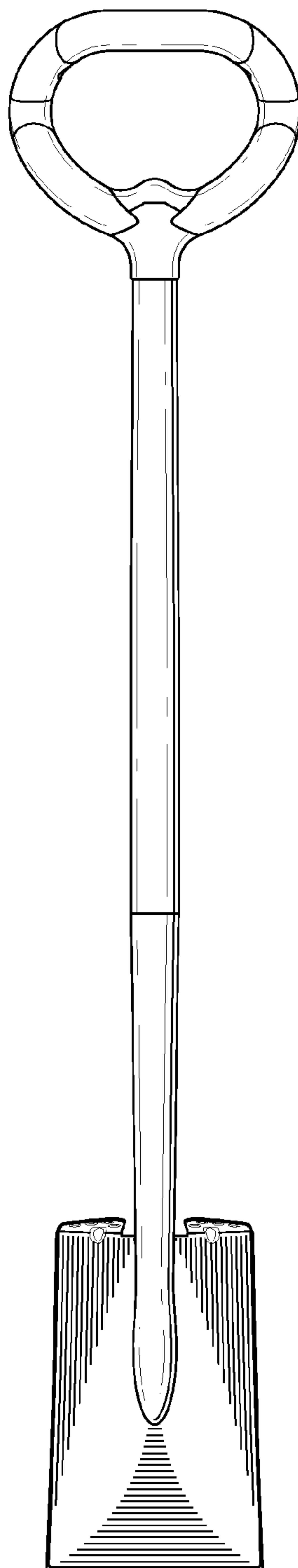


FIG. 2

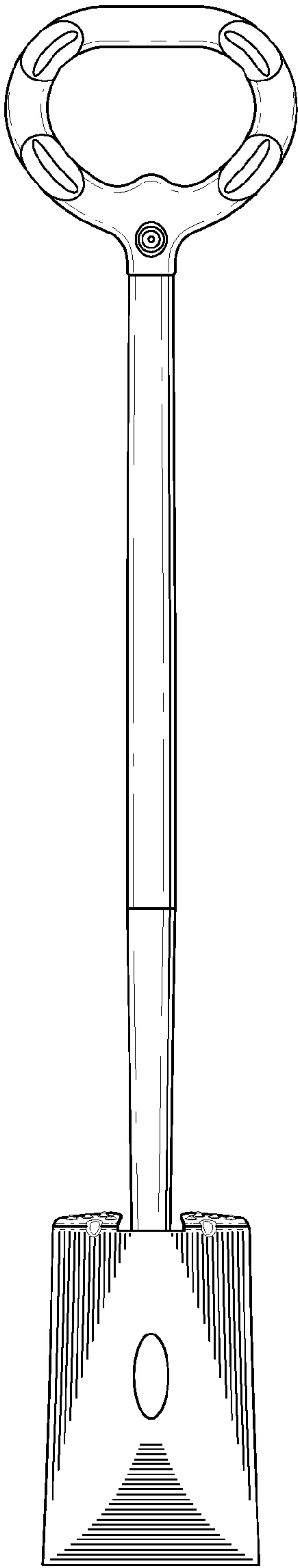


FIG. 3

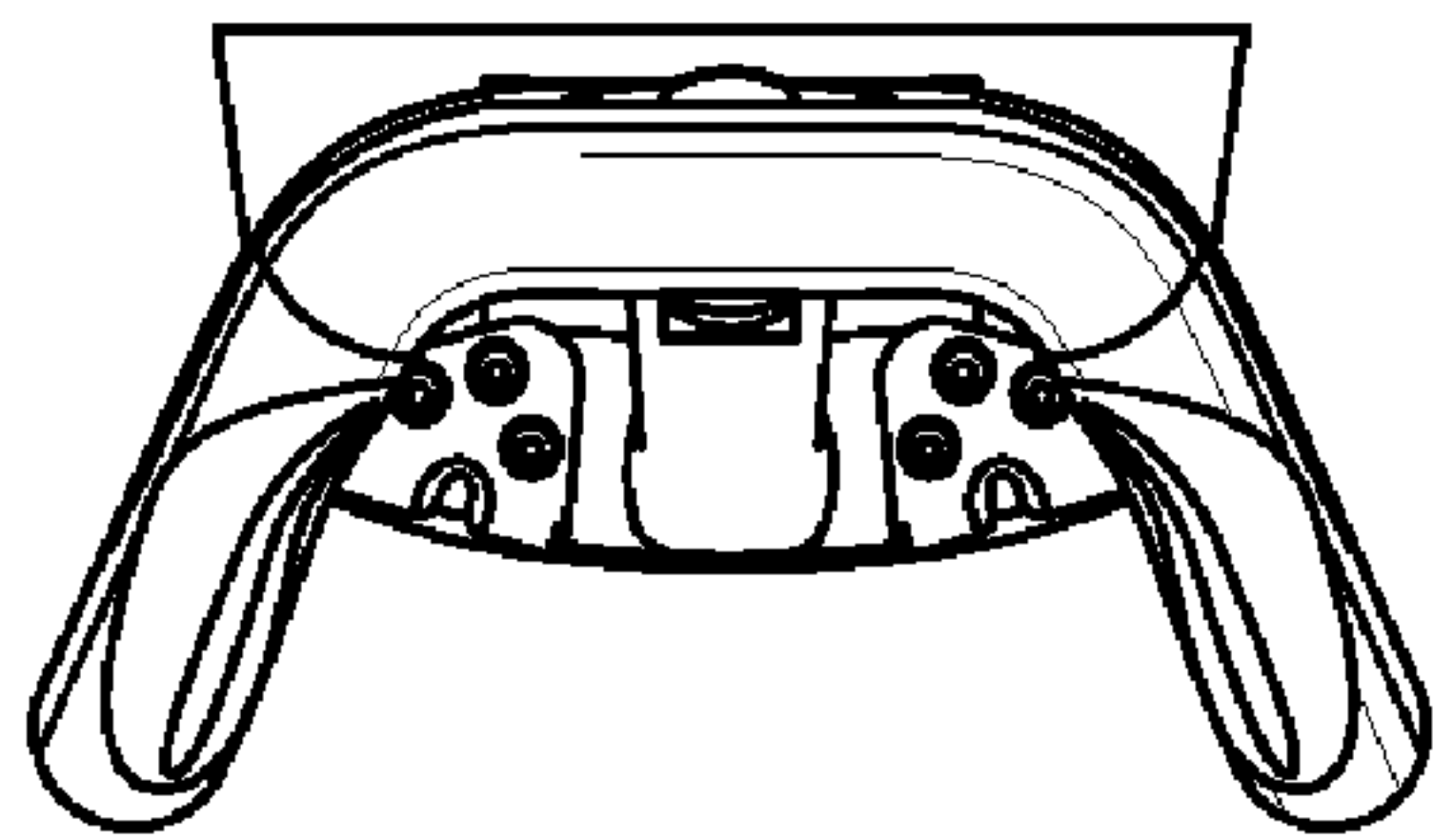


FIG. 4

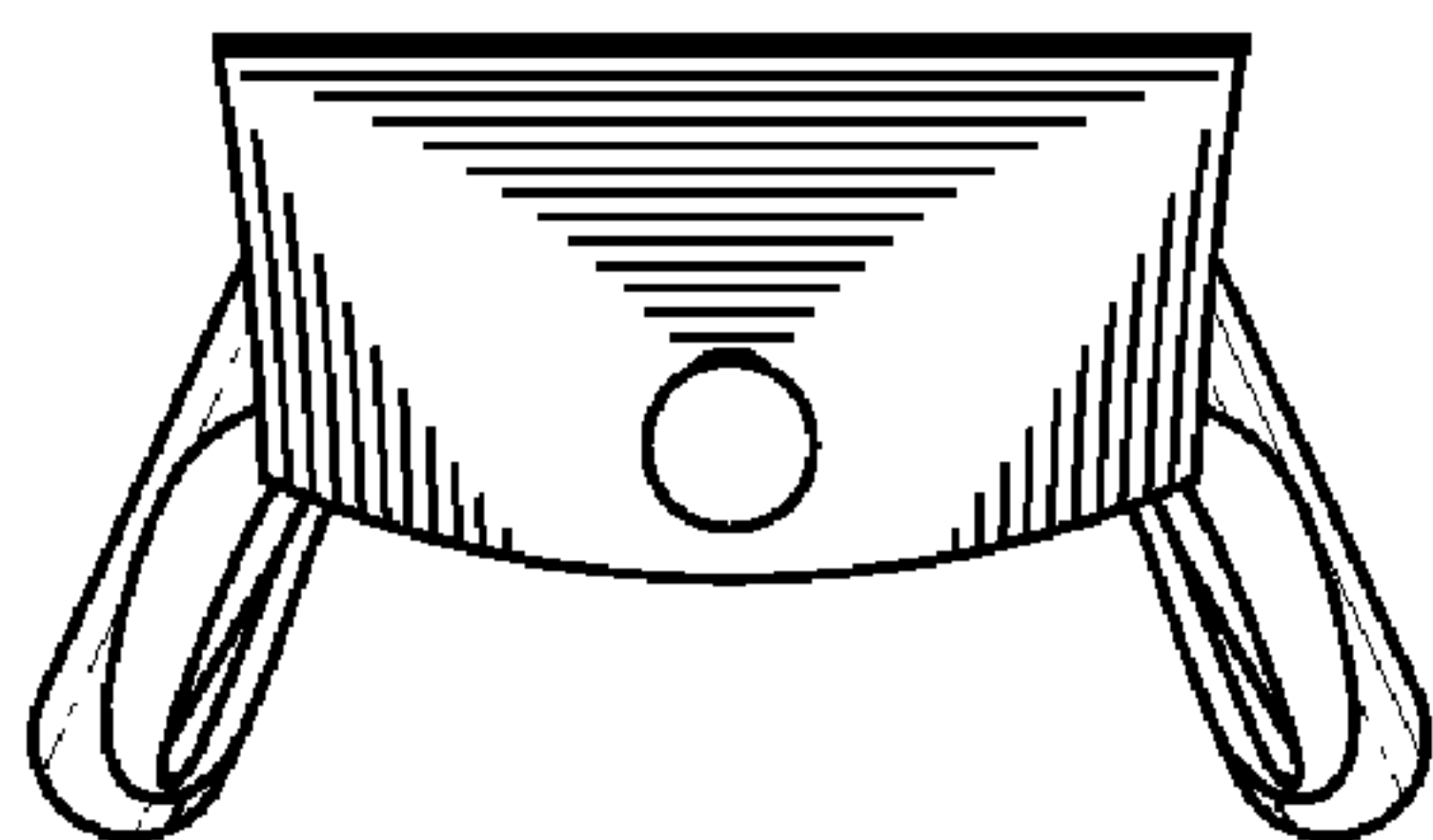


FIG. 5

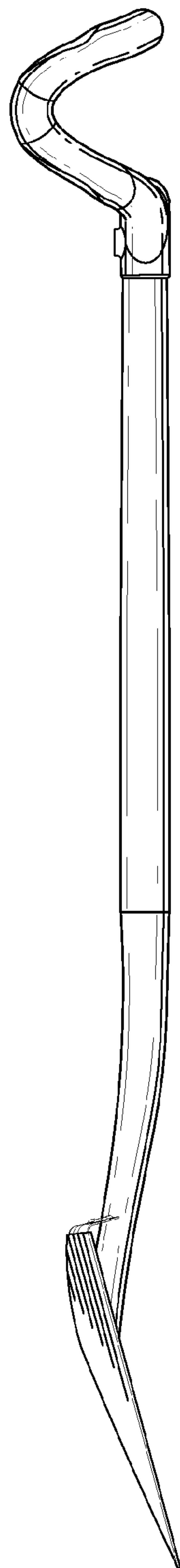


FIG. 6

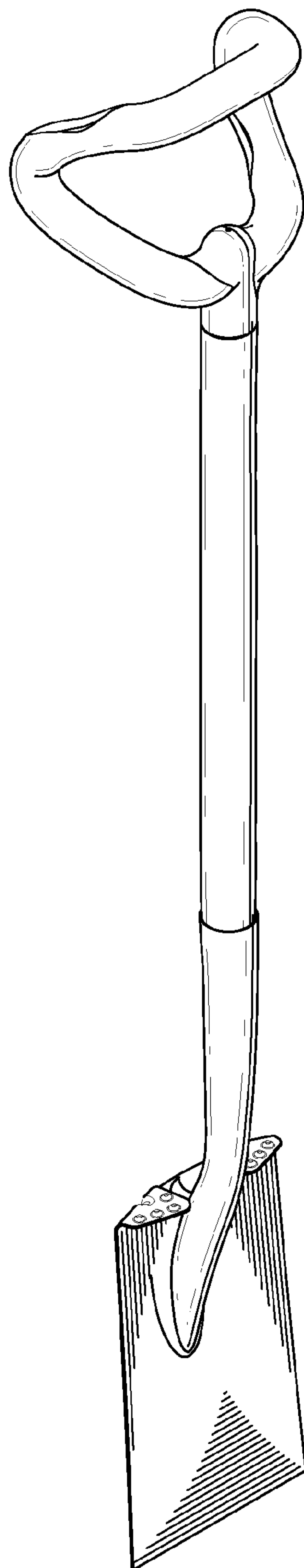


FIG. 7

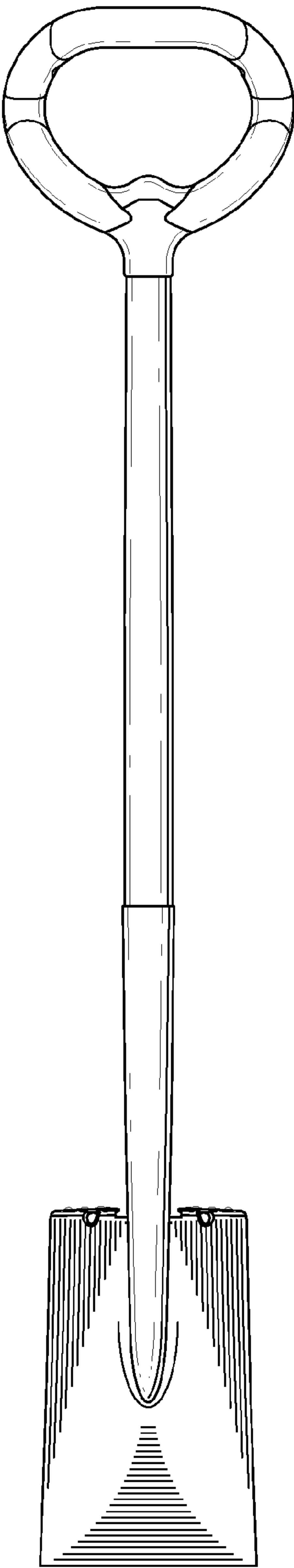


FIG. 8

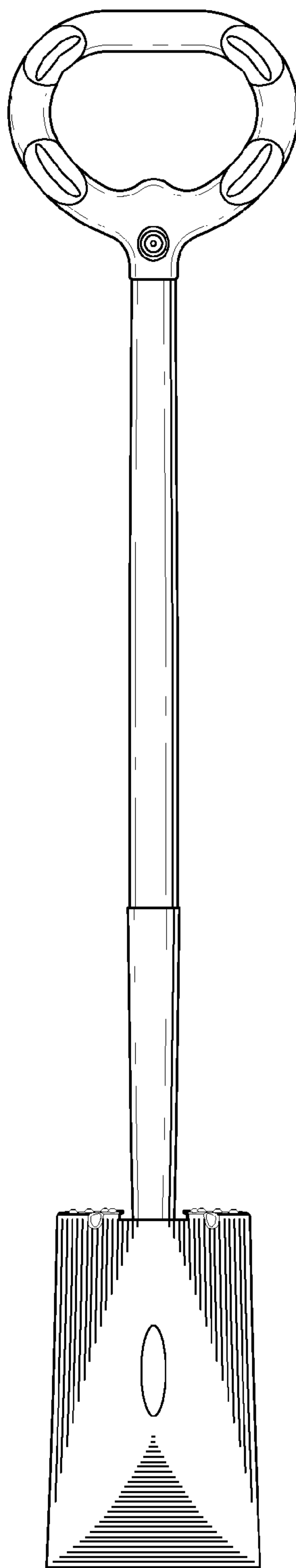


FIG. 9

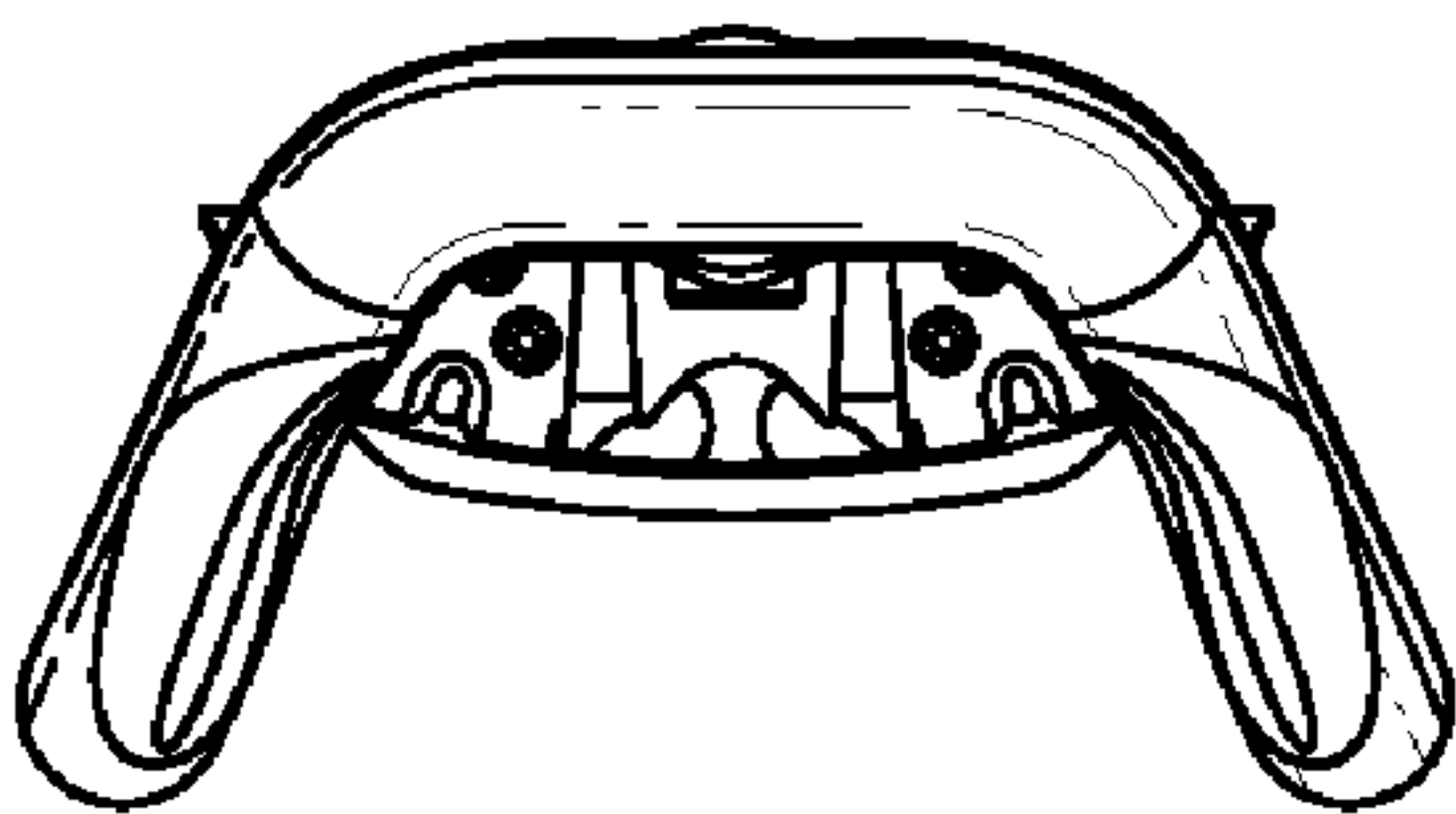


FIG. 10

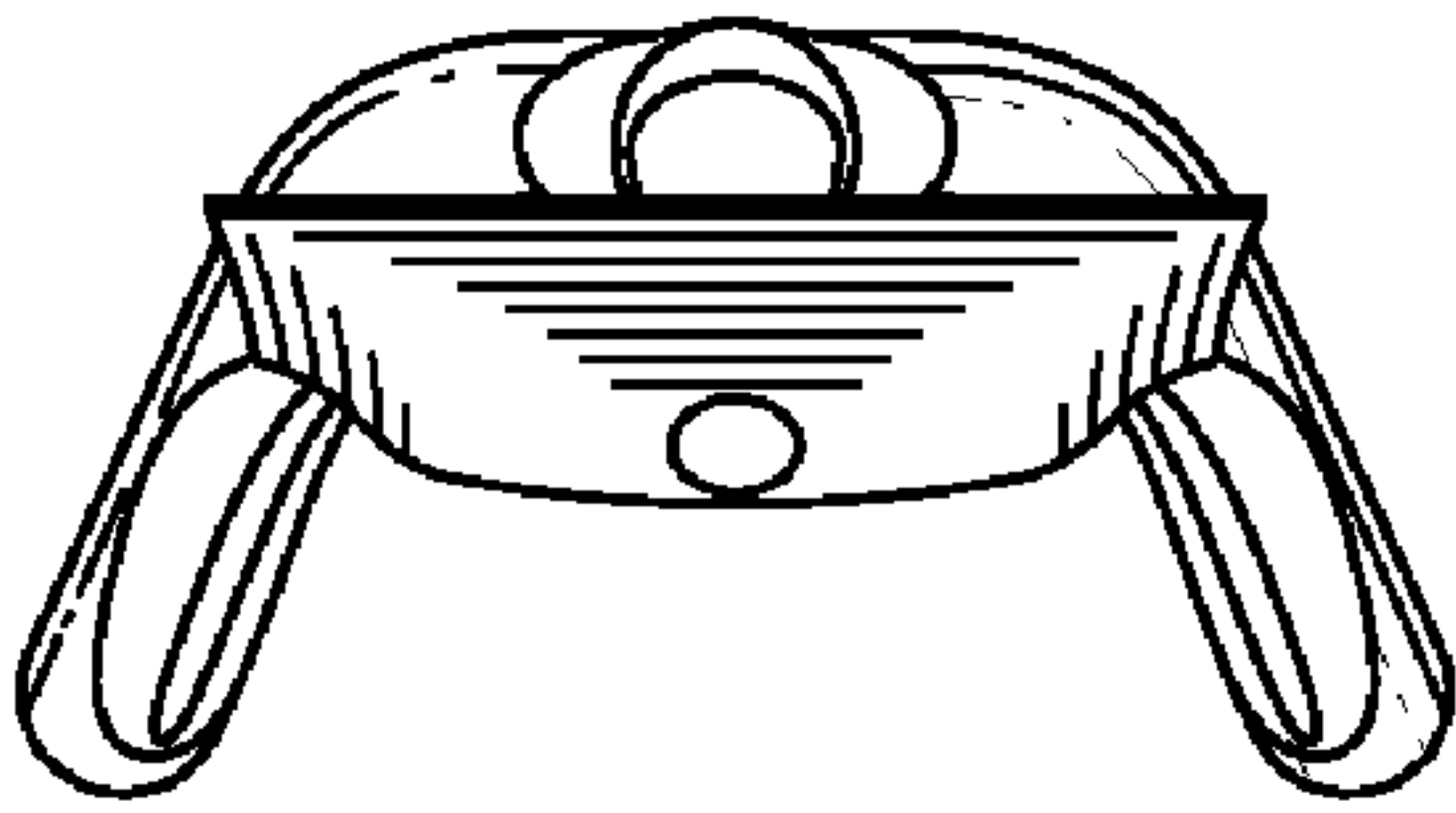


FIG. 11

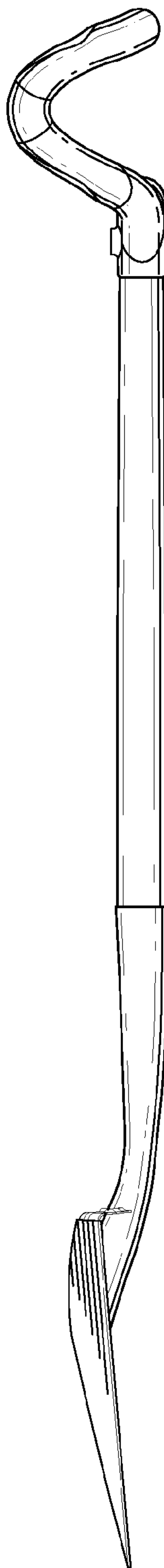


FIG. 12

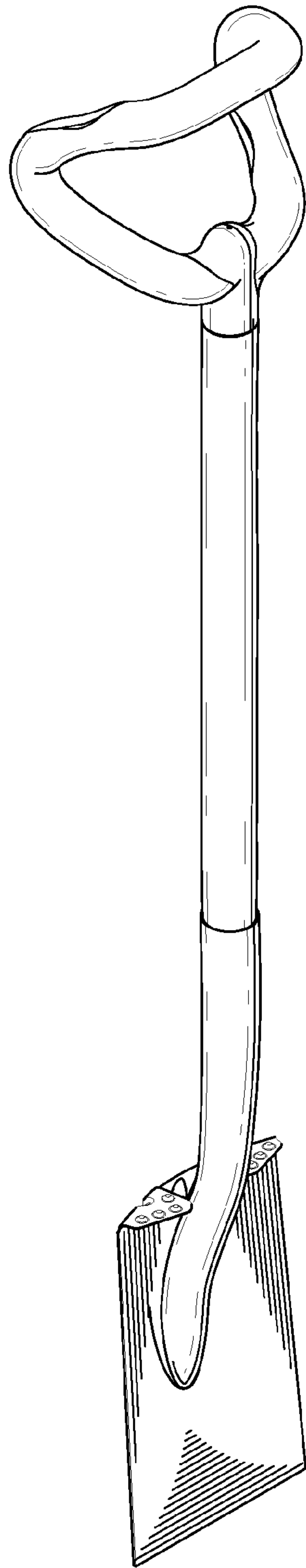


FIG. 13

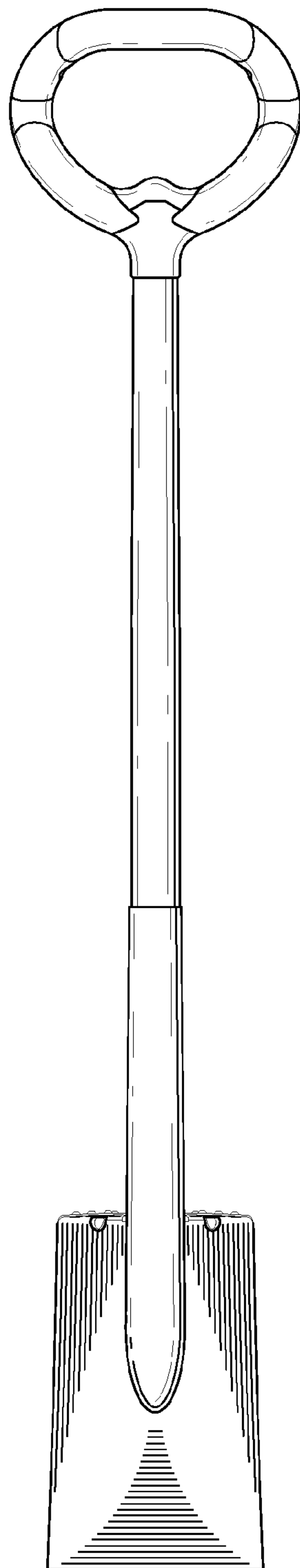


FIG. 14

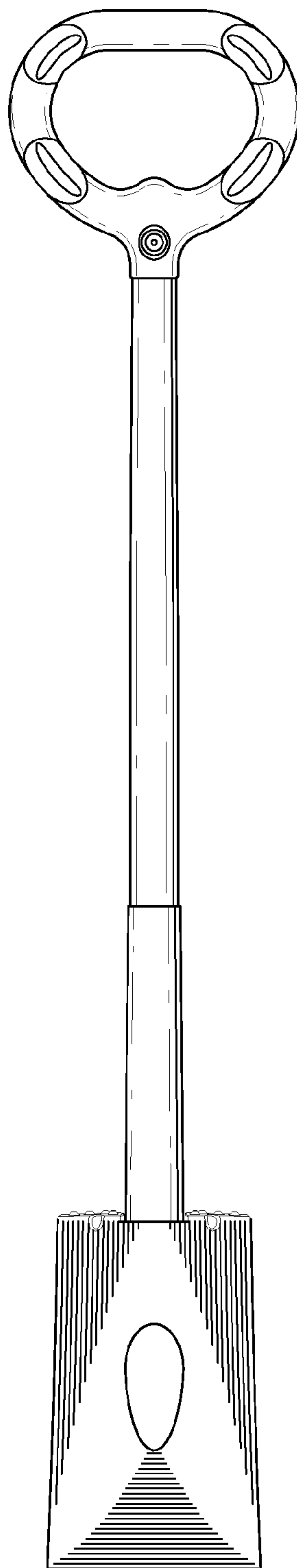


FIG. 15

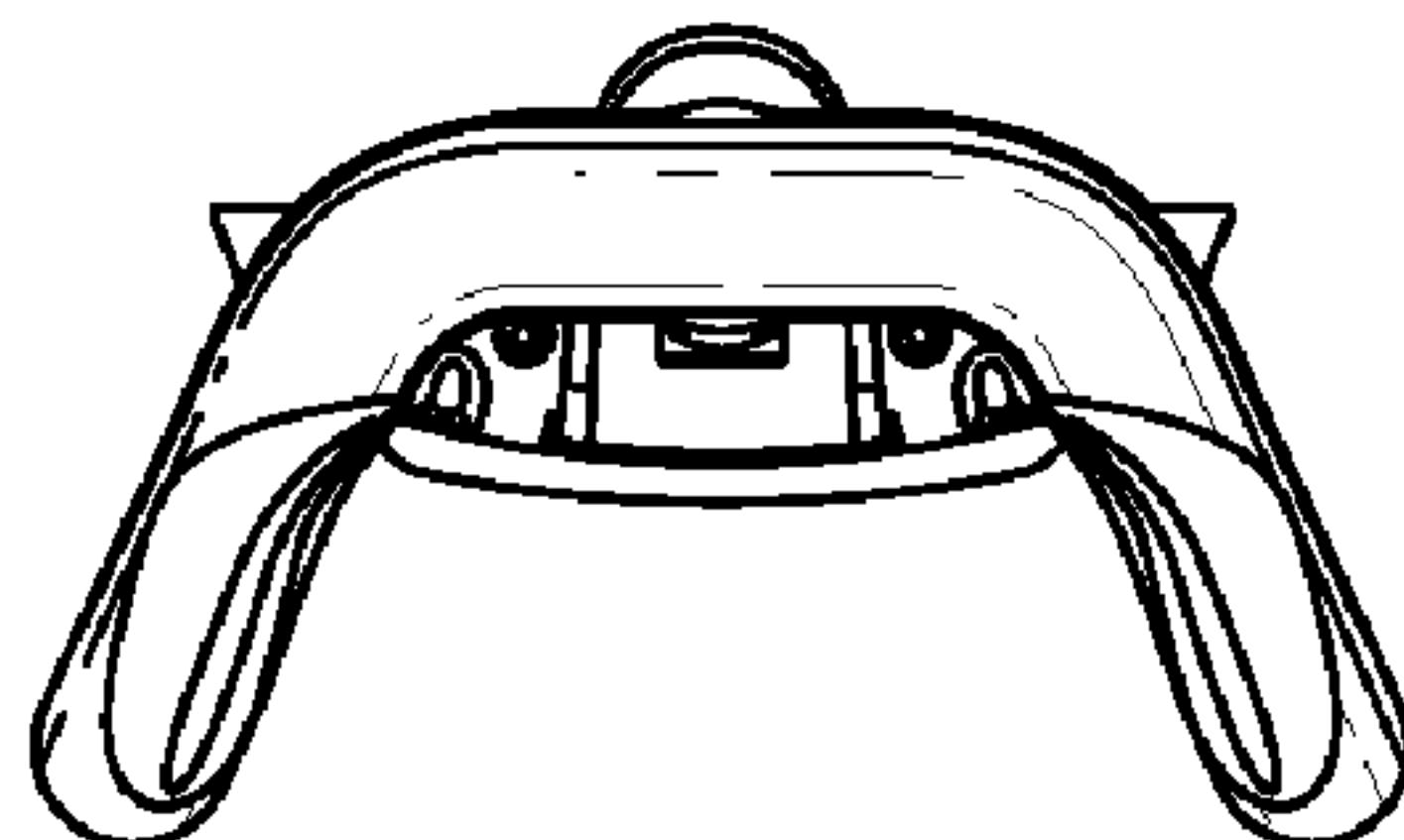


FIG. 16

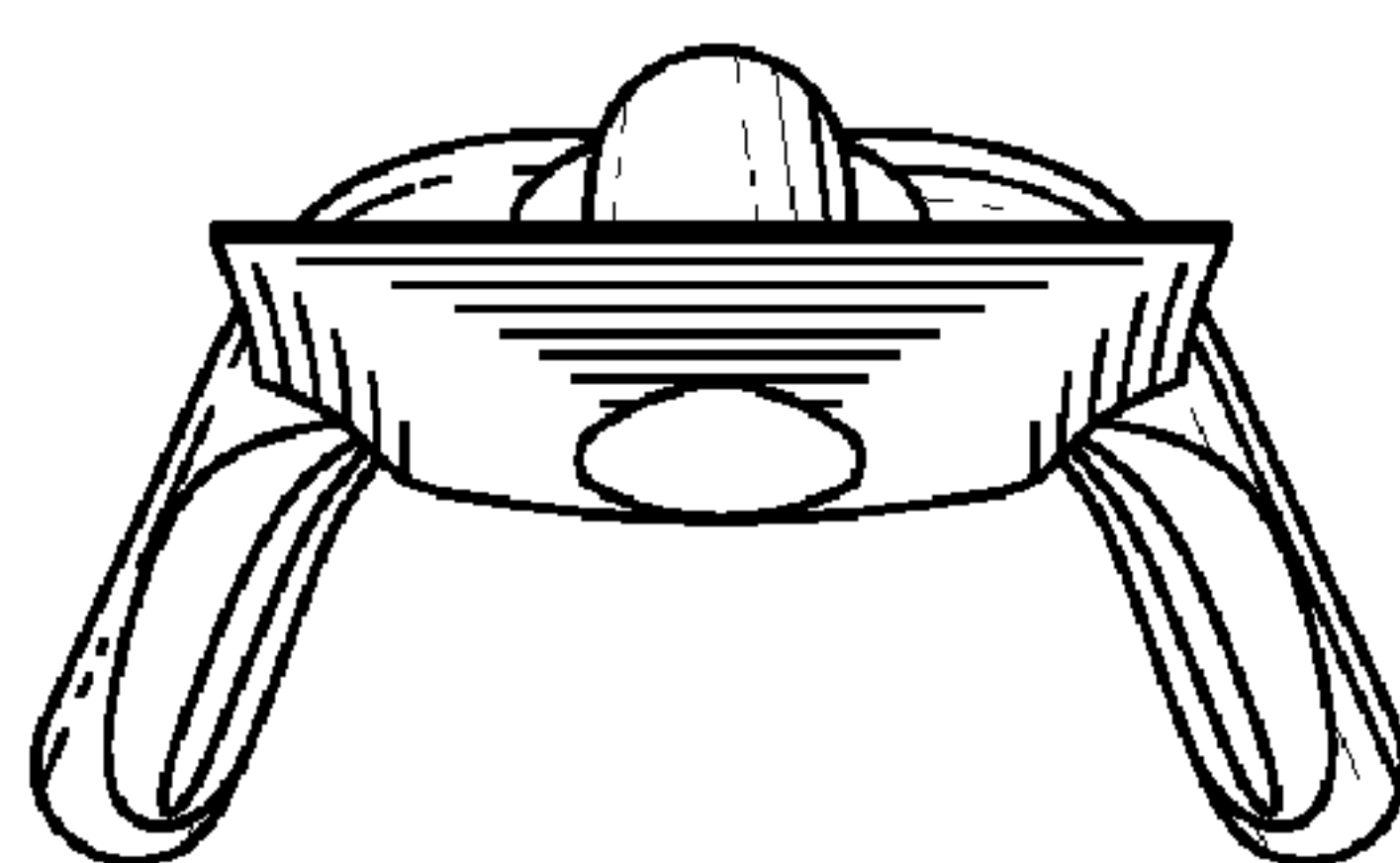


FIG. 17



FIG. 18

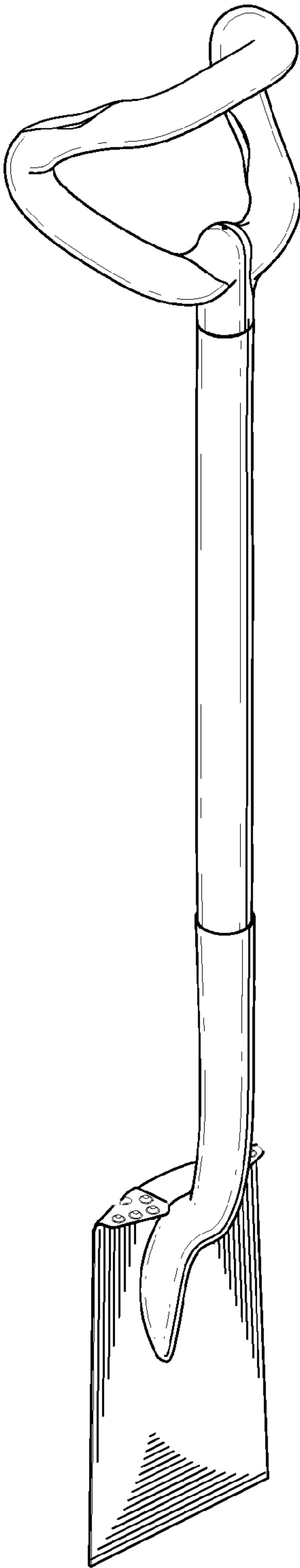


FIG. 19

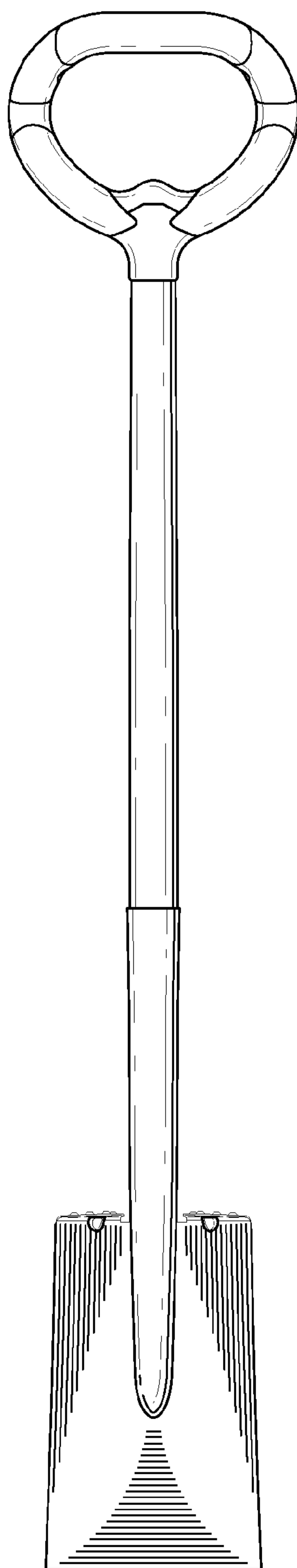


FIG. 20

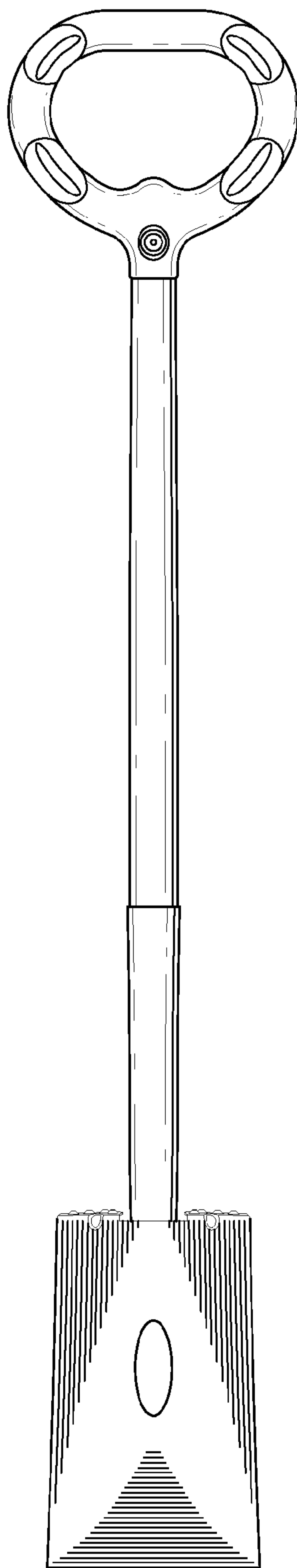


FIG. 21




FIG. 22

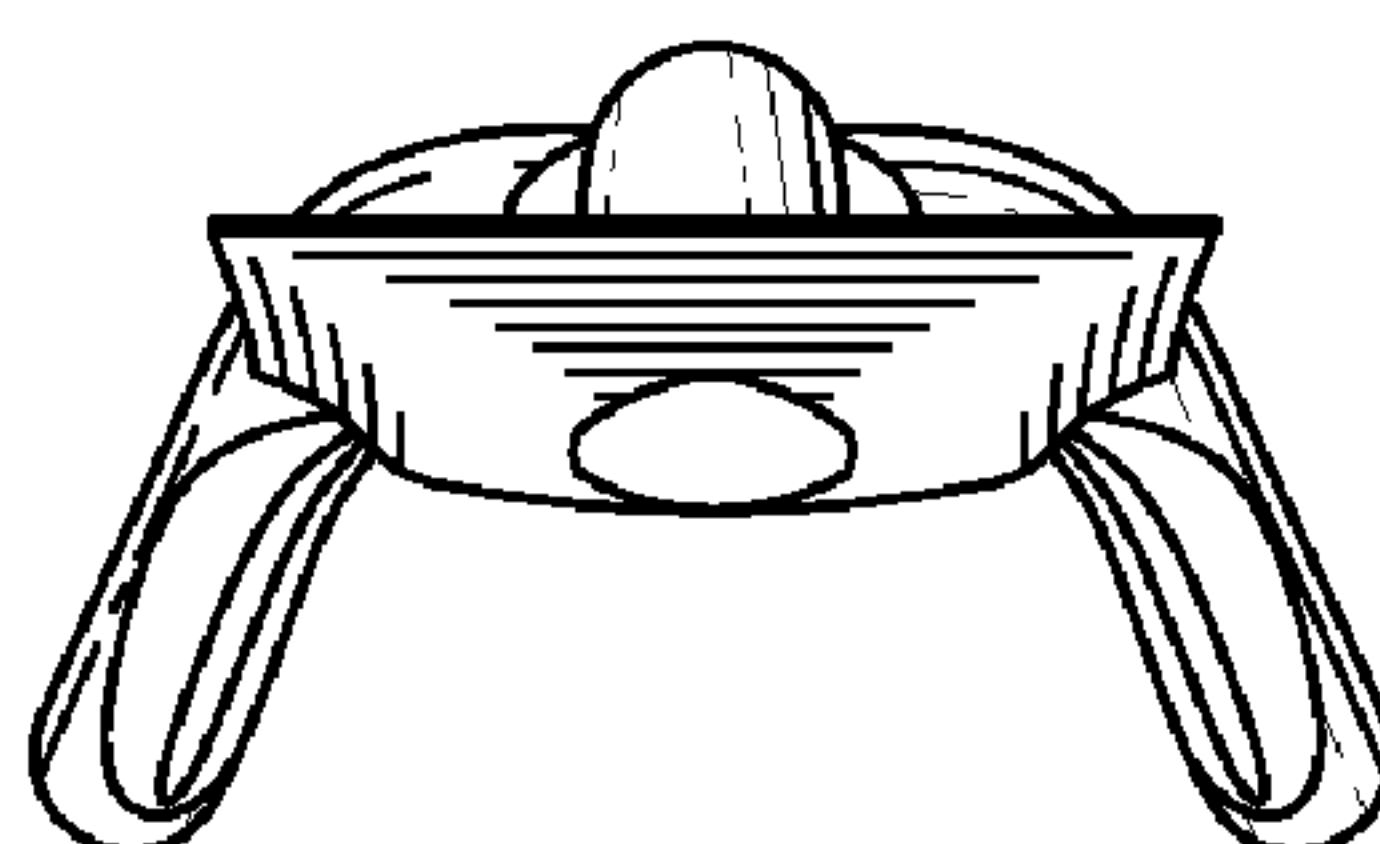


FIG. 23




FIG. 24

UNITED STATES PATENT AND TRADEMARK OFFICE
CERTIFICATE OF CORRECTION

PATENT NO. : D622,113 S
APPLICATION NO. : 29/322003
DATED : August 24, 2010
INVENTOR(S) : David Boies

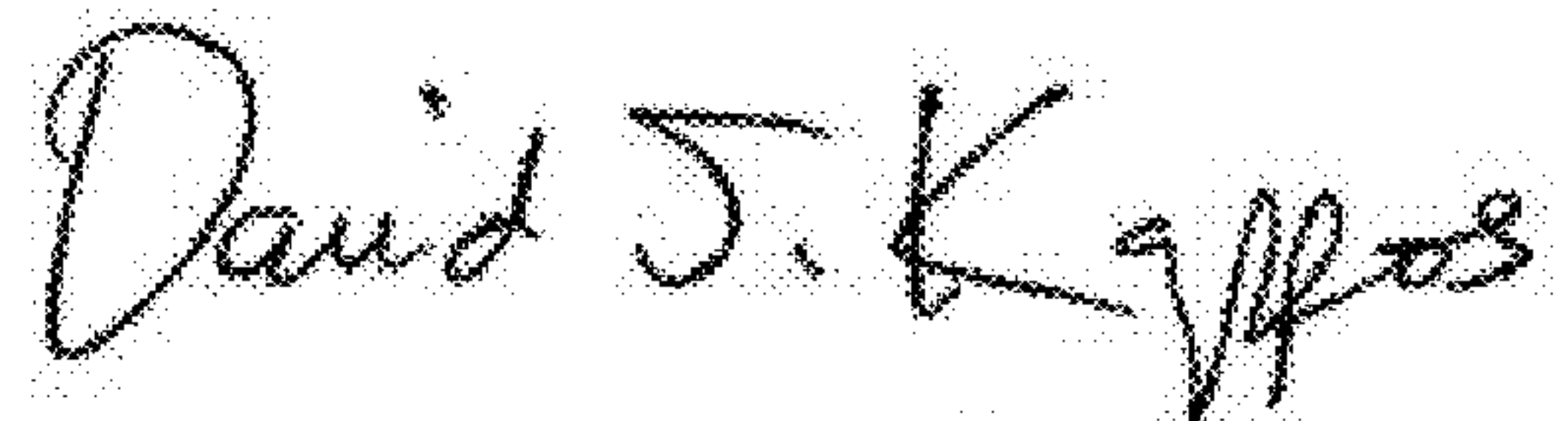
Page 1 of 7

It is certified that error appears in the above-identified patent and that said Letters Patent is hereby corrected as shown below:

The Title Page, showing an illustrative figure, should be deleted and substitute therefor the attached Title Page.

Replacement of Figure 1 - Shown on attached Pg.
Replacement of Figure 2 - Shown on attached Pg.
Replacement of Figure 3 - Shown on attached Pg.
Replacement of Figure 4 - Shown on attached Pg.
Replacement of Figure 5 - Shown on attached Pg.
Replacement of Figure 6 - Shown on attached Pg.

Signed and Sealed this
Twenty-third Day of August, 2011

A handwritten signature in black ink, reading "David J. Kappos". The signature is written in a cursive, flowing style with a large initial "D" and "K".

David J. Kappos
Director of the United States Patent and Trademark Office

(12) **United States Design Patent**
Boies

(10) **Patent No.:** **US D622,113 S**
(45) **Date of Patent:** **** Aug. 24, 2010**

(54) **GARDEN SPADE**

(75) Inventor: **David Boies, Levis (CA)**

(73) Assignee: **Garant GP, Saint-François (CA)**

(**) Term: **14 Years**

(21) Appl. No.: **29/322,003**

(22) Filed: **Jul. 28, 2008**

(30) **Foreign Application Priority Data**

Feb. 13, 2008 (CA) 124582

(51) **LOC (9) Cl.** **08-01**

(52) **U.S. Cl.** **D8/10**

(58) **Field of Classification Search** D8/10;
249/49, 54.5, 57; 56/400.1

See application file for complete search history.

(56) **References Cited**

U.S. PATENT DOCUMENTS

1,898,590 A * 2/1933 Milligan 294/49
D197,375 S * 1/1964 Thomas D8/10

(Continued)

Primary Examiner—Holly H Baynham

Assistant Examiner—Sheryl Lane

(74) *Attorney, Agent, or Firm*—Goudreau Gage Dubuc;
Gwendoline Bruneau

(57) **CLAIM**

The ornamental design for a garden spade, as shown and described.

DESCRIPTION

FIG. 1 is a first perspective view of a garden spade according to a first variant;

FIG. 2 is a front view of the garden spade according to the first variant;

FIG. 3 is back view of the garden spade according to the first variant;

FIG. 4 is a top view of the garden spade according to the first variant;

FIG. 5 is a bottom view of the garden spade according to the first variant;

FIG. 6 is a side view of the garden spade according to the first variant;

FIG. 7 is a first perspective view of a garden spade according to a second variant;

FIG. 8 is a front view of the garden spade according to the second variant;

FIG. 9 is back view of the garden spade according to the second variant;

FIG. 10 is a top view of the garden spade according to the second variant;

FIG. 11 is a bottom view of the garden spade according to the second variant;

FIG. 12 is a side view of the garden spade according to the second variant;

FIG. 13 is a first perspective view of a garden spade according to a third variant;

FIG. 14 is a front view of the garden spade according to the third variant;

FIG. 15 is back view of the garden spade according to the third variant;

FIG. 16 is a top view of the garden spade according to the third variant;

FIG. 17 is a bottom view of the garden spade according to the third variant;

FIG. 18 is a side view of the garden spade according to the third variant;

FIG. 19 is a first perspective view of a garden spade according to a fourth variant;

FIG. 20 is a front view of the garden spade according to the fourth variant;

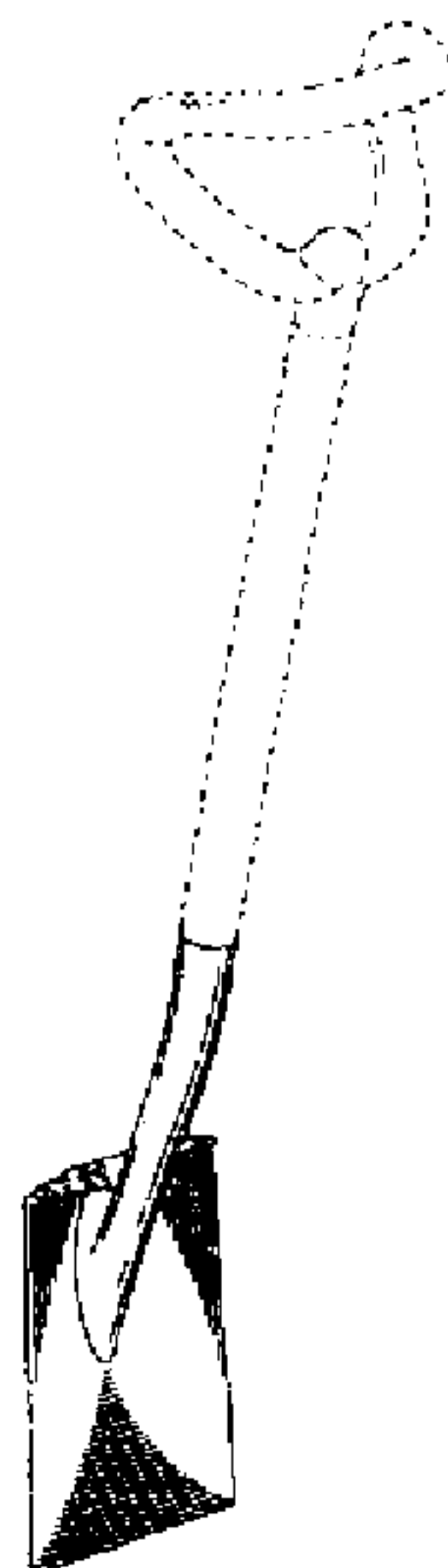
FIG. 21 is back view of the garden spade according to the fourth variant;

FIG. 22 is a top view of the garden spade according to the fourth variant;

FIG. 23 is a bottom view of the garden spade according to the fourth variant; and,

FIG. 24 is a side view of the garden spade according to the fourth variant.

1 Claim, 20 Drawing Sheets



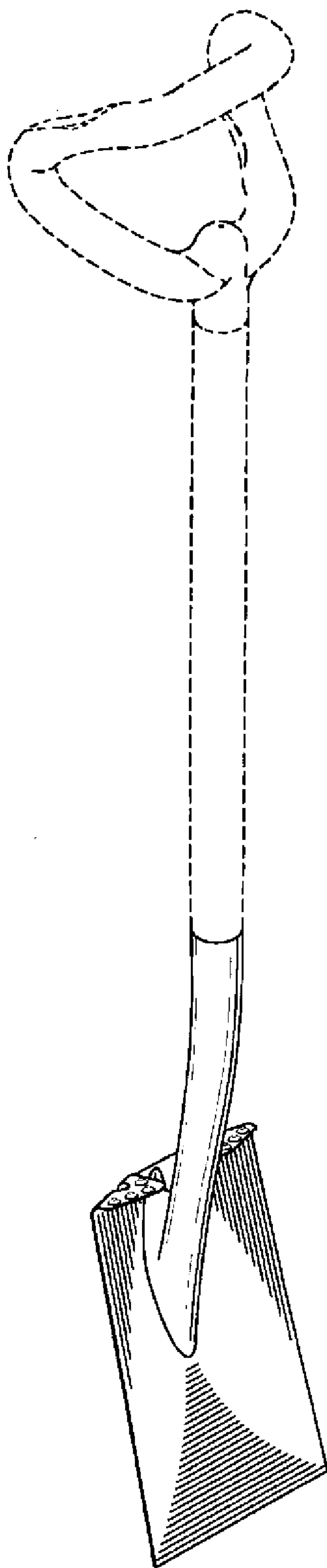


FIG. 1

U.S. Patent

Aug. 24, 2010

Sheet 2 of 20

D622,113 S

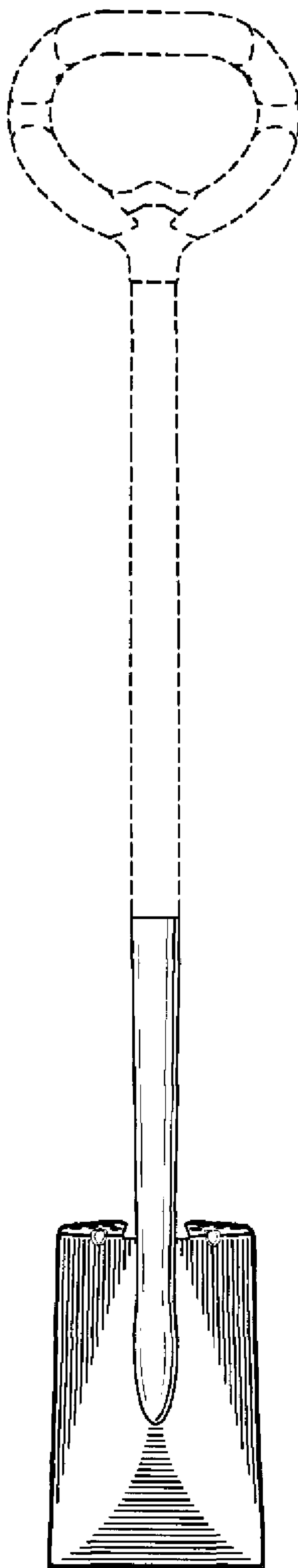


FIG. 2

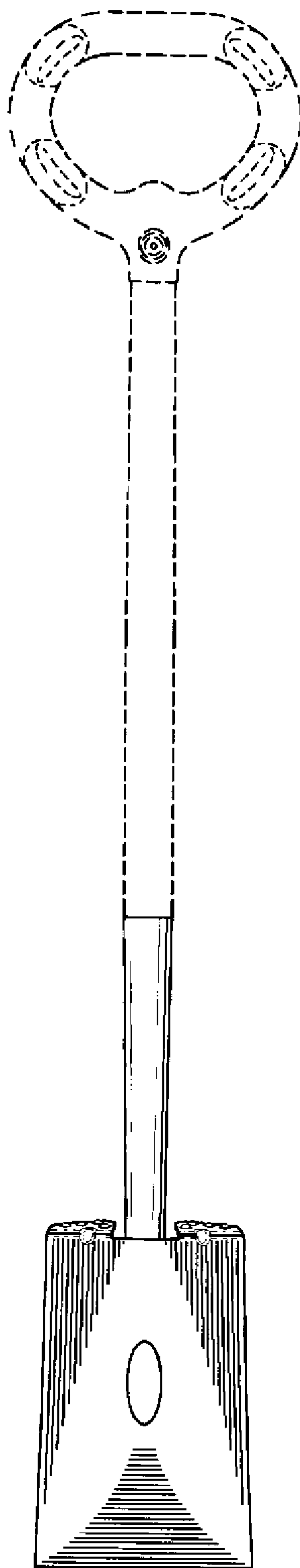


FIG. 3

U.S. Patent

Aug. 24, 2010

Sheet 4 of 20

D622,113 S

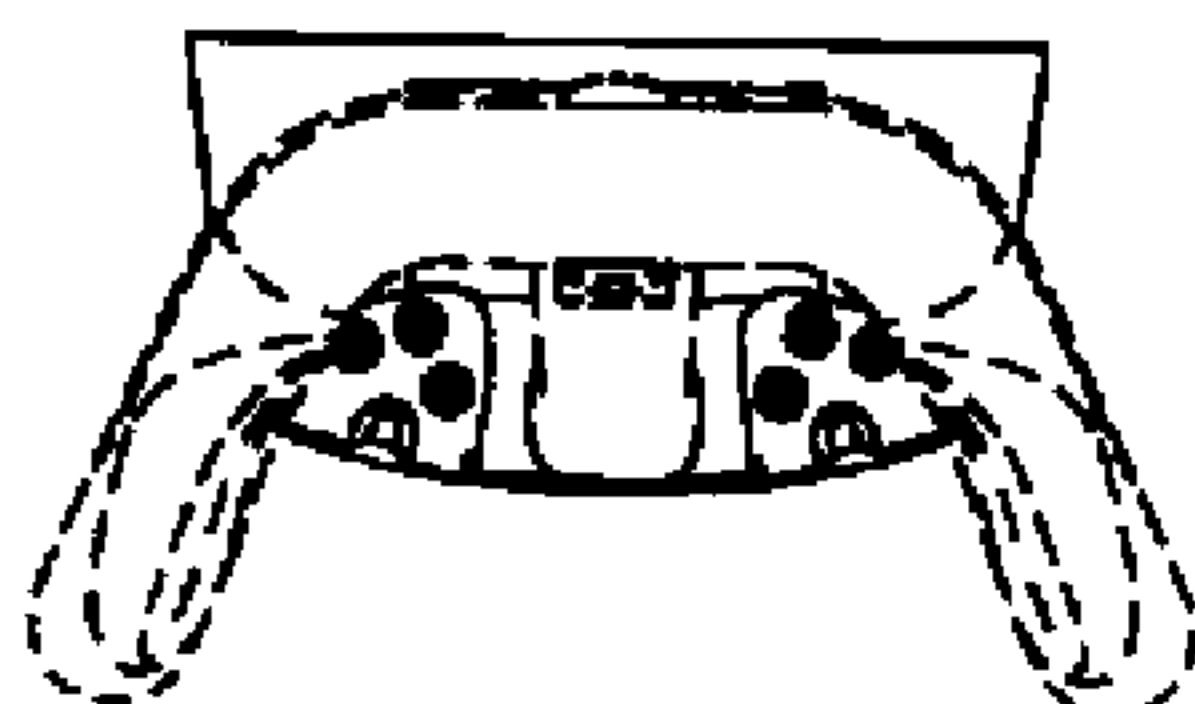


FIG. 4

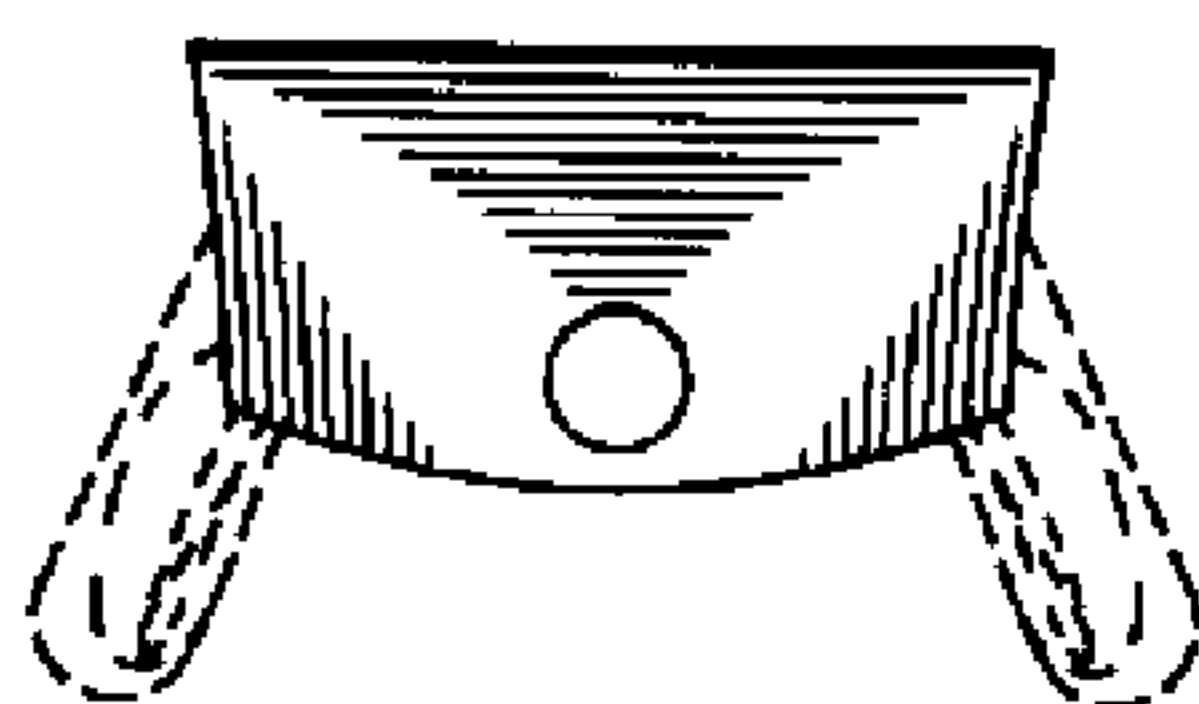


FIG. 5

U.S. Patent

Aug. 24, 2010

Sheet 5 of 20

D622,113 S




FIG. 6