



US00D622112S

(12) **United States Design Patent**  
**Goetz et al.**

(10) **Patent No.:** **US D622,112 S**  
(45) **Date of Patent:** **\*\* Aug. 24, 2010**

(54) **SHEARS**

(75) Inventors: **Michael H. Goetz**, Berlin, PA (US);  
**David W. Miller**, Fairhope, PA (US)

(73) Assignee: **Gilmour, Inc.**, Newark, DE (US)

(\*\*) Term: **14 Years**

(21) Appl. No.: **29/345,886**

(22) Filed: **Oct. 23, 2009**

(51) **LOC (9) Cl.** ..... **08-01**

(52) **U.S. Cl.** ..... **D8/5**

(58) **Field of Classification Search** ..... D8/4,  
D8/5, 52, 54, 58; 30/251, 252, 261, 262,  
30/123.3, 193; 47/1.7

See application file for complete search history.

(56) **References Cited**

U.S. PATENT DOCUMENTS

D198,911 S	8/1964	Rogers	
3,187,430 A	6/1965	Wallace et al.	
D206,483 S	12/1966	Sharp	
3,460,251 A	8/1969	Somervell et al.	
D317,701 S	6/1991	Grove	
D344,220 S	2/1994	Wensley et al.	
D393,401 S	4/1998	Clivio	
D427,492 S	7/2000	Deville	
D429,127 S	8/2000	Deville	
D483,235 S *	12/2003	Deville .....	D8/5
D498,396 S *	11/2004	Overthun et al. ....	D8/5

\* cited by examiner

*Primary Examiner*—Holly H Baynham

*Assistant Examiner*—Sheryl Lane

(74) *Attorney, Agent, or Firm*—Maginot, Moore & Beck

(57) **CLAIM**

The ornamental design for shears, as shown and described.

**DESCRIPTION**

FIG. 1 is a perspective view of shears showing my new design;

FIG. 2 is a left side elevational view showing the design for the shears of FIG. 1;

FIG. 3 is a right side elevational view showing the design for the shears of FIG. 1;

FIG. 4 is a front elevational view showing the design for the shears of FIG. 1;

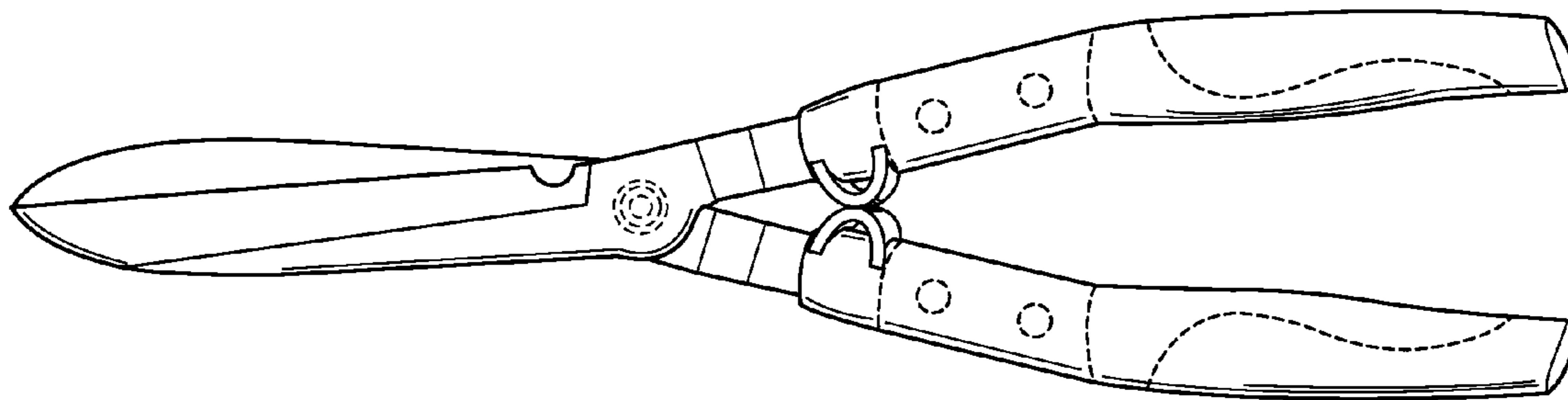
FIG. 5 is a rear elevational view showing the design for the shears of FIG. 1;

FIG. 6 is a top elevational view showing the design for the shears of FIG. 1; and,

FIG. 7 is a bottom elevational view showing the design for the shears of FIG. 1.

The broken line showing of portions of the shears is included for the purpose of showing boundaries and forms no part of the claimed design.

**1 Claim, 4 Drawing Sheets**



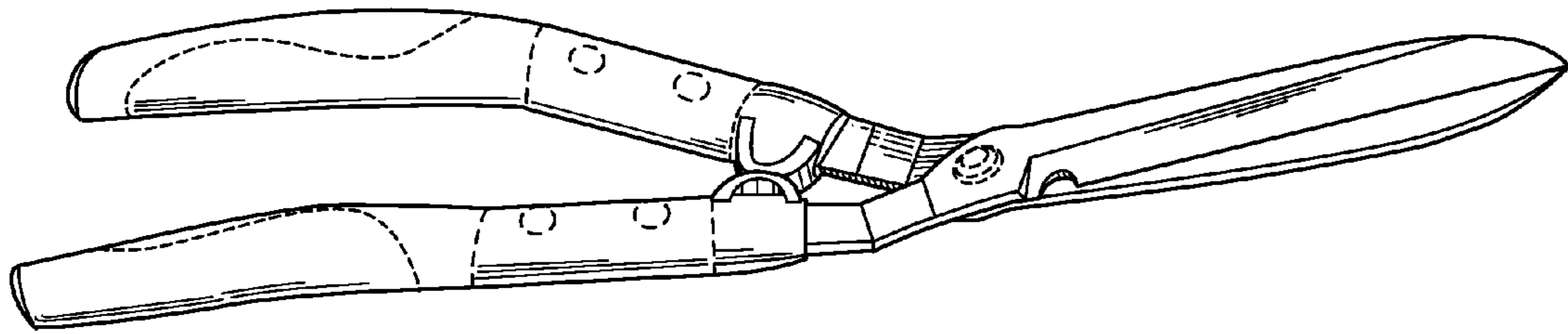


FIG. 1

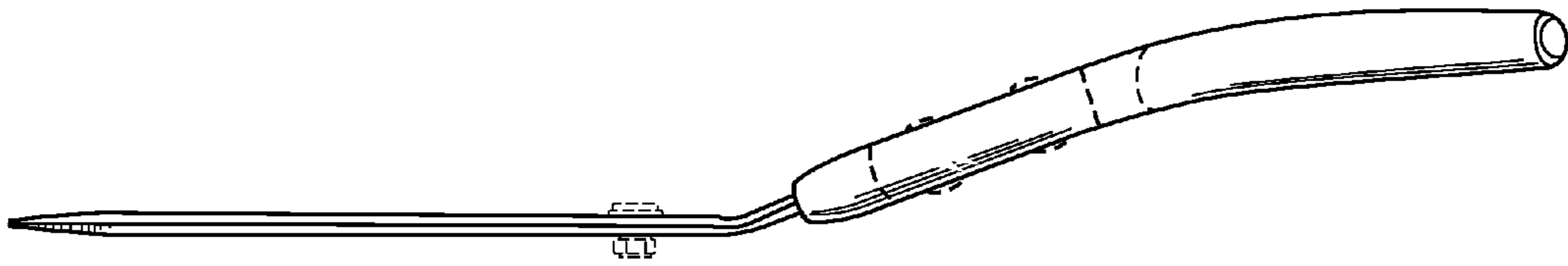


FIG. 2

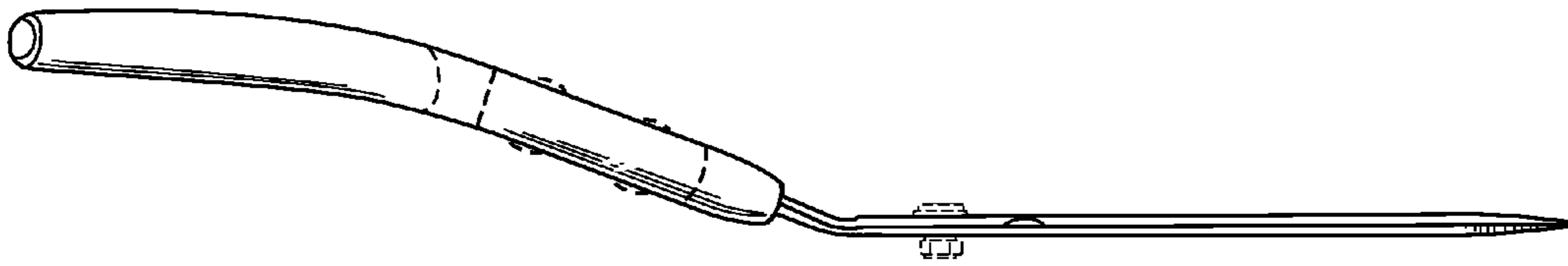


FIG. 3

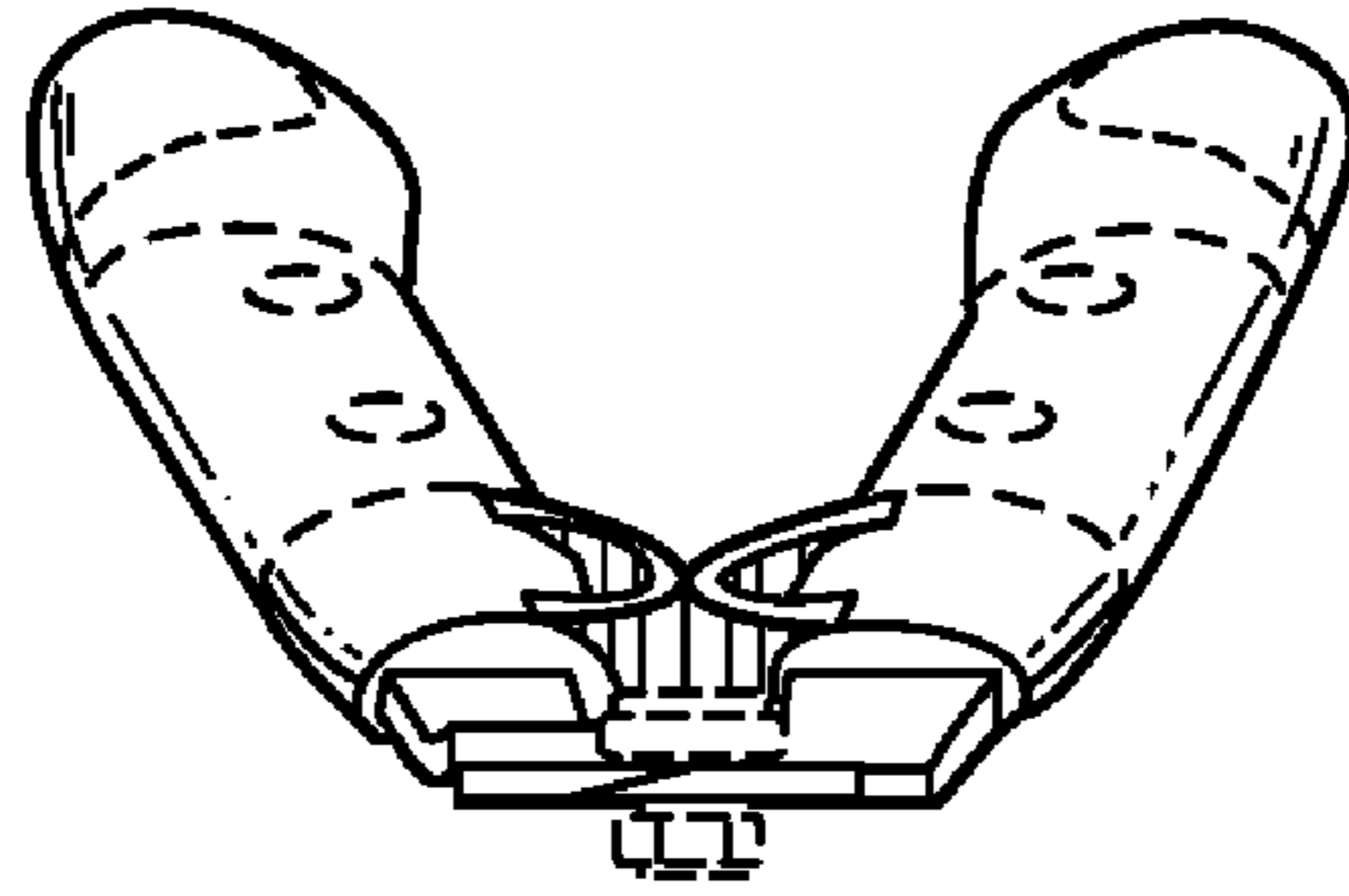


FIG. 4

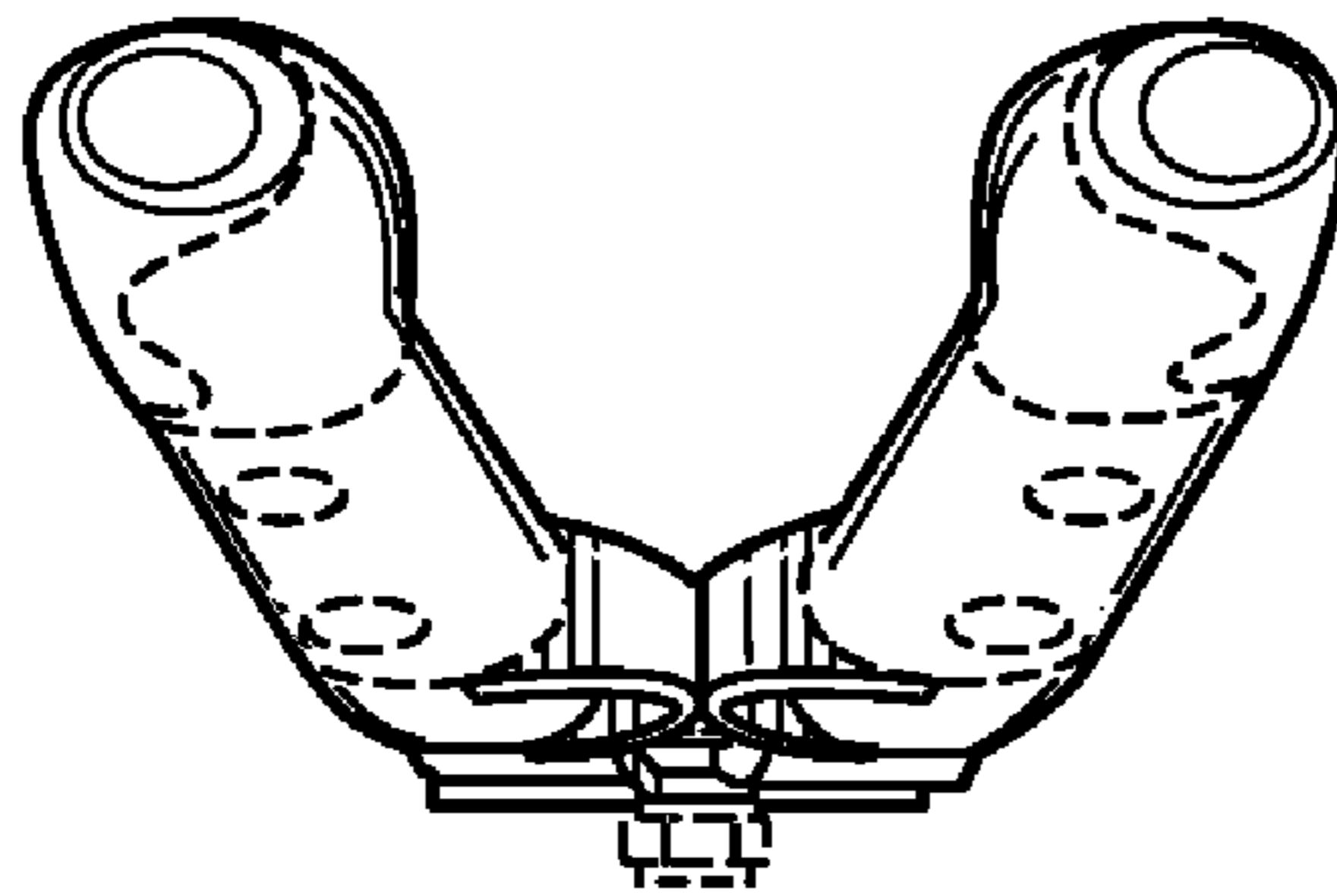


FIG. 5

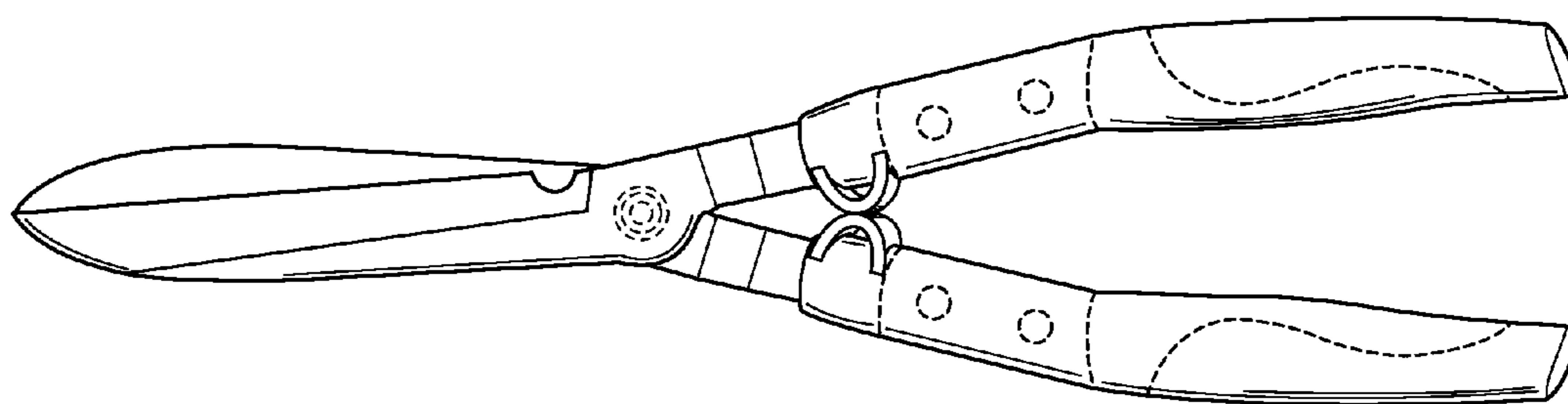


FIG. 6

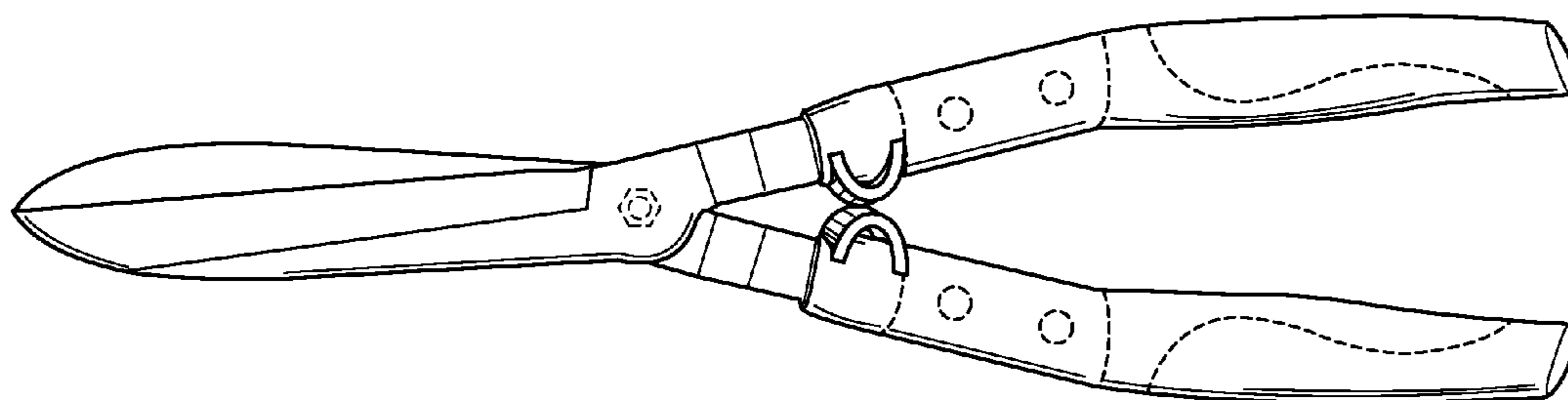


FIG. 7