



US00D622089S

(12) **United States Design Patent**  
**Daniel et al.**

(10) **Patent No.:** **US D622,089 S**  
(45) **Date of Patent:** **\*\* Aug. 24, 2010**

(54) **INSULATED JUG**  
(75) Inventors: **W. Geoffrey Daniel**, Bentonville, AR  
(US); **Philip M. Holsinger**, Arbor Vitae,  
WI (US)  
(73) Assignee: **The Coleman Company, Inc.**, Wichita,  
KS (US)  
(\*\*) Term: **14 Years**

D477,752 S 7/2003 Slater et al.  
D479,785 S 9/2003 Schuler  
6,779,679 B1 8/2004 Dias, Jr. et al.  
D503,589 S 4/2005 Schuler  
D518,335 S 4/2006 Naft et al.  
D530,141 S \* 10/2006 Wilgus et al. .... D7/313  
D530,159 S 10/2006 Brunson  
D540,626 S \* 4/2007 Janky ..... D7/608  
D541,572 S 5/2007 Watanabe  
D549,048 S 8/2007 Duke et al.  
D592,012 S 5/2009 Carreno

(21) Appl. No.: **29/331,592**  
(22) Filed: **Jan. 28, 2009**

**OTHER PUBLICATIONS**

Front and back cover and page 9 from 1985 Coleman Products catalog.  
Front and back cover and page 54 from 1993 Coleman Products catalog.  
Model 6501A707 1.3-Gallon Stainless Steel Belted Jug shown on page from Coolers section of 2007 Camping Products catalog and front and back cover of the catalog.

(51) **LOC (9) Cl.** ..... **07-01**  
(52) **U.S. Cl.** ..... **D7/313; D7/608**  
(58) **Field of Classification Search** ..... D7/603–608,  
D7/312, 313, 306, 300; D9/541–543, 549,  
D9/552, 553, 555, 559; 215/12.1, 12.2, 13.1;  
62/386, 371, 372, 457.1–457.9; 222/146.6,  
222/131, 396, 183, 129.1, 185.1, 144, 469;  
220/592.16, 592.18

\* cited by examiner

*Primary Examiner*—Terry A Wallace  
(74) *Attorney, Agent, or Firm*—Kelly S. Elsea

See application file for complete search history.

(56) **References Cited**

(57) **CLAIM**

**U.S. PATENT DOCUMENTS**

The ornamental design for an insulated jug, as shown and described.

D248,440 S 7/1978 Bryan et al.  
D249,465 S 9/1978 MacTavish  
D249,466 S 9/1978 Parrish, Sr.  
D252,438 S 7/1979 Cannon  
D258,196 S 2/1981 Adamson  
D259,012 S 4/1981 Harris  
D262,856 S 2/1982 MacTavish et al.  
D279,346 S 6/1985 Raxton  
D338,130 S 8/1993 Costello  
D344,657 S \* 3/1994 Knopp ..... D7/313  
D391,450 S 3/1998 Rausch  
5,944,224 A 8/1999 Hodge et al.  
D415,687 S 10/1999 Lai et al.  
D419,822 S \* 2/2000 Woodyard ..... D7/313  
6,176,387 B1 \* 1/2001 Boler ..... 220/592.16  
D450,982 S 11/2001 Gaze et al.  
D476,858 S 7/2003 Slater et al.

**DESCRIPTION**

FIG. 1 is a front side perspective view of our insulated jug;  
FIG. 2 is a front elevation view thereof;  
FIG. 3 is a rear elevation view thereof;  
FIG. 4 is a left side elevation view thereof;  
FIG. 5 is a right side elevation view thereof;  
FIG. 6 is a top plan view thereof; and,  
FIG. 7 is a bottom plan view thereof.

The broken line showing is for illustrative purposes only and forms no part of the claimed design.

**1 Claim, 2 Drawing Sheets**

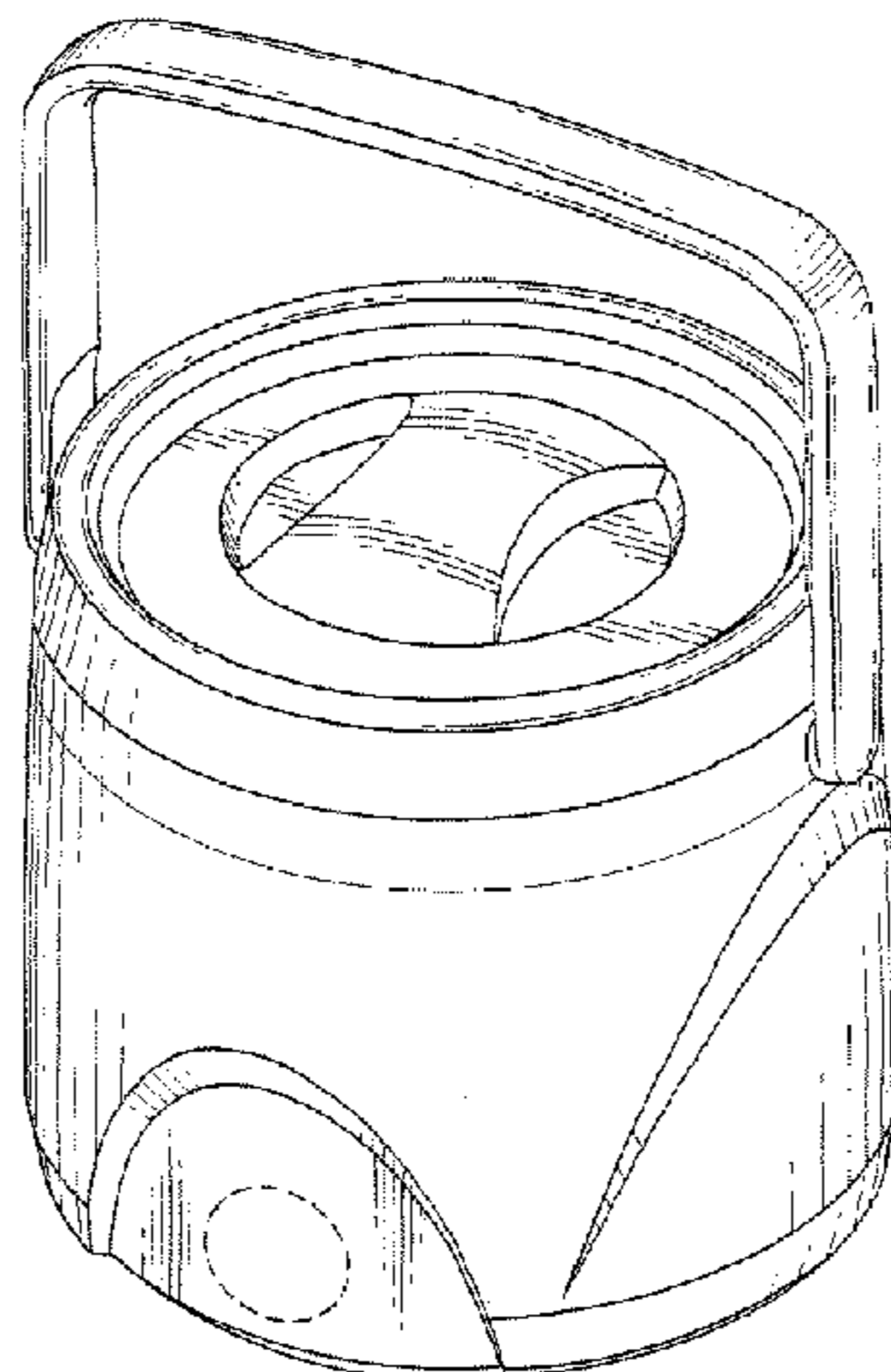


FIG. 1

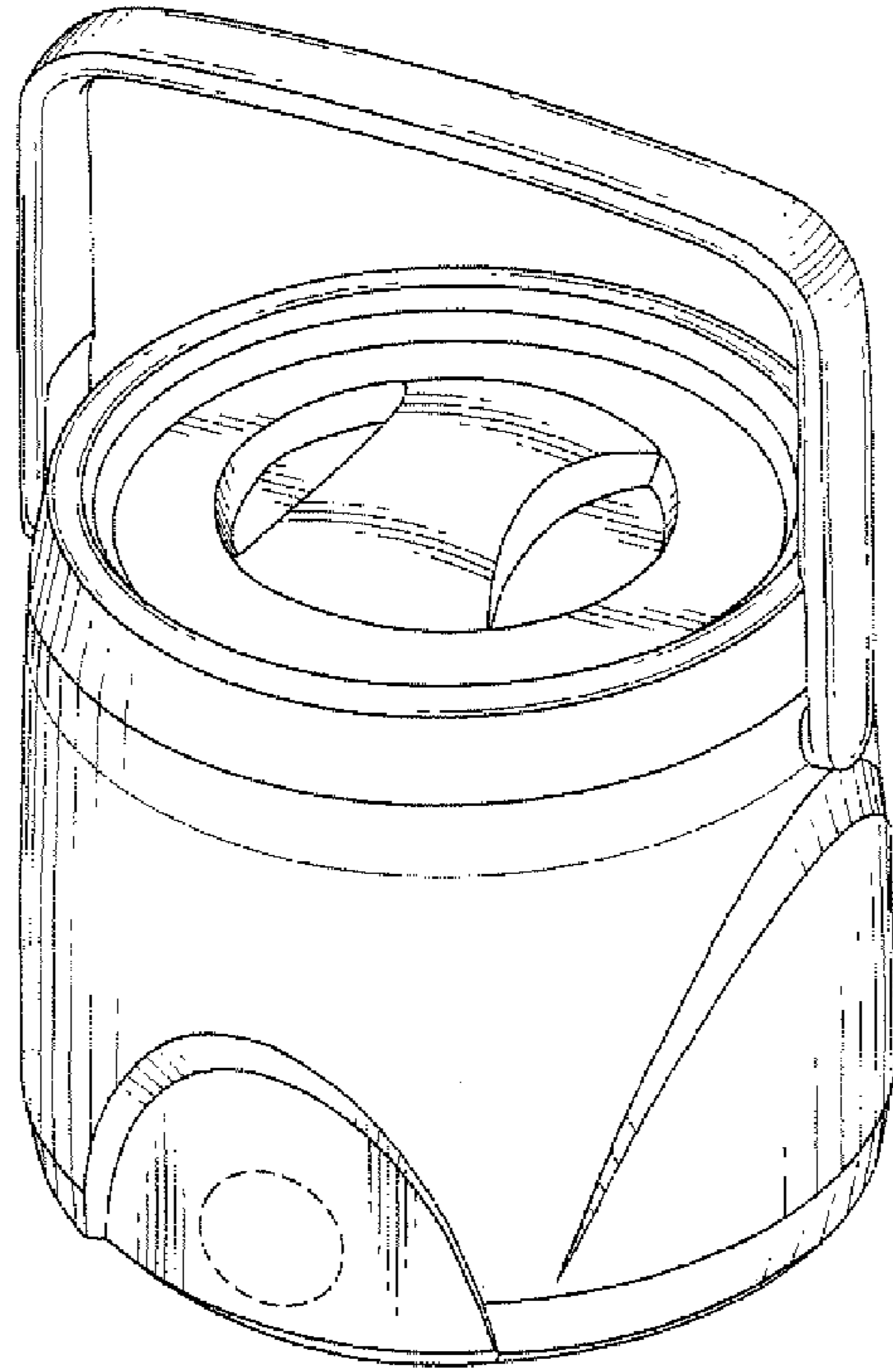


FIG. 2

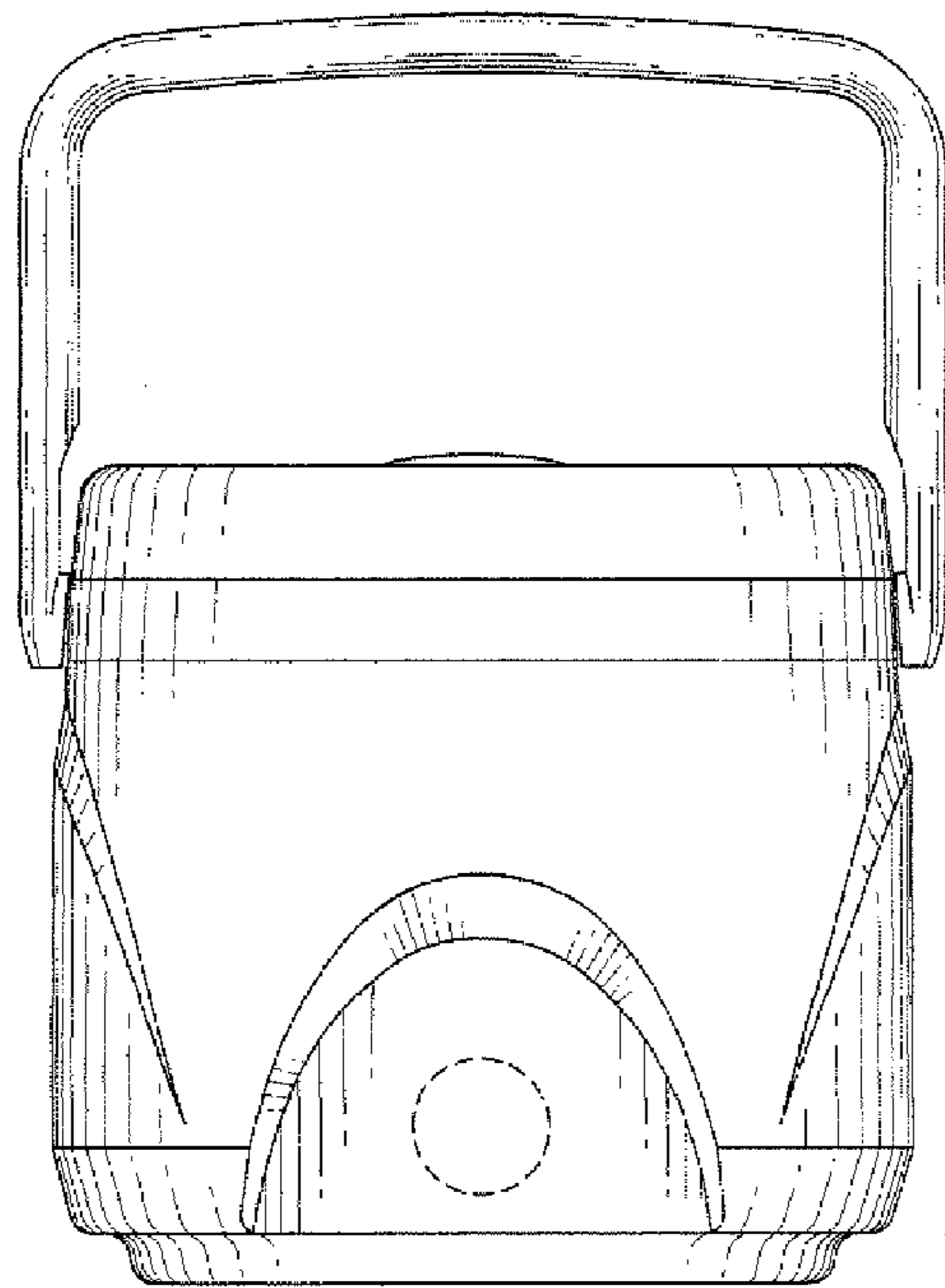


FIG. 3

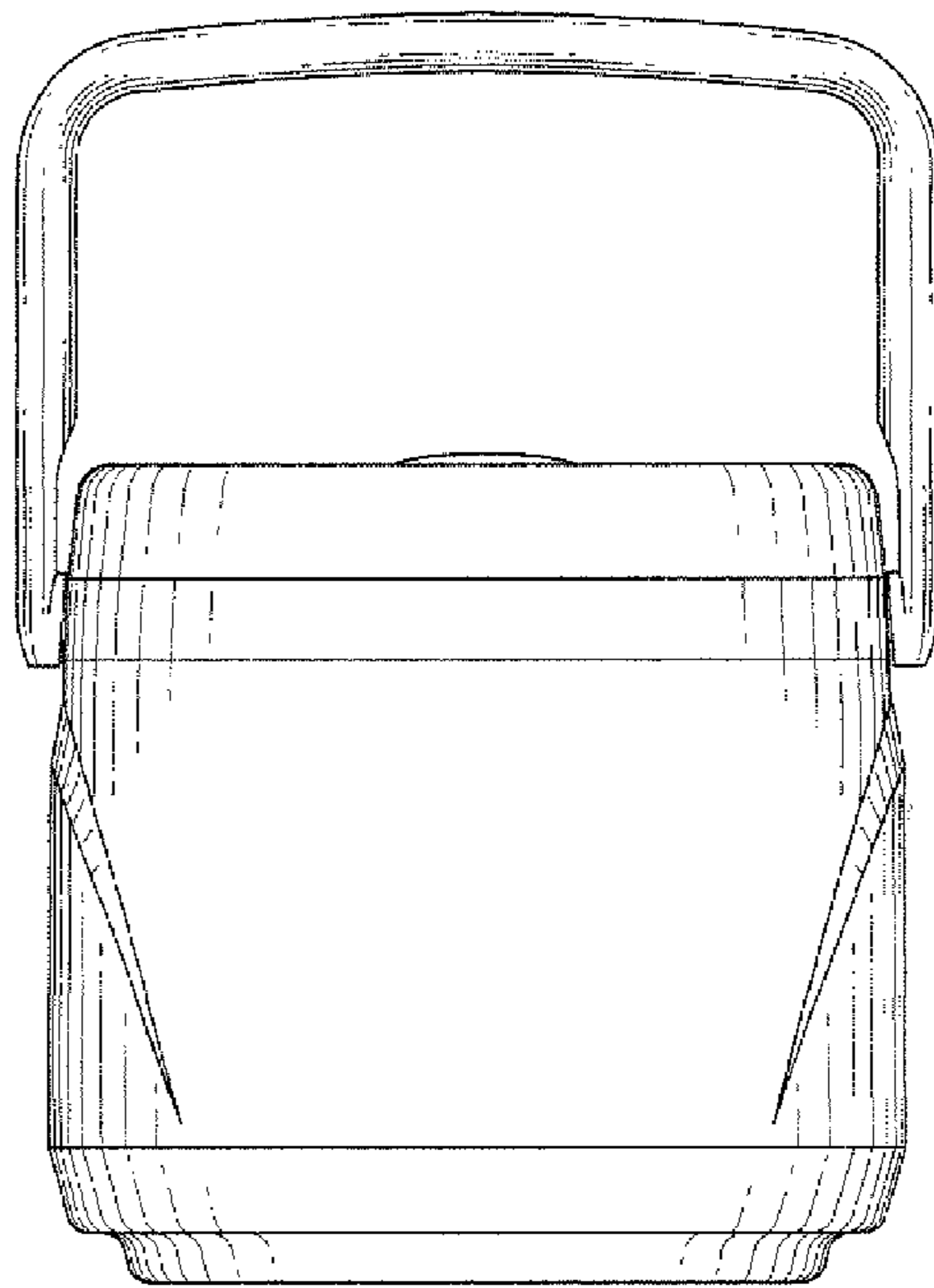


FIG. 4

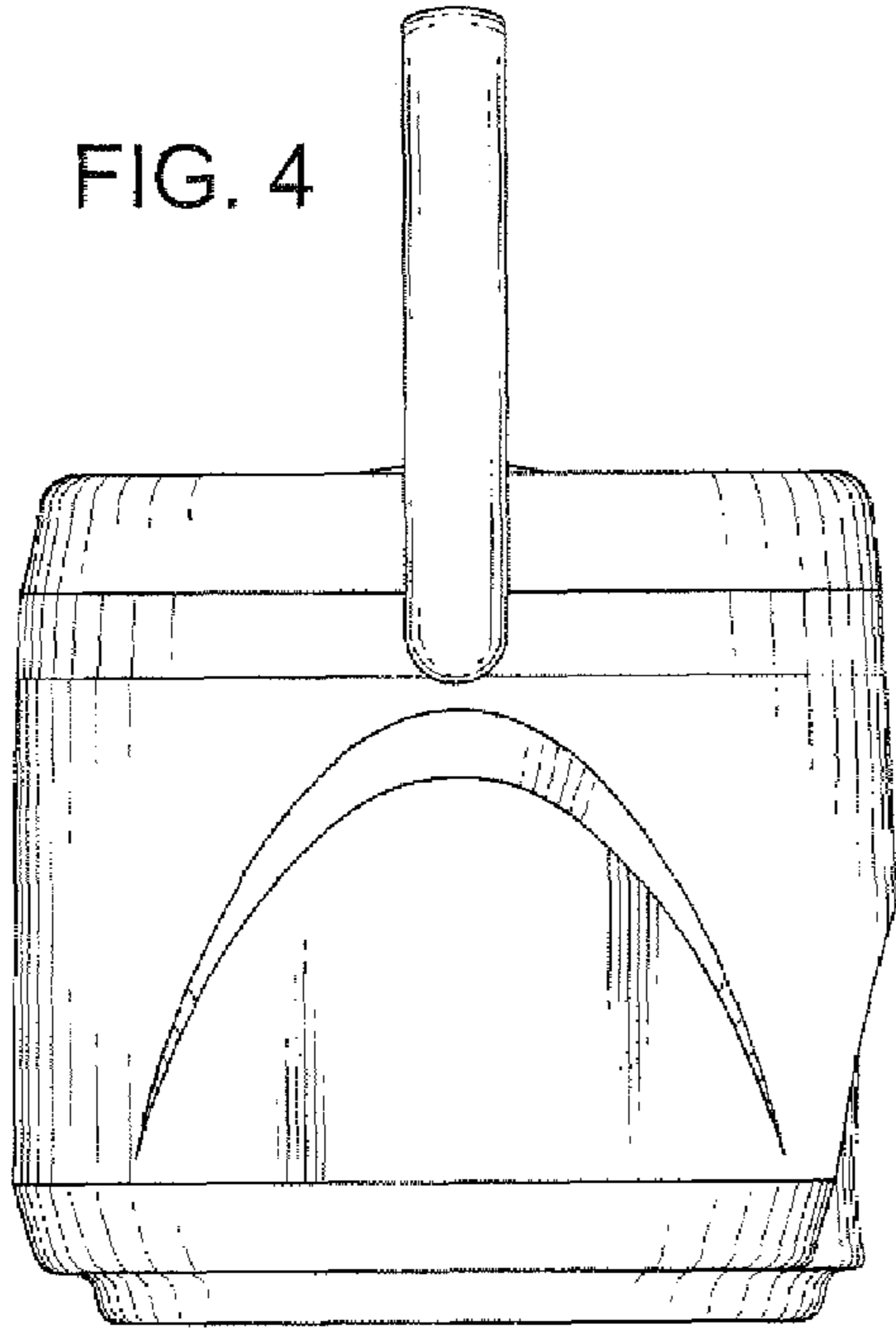


FIG. 5

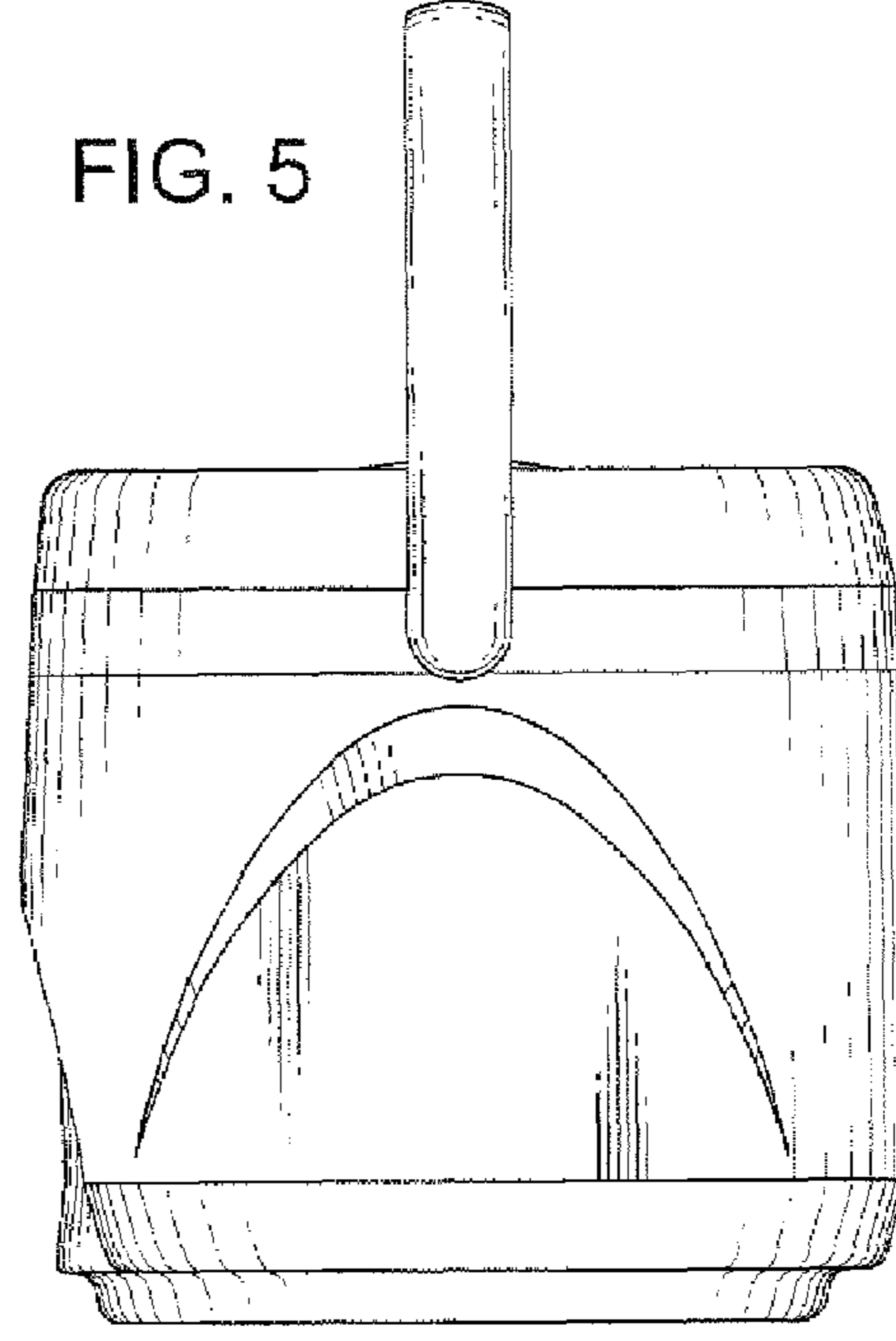


FIG. 6

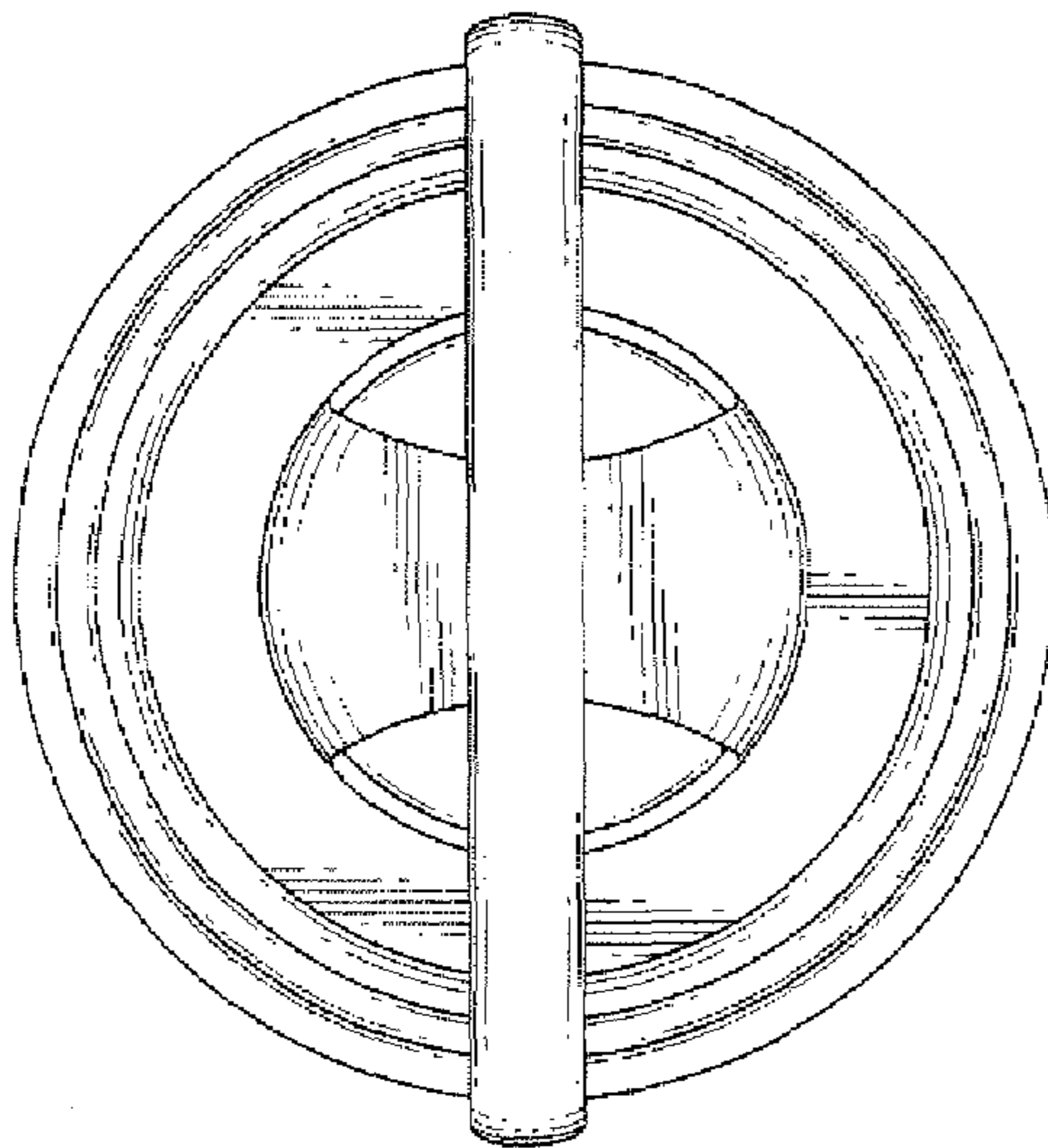


FIG. 7

