



US00D622087S

(12) **United States Design Patent**  
**Carr et al.**

(10) **Patent No.:** **US D622,087 S**

(45) **Date of Patent:** **\*\* Aug. 24, 2010**

(54) **WEIGHT ACTIVATED RESTRAINING  
PILLOW**

(76) Inventors: **Mia Carr**, 12965 2nd Ave. North,  
Lindstrom, MN (US) 55045; **Loretta E.  
Carr**, 2733 Dellwood St. North,  
Roseville, MN (US) 55113

(\*\*) Term: **14 Years**

(21) Appl. No.: **29/313,723**

(22) Filed: **Feb. 5, 2009**

(51) **LOC (9) Cl.** ..... **06-09**

(52) **U.S. Cl.** ..... **D6/601**

(58) **Field of Classification Search** ..... D6/595-599,  
D6/601, 604; 5/630, 633, 636, 637, 735,  
5/652-656, 655.3, 655.9, 706, 910, 922,  
5/420; D21/801, 803, 809; D12/300, 302,  
D12/303, 316, 317; 114/345, 348; D30/118  
See application file for complete search history.

(56) **References Cited**

**U.S. PATENT DOCUMENTS**

3,400,413	A	9/1968	Grossa	
3,419,923	A *	1/1969	Cowan	5/655
3,761,975	A *	10/1973	Personett	5/655
D239,395	S *	3/1976	David	D30/118
4,383,713	A	5/1983	Roston	
D282,427	S	2/1986	O'Sullivan	
4,766,627	A *	8/1988	Landry	5/652.1
D298,198	S	10/1988	O'Sullivant	
D318,454	S *	7/1991	Wannop	D12/316
5,205,811	A *	4/1993	Fornarelli	600/28
5,261,134	A	11/1993	Matthews	
5,279,237	A	1/1994	Alivizatos	
D366,303	S *	1/1996	Polley et al.	D21/803
5,661,861	A	9/1997	Matthews	

6,015,471	A *	1/2000	Rimington et al.	156/274.4
6,279,185	B1	8/2001	Matthews	
6,412,128	B1	7/2002	Matthews	
6,640,977	B2	11/2003	Matthews Brown et al.	
D487,130	S *	2/2004	Peterson	D21/809
6,685,024	B1	2/2004	Matthews	
6,857,150	B2	2/2005	Matthews Brown et al.	
D571,055	S *	6/2008	Song	D30/118
7,404,222	B2	7/2008	Tidwell	
D593,351	S *	6/2009	Song	D6/601
2008/0216752	A1	9/2008	Song	

**FOREIGN PATENT DOCUMENTS**

WO WO2007002394 A2 1/2007

\* cited by examiner

*Primary Examiner*—Janice E Seeger

*Assistant Examiner*—Zenia I Bennett

(74) *Attorney, Agent, or Firm*—Kinney & Lange, P.A.

(57) **CLAIM**

The ornamental design for a weight activated restraining pillow, as shown.

**DESCRIPTION**

FIG. 1 is a perspective view of a weight activated restraining pillow;

FIG. 2 is a top plan view of a weight activated restraining pillow;

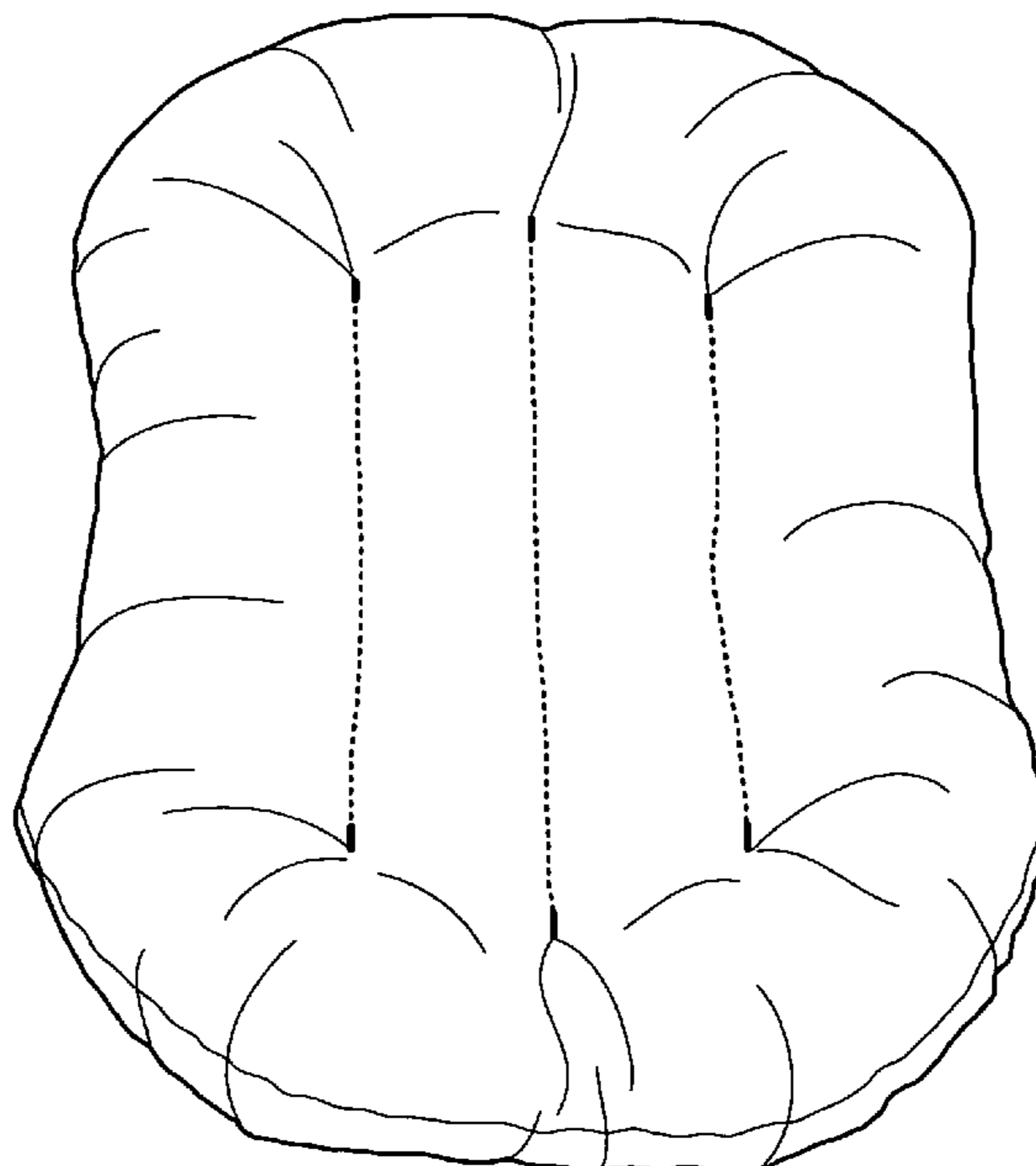
FIG. 3 is a bottom plan view of a weight activated restraining pillow;

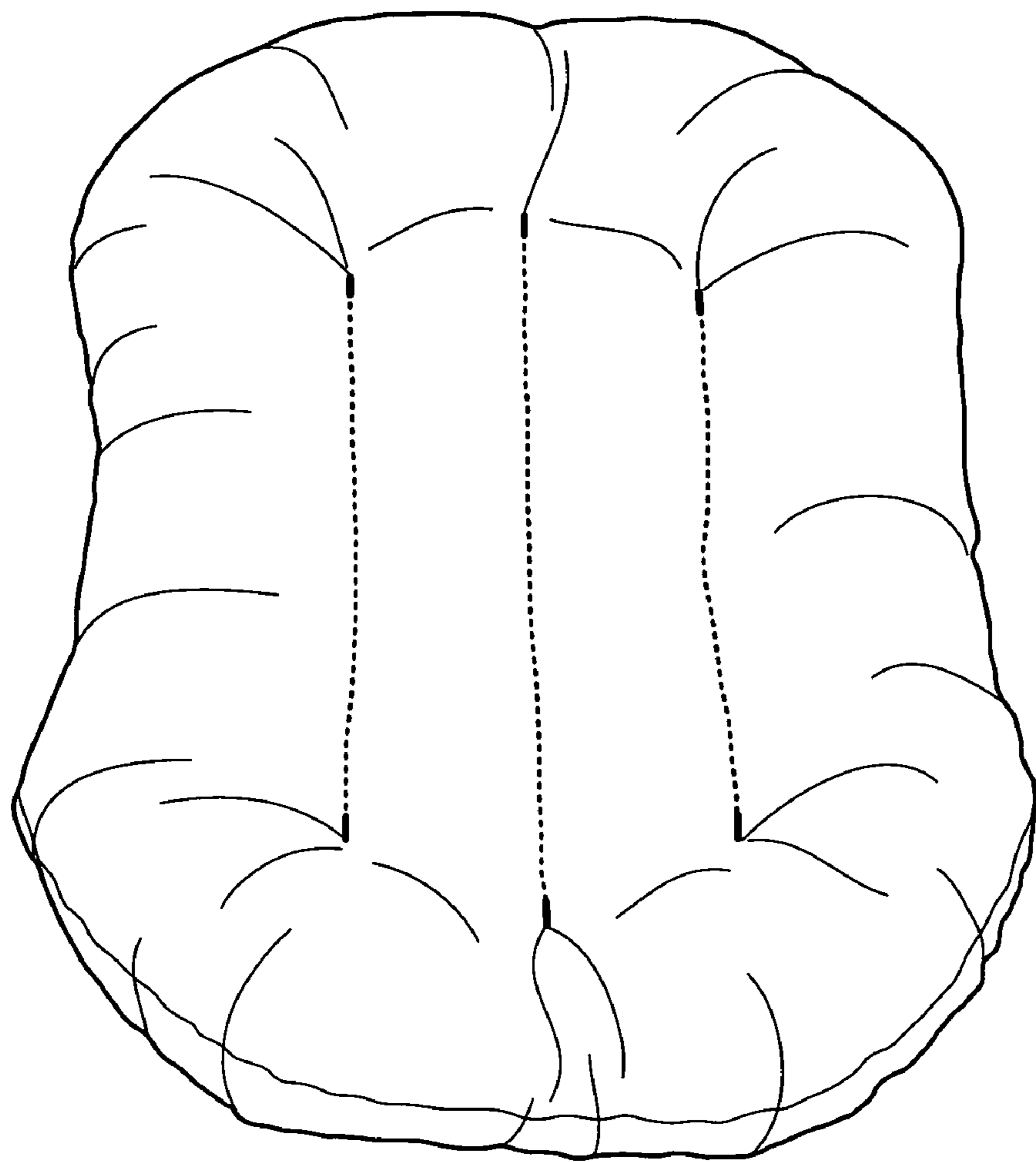
FIG. 4 is a side view of a weight activated restraining pillow; and,

FIG. 5 is an end view of a weight activated restraining pillow.

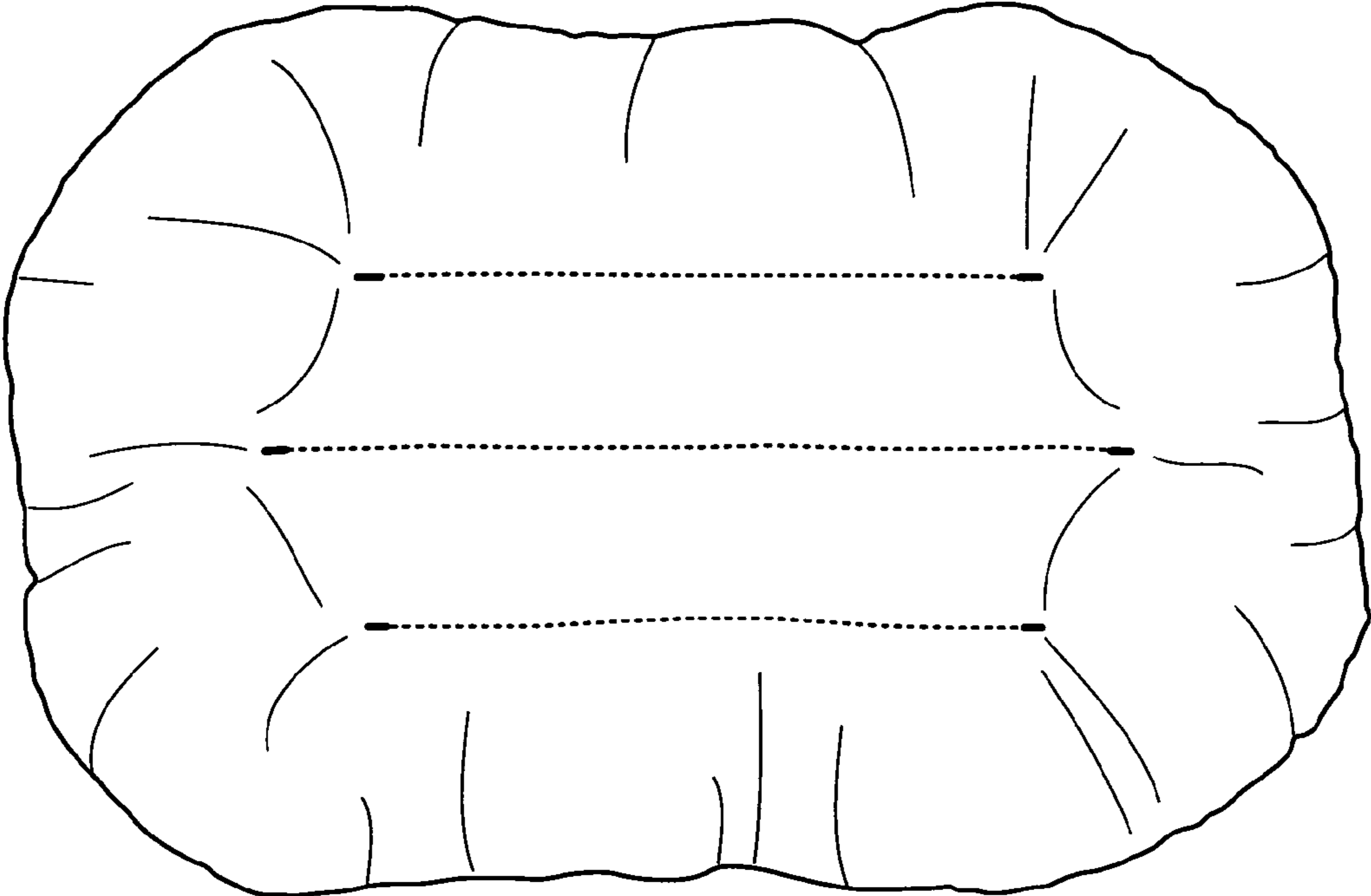
The broken lines in the drawing represent stitching.

**1 Claim, 3 Drawing Sheets**

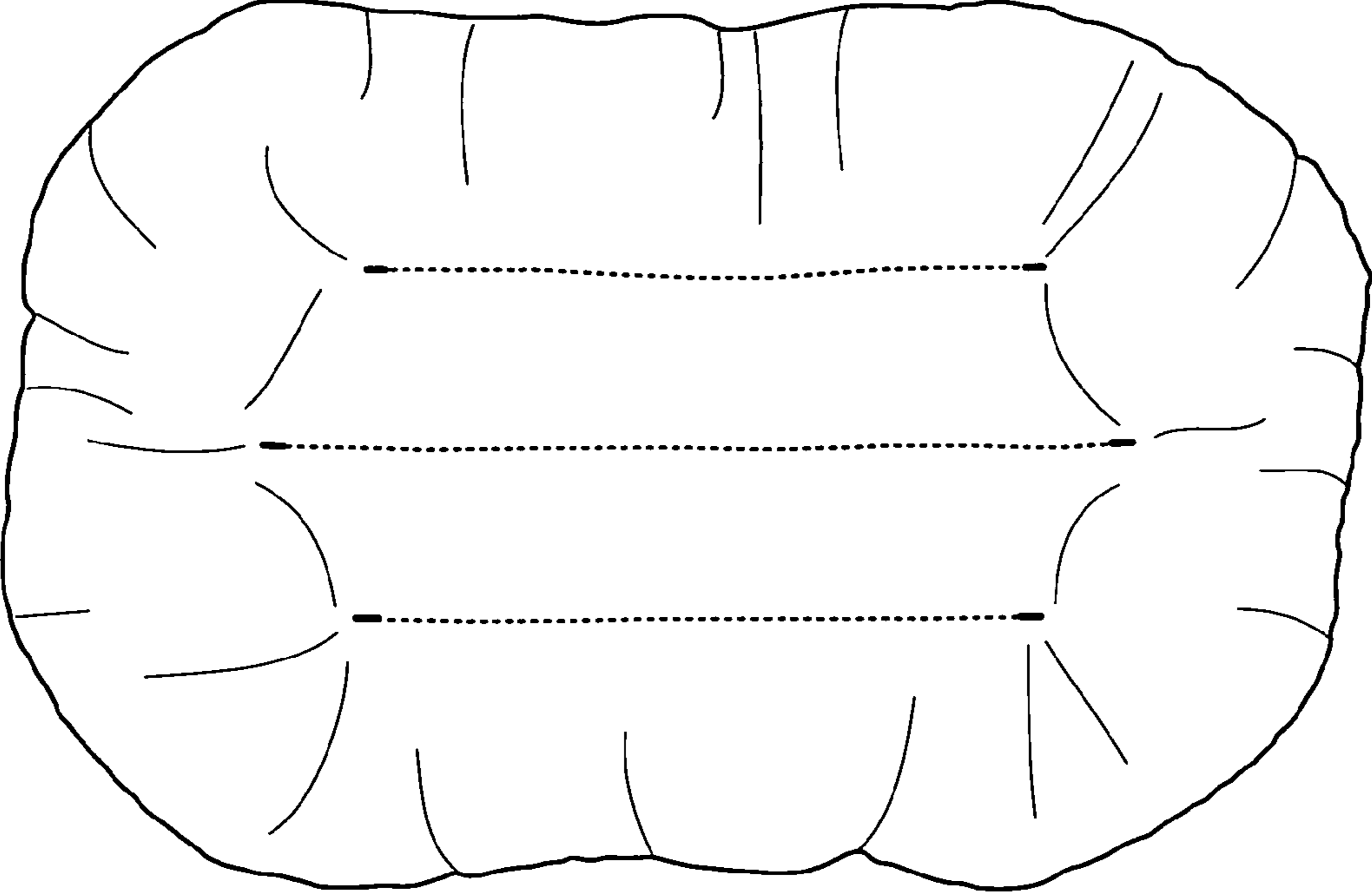




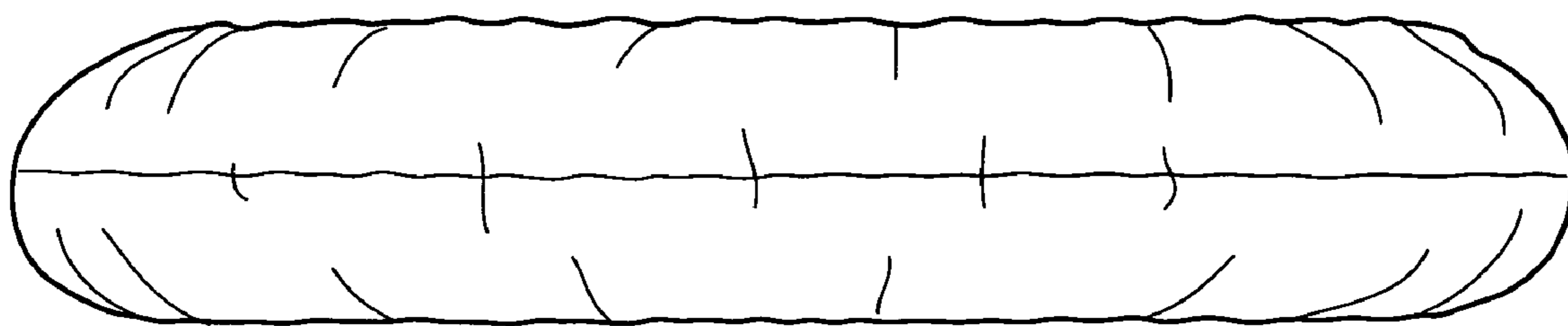
*FIG. 1*



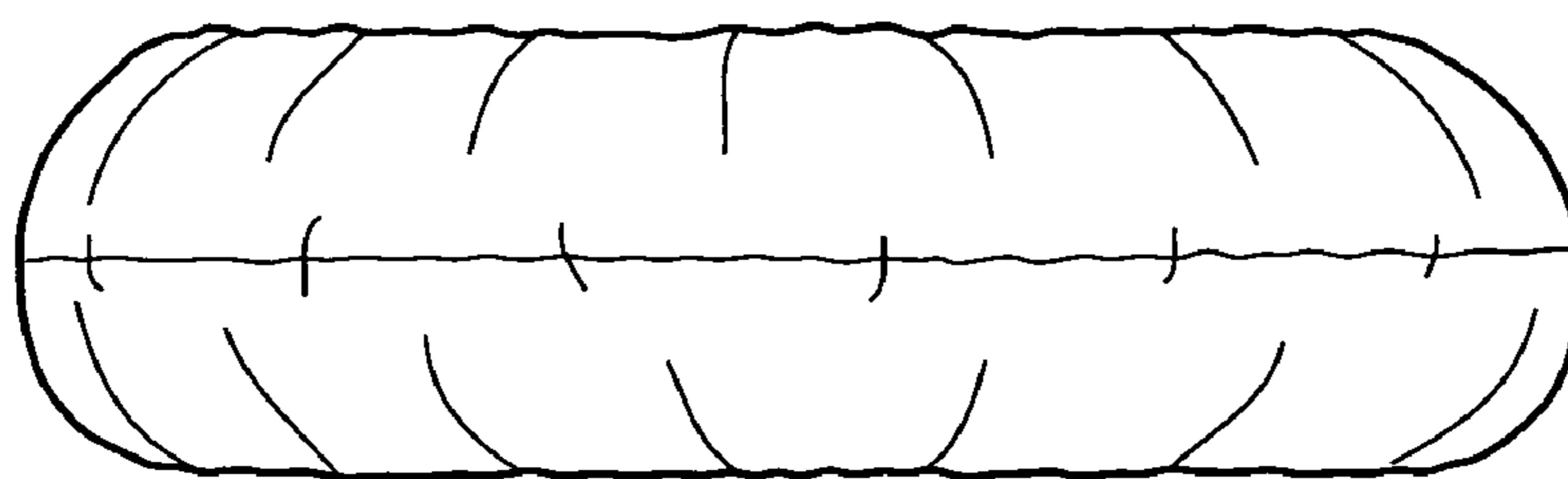
*FIG. 2*



*FIG. 3*



*FIG. 4*



*FIG. 5*