

US00D622040S

(12) **United States Design Patent**  
**Loverin**

(10) **Patent No.:** **US D622,040 S**

(45) **Date of Patent:** **\*\* Aug. 24, 2010**

(54) **INFANT SHOE**

(75) **Inventor:** **Marc R. Loverin**, Scituate, MA (US)

(73) **Assignee:** **The Stride Rite Corporation**,  
Lexington, MA (US)

(\*\*) **Term:** **14 Years**

(21) **Appl. No.:** **29/335,223**

(22) **Filed:** **Apr. 10, 2009**

**Related U.S. Application Data**

(63) Continuation of application No. 29/317,476, filed on  
Apr. 30, 2008, now Pat. No. Des. 597,284.

(51) **LOC (9) Cl.** ..... **02-04**

(52) **U.S. Cl.** ..... **D2/901**

(58) **Field of Classification Search** ..... D2/896-898,  
D2/900-902, 946, 952, 969; 36/45, 77 R,  
36/50.1, 83, 88, 113, 114, 126-130  
See application file for complete search history.

(56) **References Cited**

**U.S. PATENT DOCUMENTS**

1,123,245	A *	1/1915	Onebrough	.....	36/19 A
2,619,744	A	12/1952	Mattes		
2,677,903	A	5/1954	Gaquin		
3,142,911	A	8/1964	Waters		
D204,053	S *	3/1966	Mason	.....	D2/900
3,349,505	A	10/1967	Lopez		
3,500,561	A	3/1970	Epstein		
3,681,860	A	8/1972	Bidegain		
3,728,803	A	4/1973	Hirasawa et al.		
D238,122	S *	12/1975	Cohen	.....	D2/900
D272,961	S *	3/1984	Clarvit	.....	D2/900
D272,962	S *	3/1984	Clarvit	.....	D2/900
D274,290	S *	6/1984	Migdown	.....	D2/900
D274,291	S *	6/1984	Migdown	.....	D2/900

4,757,620	A	7/1988	Tiitola
D429,408	S	8/2000	Gillespie
D429,409	S	8/2000	Gillespie
D429,411	S	8/2000	Gillespie
D429,554	S	8/2000	Gillespie
6,189,239	B1	2/2001	Gasparovic et al.
D458,441	S	6/2002	Gillespie

(Continued)

*Primary Examiner*—Stella M Reid  
*Assistant Examiner*—Rashida C McCoy  
(74) *Attorney, Agent, or Firm*—Fish & Richardson P.C.

(57) **CLAIM**

The ornamental design for an infant shoe, as shown and described.

**DESCRIPTION**

FIG. 1 is a front perspective view of an infant shoe, showing my new design;

FIG. 2 is a front view of the infant shoe of FIG. 1;

FIG. 3 is a rear view of the infant shoe of FIG. 1;

FIG. 4 is a left side view of the infant shoe of FIG. 1;

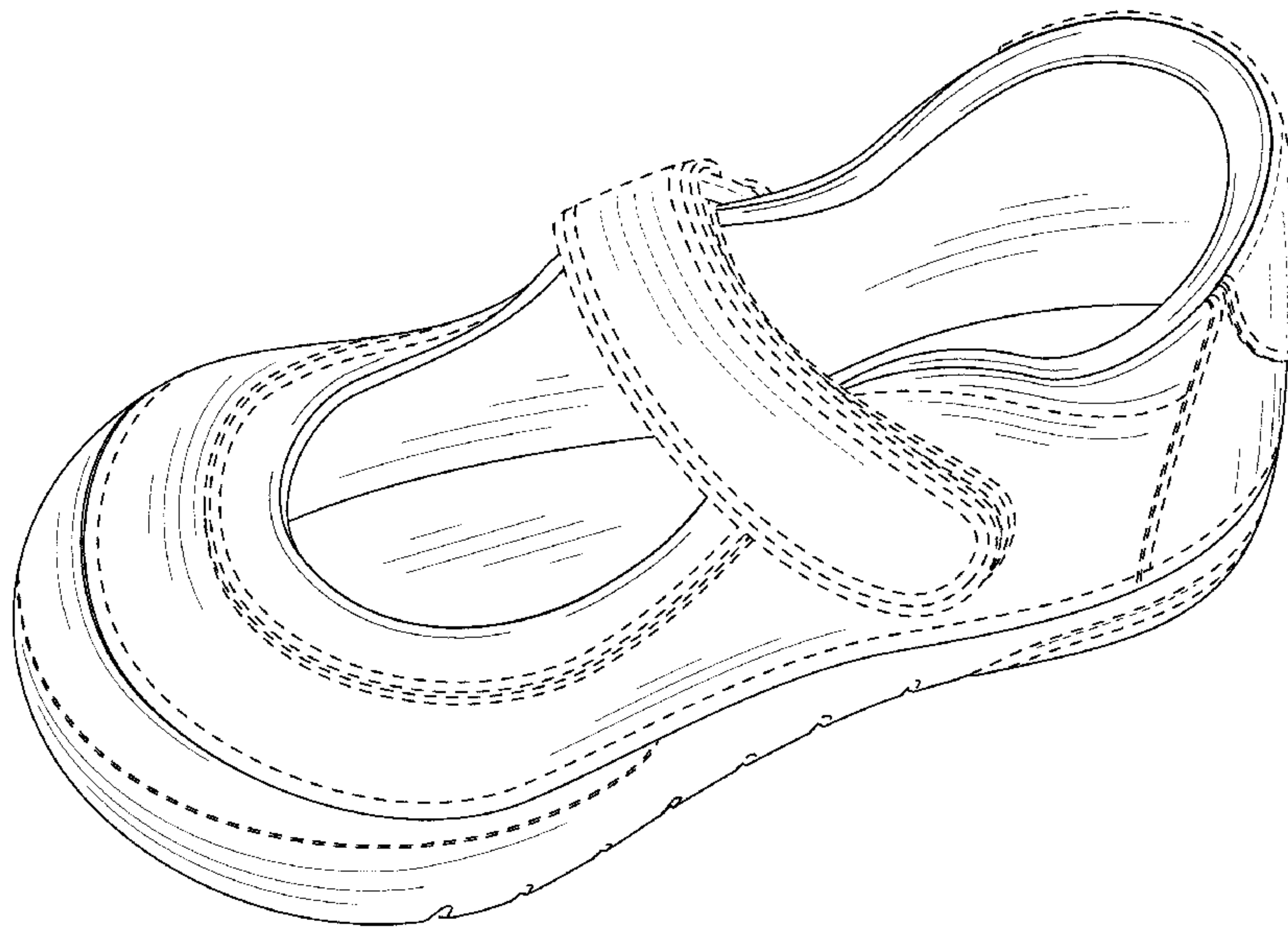
FIG. 5 is a right side view of the infant shoe of FIG. 1;

FIG. 6 is a top plan view of the infant shoe of FIG. 1; and,

FIG. 7 is a bottom plan view of the infant shoe of FIG. 1.

The drawings show the design of an infant shoe suitable for being worn on the left foot. The ornamental design also includes the mirror images of drawings, i.e., the design of an infant shoe suitable for being worn on the right foot. The elements shown in dashed lines form no part of the claimed design.

**1 Claim, 6 Drawing Sheets**



# US D622,040 S

Page 2

---

## U.S. PATENT DOCUMENTS

6,405,458	B1	6/2002	Fleshman	6,810,606	B1	11/2004	Ellis, III
6,457,976	B1	10/2002	Fleshman	6,836,978	B1	1/2005	Lauer et al.
6,516,541	B2	2/2003	Cagner	7,225,564	B1	6/2007	Gillespie
D473,697	S	4/2003	Gillespie	2002/0073580	A1	6/2002	Fleshman
6,578,290	B1	6/2003	Meynard	2002/0157279	A1	10/2002	Matsuura et al.
6,782,639	B1	8/2004	Muller	2004/0148804	A1	8/2004	Romano et al.
				2007/0294919	A1	12/2007	Evans

\* cited by examiner

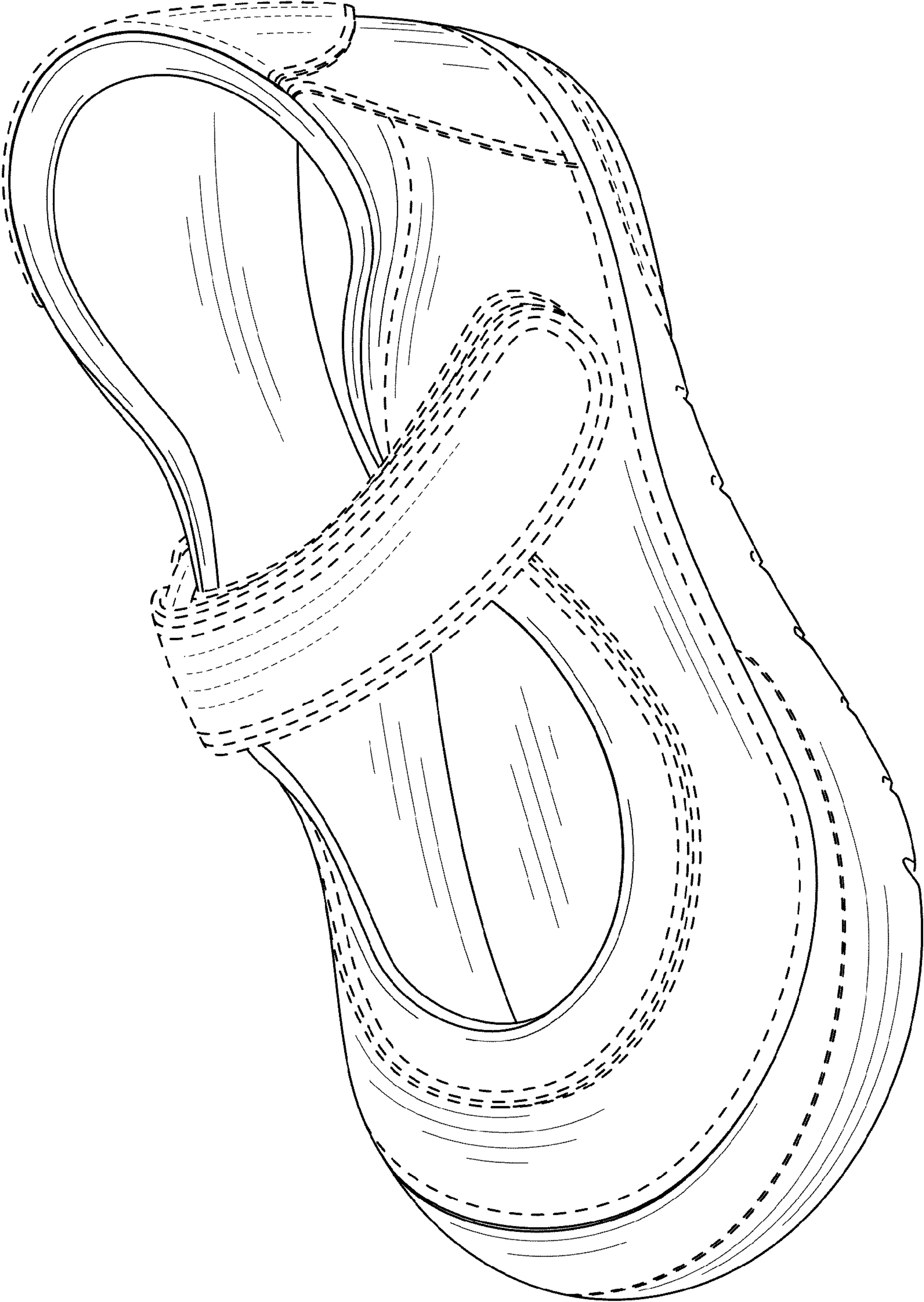


FIG. 1



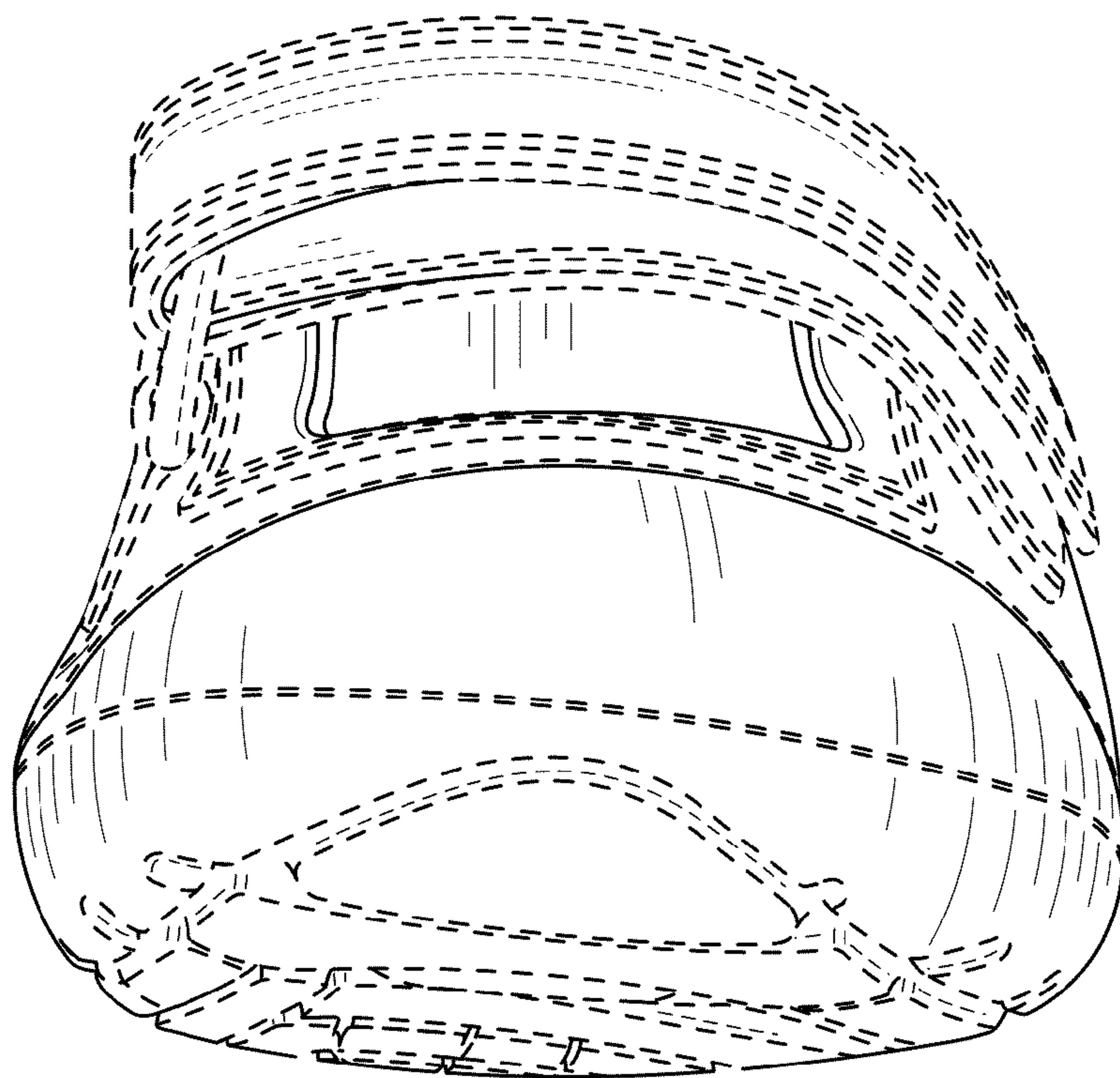


FIG. 2

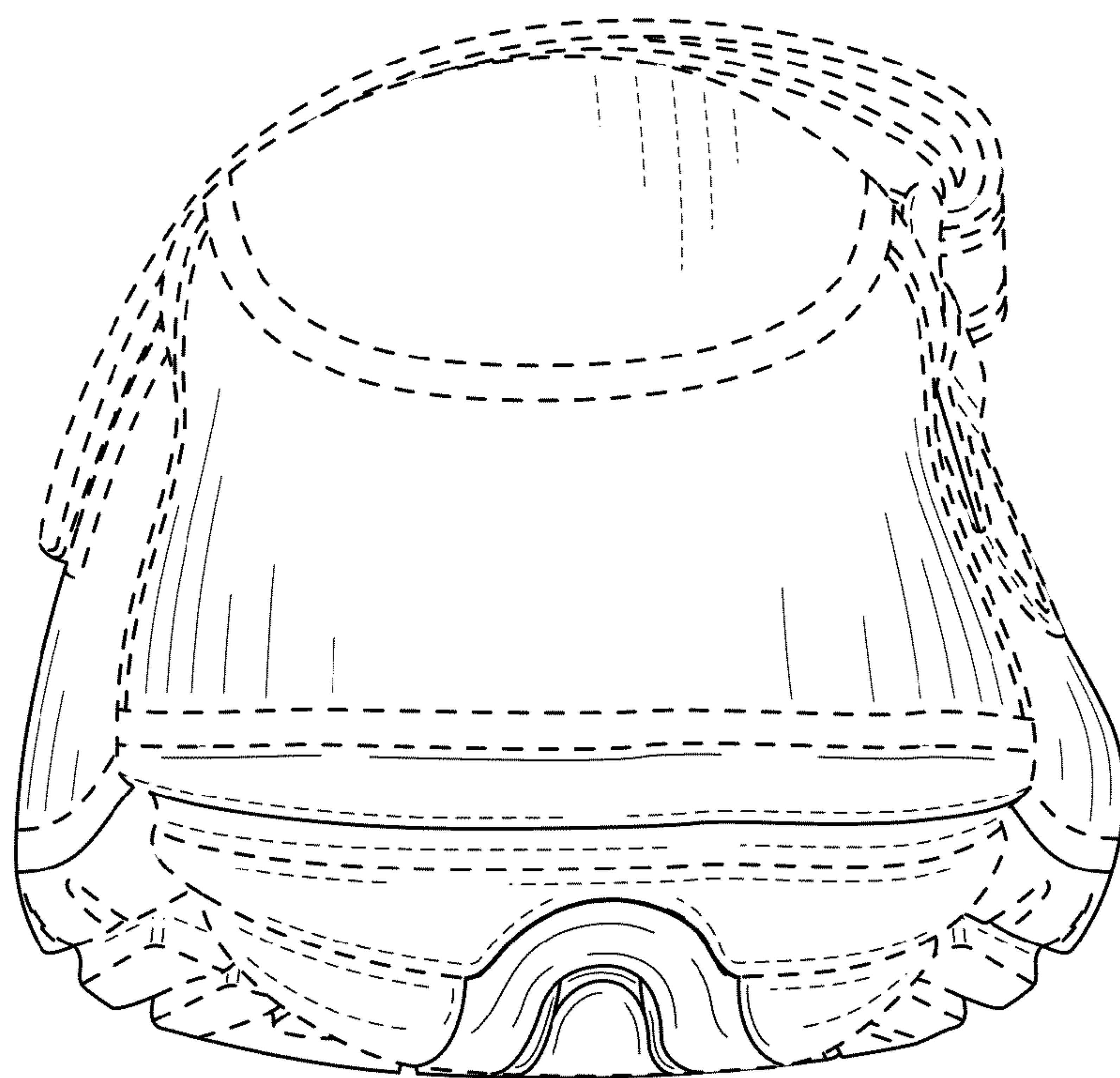


FIG. 3

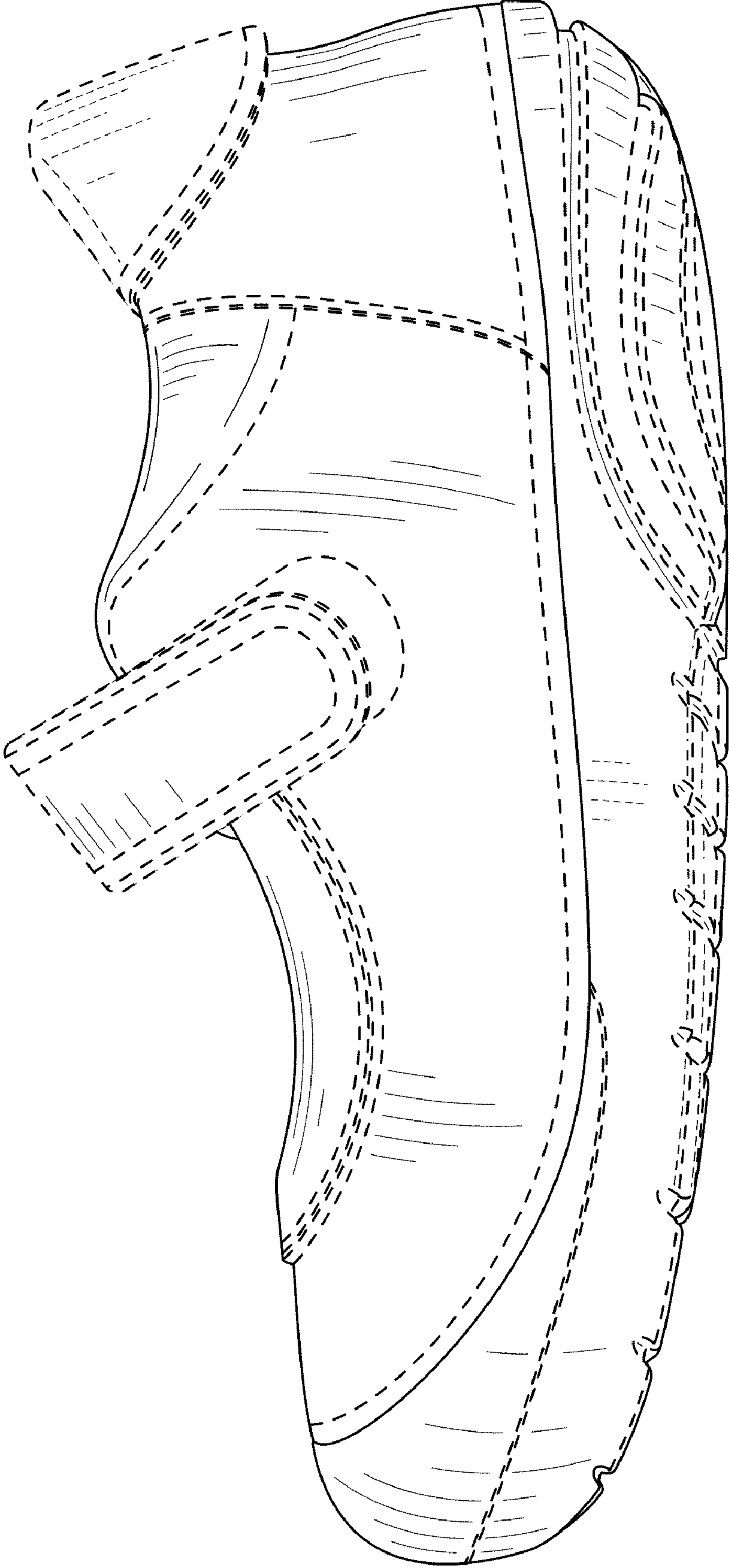


FIG. 4

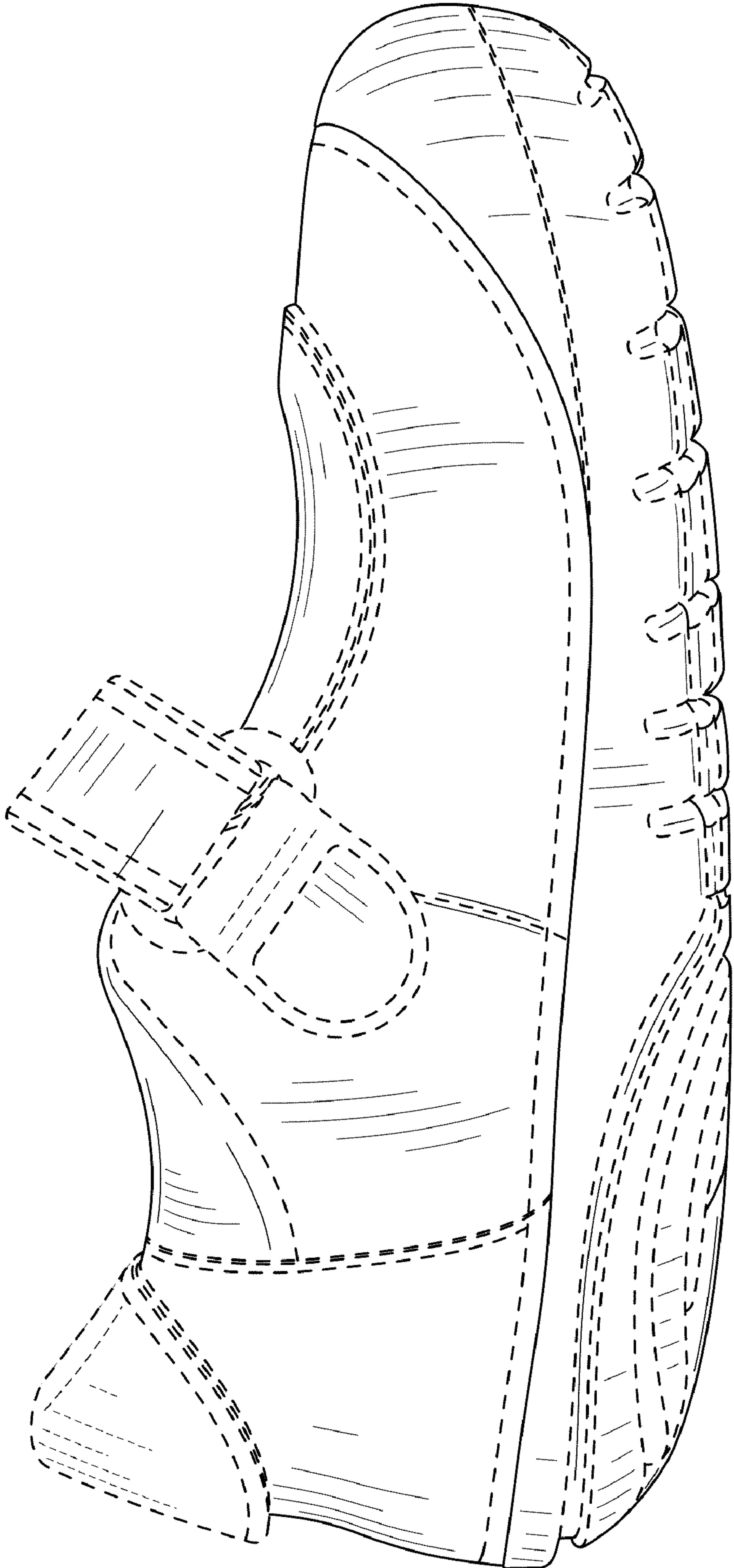


FIG. 5

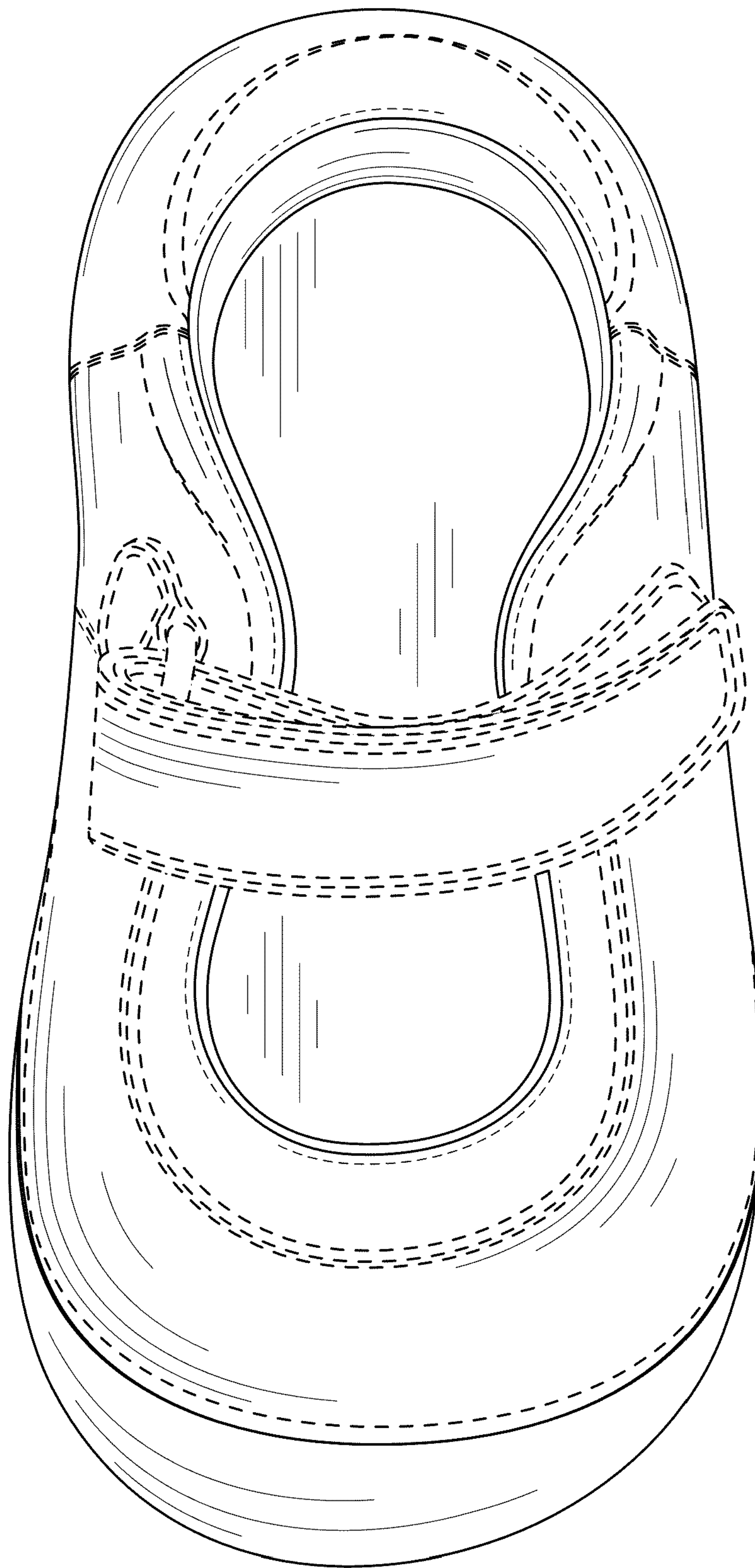


FIG. 6



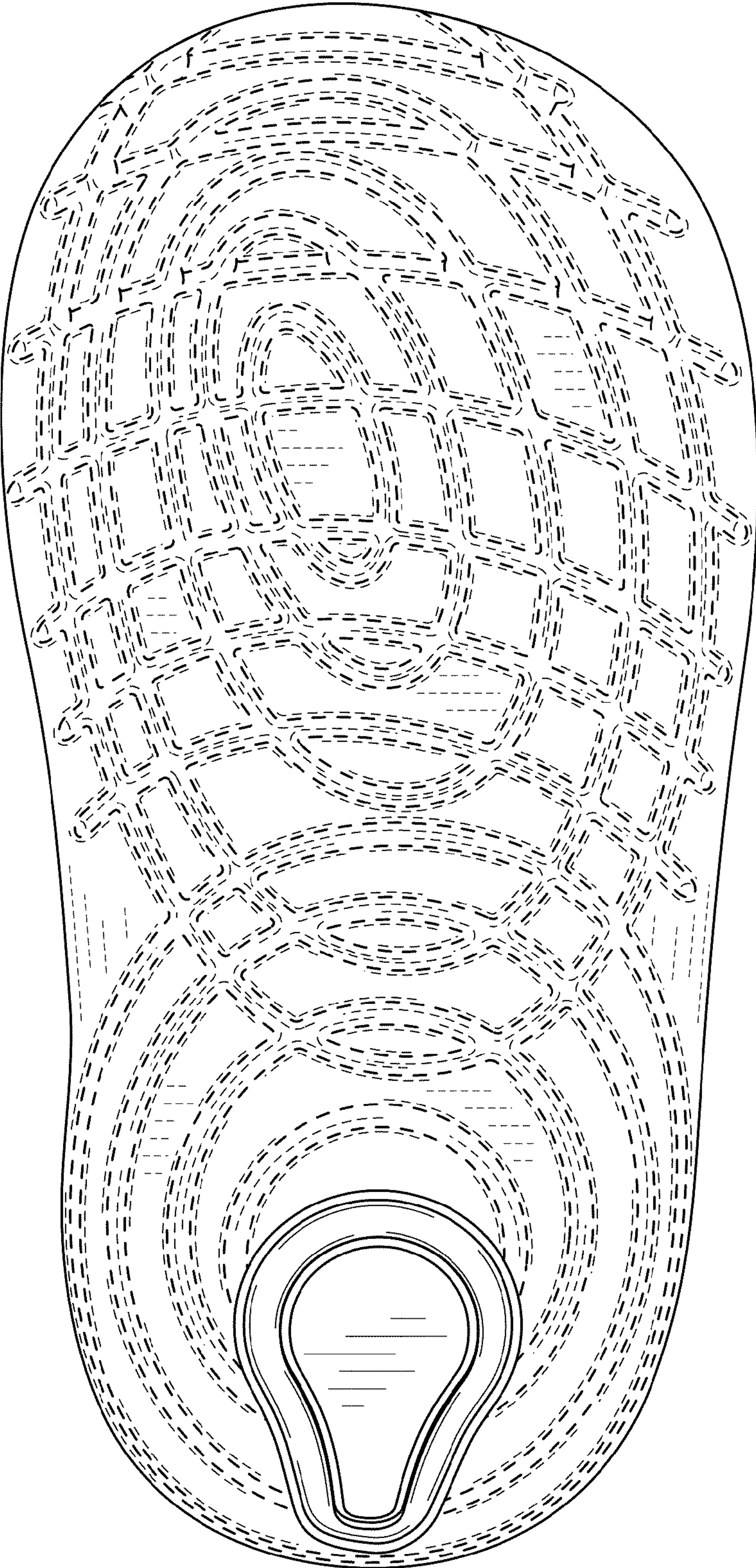


FIG. 7