



US00D622032S

(12) **United States Design Patent**  
**Lambertz**

(10) **Patent No.:** **US D622,032 S**

(45) **Date of Patent:** **\*\* Aug. 24, 2010**

(54) **SET OF AIR VENTS FOR A JACKET**

(75) Inventor: **Bodo W. Lambertz**, Pfaffikon (CH)

(73) Assignee: **X-Technology Swiss GmbH**, Wollerau (CH)

(\*\*) Term: **14 Years**

(21) Appl. No.: **29/314,151**

(22) Filed: **Mar. 6, 2009**

(30) **Foreign Application Priority Data**

Sep. 6, 2008 (EM) ..... 001004543

(51) **LOC (9) Cl.** ..... **02-02**

(52) **U.S. Cl.** ..... **D2/828; D2/853**

(58) **Field of Classification Search** ..... D2/739,  
D2/743, 750, 828, 831, 832, 839, 853; 2/84,  
2/86, 90, 93, 96, 98, 229, DIG. 1; D23/386-393,  
D23/370, 354; 454/309, 275-277, 285, 287-289  
See application file for complete search history.

(56) **References Cited**

**U.S. PATENT DOCUMENTS**

D101,915 S	*	11/1936	Zuckerman	.....	D2/832
D179,140 S	*	11/1956	Kiesner	.....	D23/392
6,163,883 A	*	12/2000	Hong	.....	2/69
D492,319 S	*	6/2004	Knetsch et al.	.....	D14/445
D530,654 S	*	10/2006	Gaines et al.	.....	D12/181
D550,338 S	*	9/2007	Harrod et al.	.....	D23/329
D594,964 S	*	6/2009	Miyake et al.	.....	D23/393

2006/0240764 A1\* 10/2006 Pierce et al. .... 454/329

\* cited by examiner

*Primary Examiner*—Ian Simmons

*Assistant Examiner*—R. Johnson

(74) *Attorney, Agent, or Firm*—Olson & Cepuritis, Ltd.

(57) **CLAIM**

The ornamental design for set of air vents for a jacket, as shown and described.

**DESCRIPTION**

FIG. 1 is a front elevational view of the set of air vents for a jacket (the jacket shown in broken lines is shown for illustrative purposes only and forms no part of the claimed design);

FIG. 2 is an enlarged front elevational view of the right-side air vent removed from the jacket of FIG. 1, for ease of illustration;

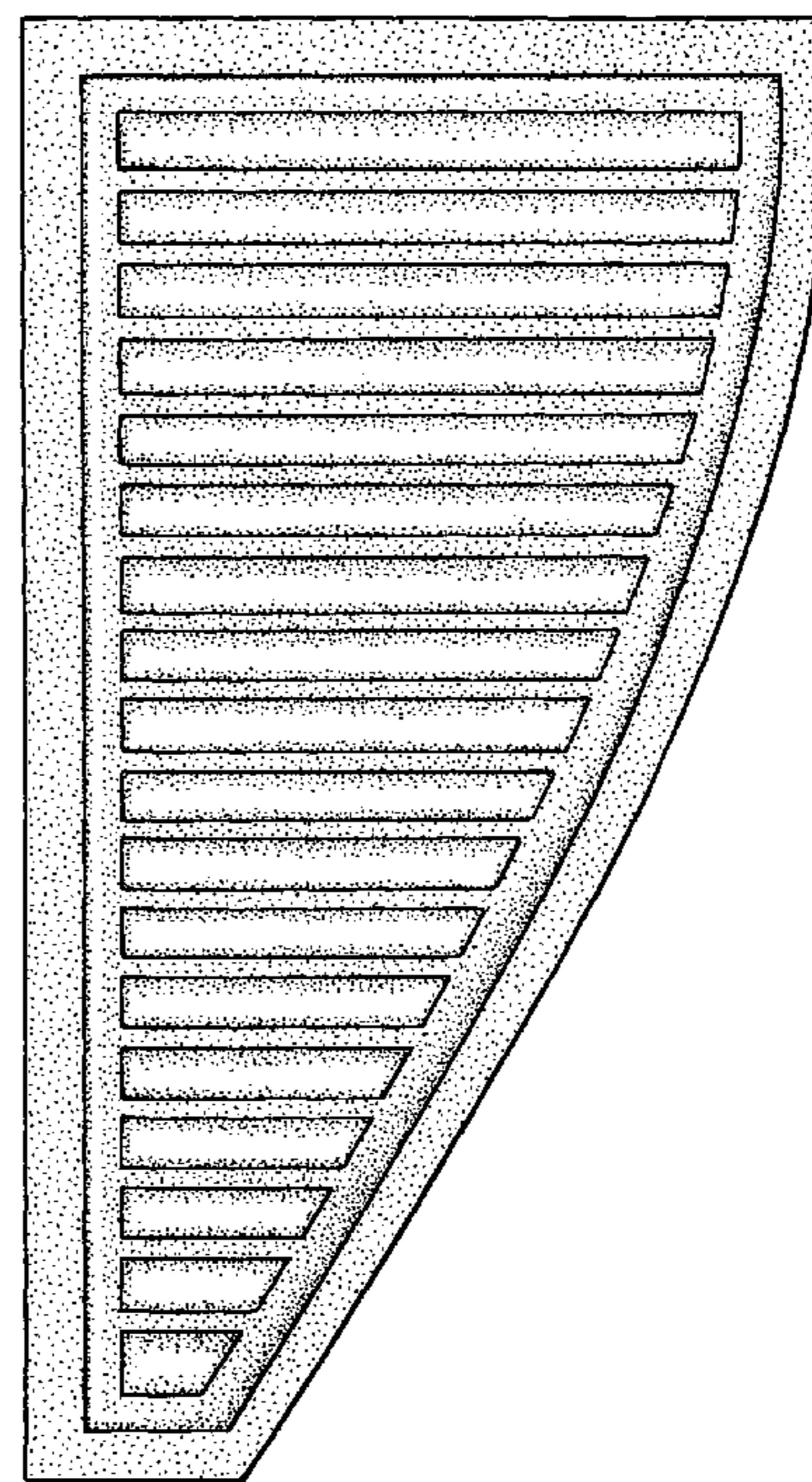
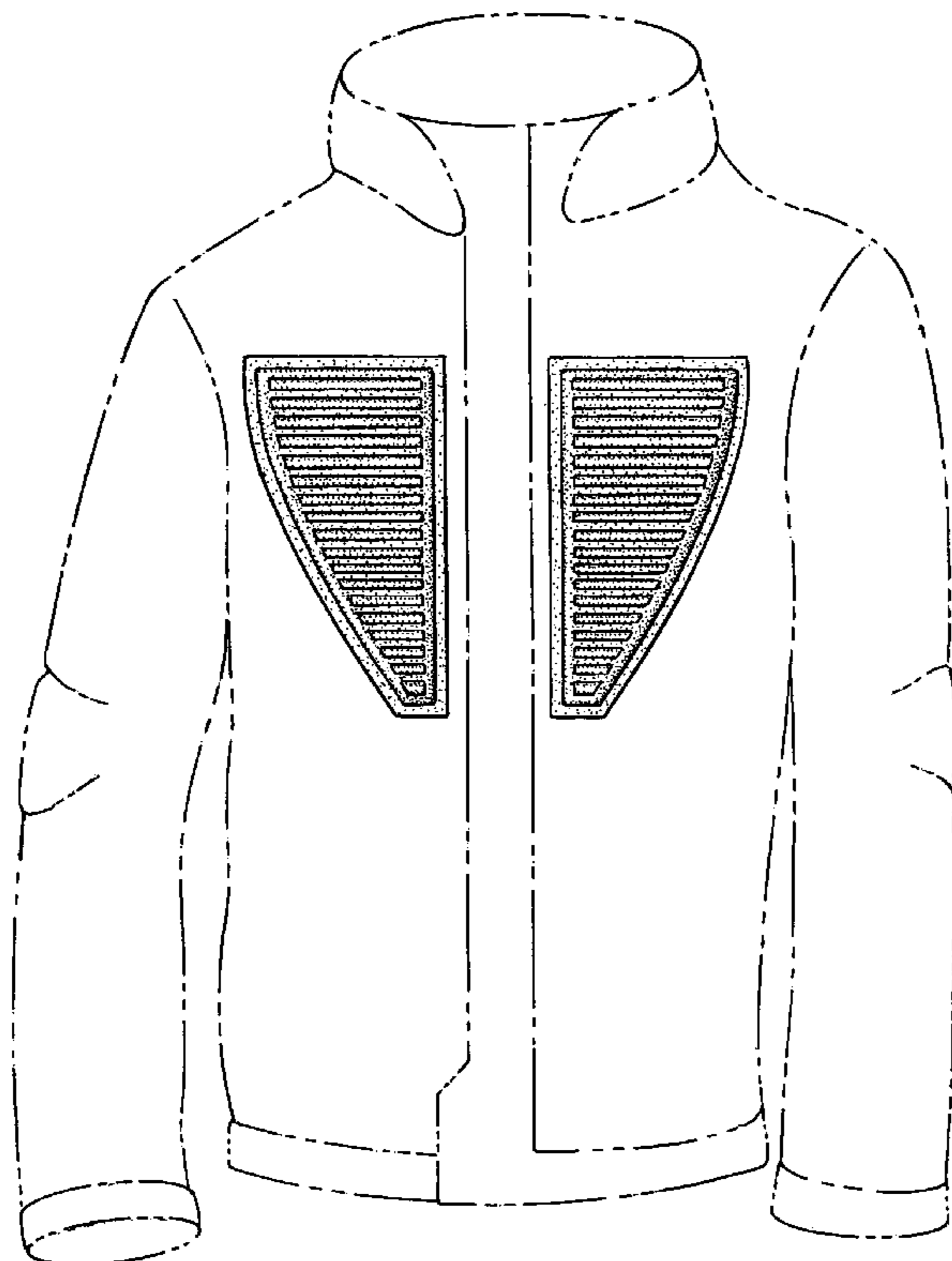
FIG. 3 is an enlarged top plan view of the right-side air vent removed from the jacket of FIG. 1, for ease of illustration;

FIG. 4 is an enlarged side elevational view of the right-side air vent removed from the jacket of FIG. 1, for ease of illustration;

FIG. 5 is an enlarged opposite side elevational view of the right-side air vent removed from the jacket of FIG. 1, for ease of illustration; and,

FIG. 6 is an enlarged bottom plan view of the right-side air vent removed from the jacket of FIG. 1, for ease of illustration.

**1 Claim, 2 Drawing Sheets**



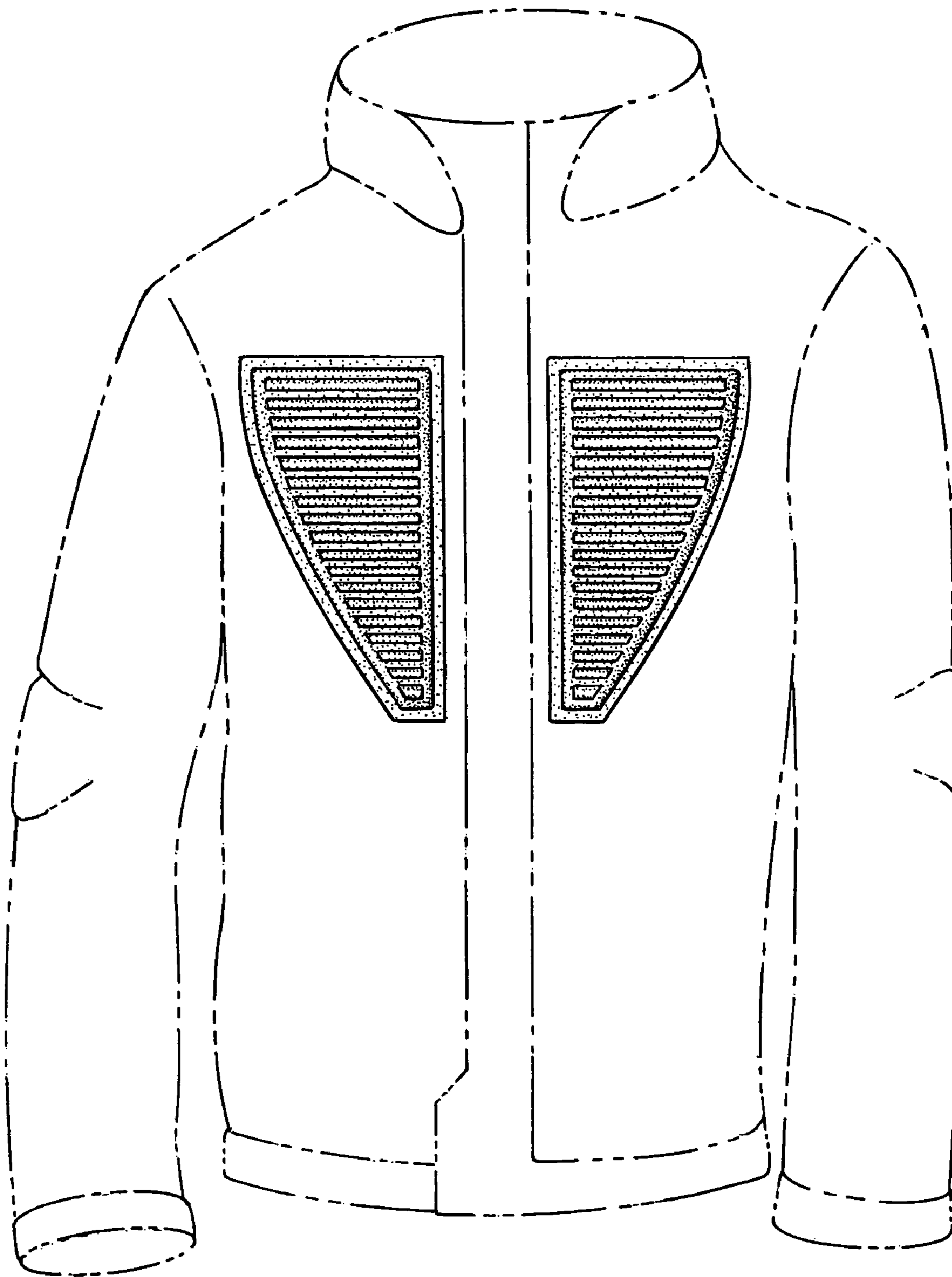


FIG. 1

FIG.3




FIG.4



FIG.2

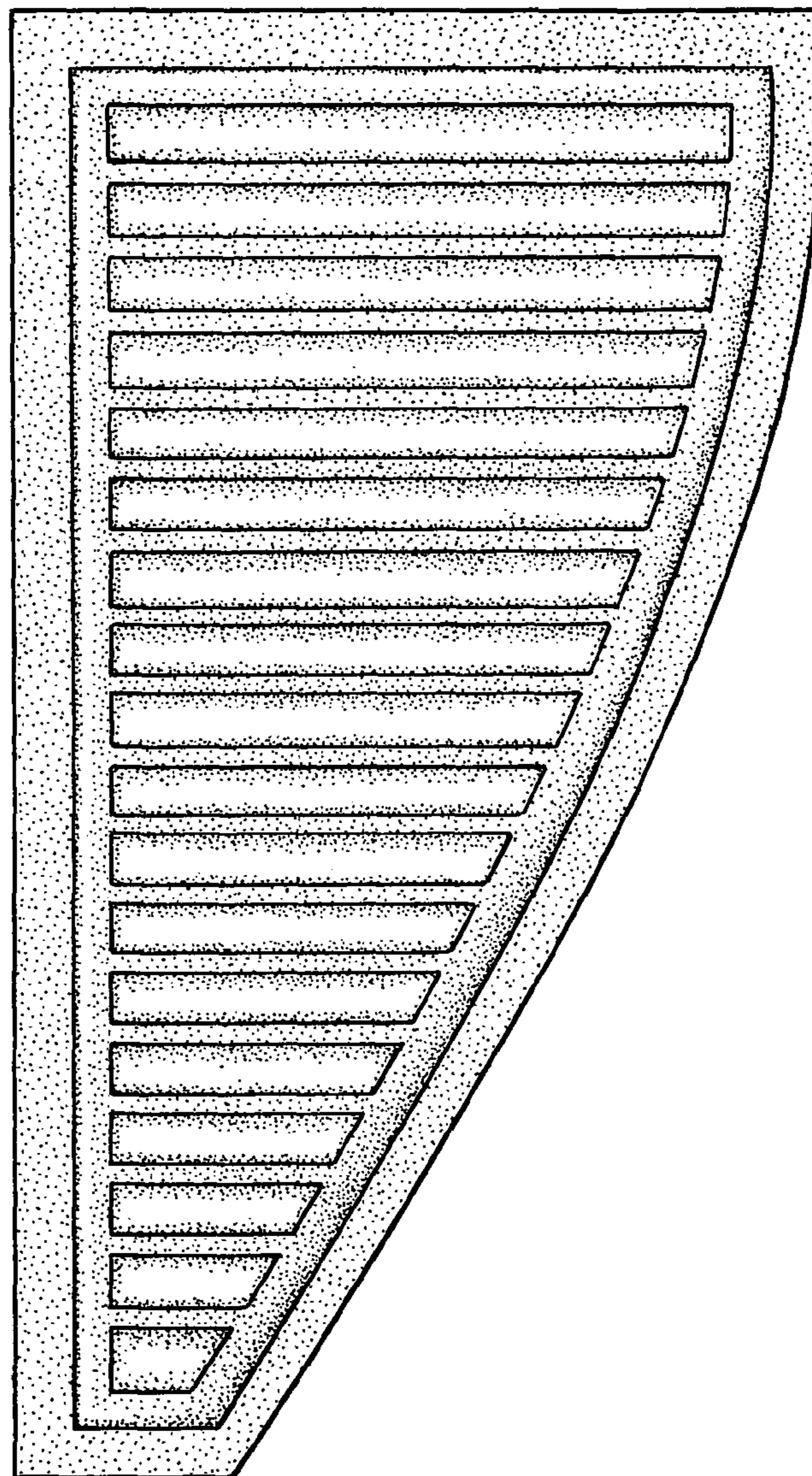


FIG.5



FIG.6

