



US00D622019S

(12) **United States Design Patent**
Weaver et al.

(10) **Patent No.:** **US D622,019 S**

(45) **Date of Patent:** **** Aug. 17, 2010**

(54) **CLEANING DEVICE**

(75) Inventors: **Jace A. Weaver**, Gilbertsville, PA (US);
Ryan Sheckels, Marlton, NJ (US); **Sean E. Monahan**, Franklinville, NJ (US);
Michael A. Schiavo, Mt. Ephraim, NJ (US)

(73) Assignee: **Quickie Manufacturing Corporation**,
Cinnaminson, NJ (US)

(**) Term: **14 Years**

(21) Appl. No.: **29/357,350**

(22) Filed: **Mar. 11, 2010**

(51) **LOC (9) Cl.** **04-01**

(52) **U.S. Cl.** **D32/51**

(58) **Field of Classification Search** D32/35,
D32/40, 50-52; D4/199; 15/104.94, 119.1,
15/150, 209.1, 223-224, 228, 231, 244.1,
15/244.4, 229.1, 229.9, 119.2, 147.1; 401/132,
401/138-140

See application file for complete search history.

(56) **References Cited**

U.S. PATENT DOCUMENTS

2,500,841	A *	3/1950	Fellman et al.	15/231
2,883,689	A *	4/1959	Vosbikian et al.	15/119.2
3,085,271	A	4/1963	Janssen	
D231,512	S *	4/1974	Zemke	D32/50
4,845,800	A	7/1989	Pederson	
4,881,290	A	11/1989	Bohacek	
5,161,279	A	11/1992	Sager et al.	
D368,561	S *	4/1996	Hodges et al.	D32/50
5,864,914	A	2/1999	Salmon	
5,943,727	A	8/1999	Freer	

5,970,567	A	10/1999	Hirse	
6,061,864	A	5/2000	Ensson	
6,389,635	B1 *	5/2002	Petner et al.	15/119.2
6,591,442	B2	7/2003	Kaminstein	
6,976,282	B2	12/2005	Sie	
D579,165	S	10/2008	Handy et al.	
D614,371	S *	4/2010	Blom	D32/51
2006/0085935	A1	4/2006	White, III	
2008/0222825	A1	9/2008	Sampaio	
2008/0244846	A1 *	10/2008	Bayon et al.	15/104.94

* cited by examiner

Primary Examiner—T. Chase Nelson

(74) *Attorney, Agent, or Firm*—Wildman, Harrold, Allen & Dixon LLP

(57) **CLAIM**

We claim the ornamental design for a cleaning device, as shown and described.

DESCRIPTION

FIG. 1 is a top front perspective view of a cleaning device and an exemplary environment.

FIG. 2 is a top front perspective view of the cleaning device shown in FIG. 1.

FIG. 3 is a top view of the cleaning device shown in FIG. 1.

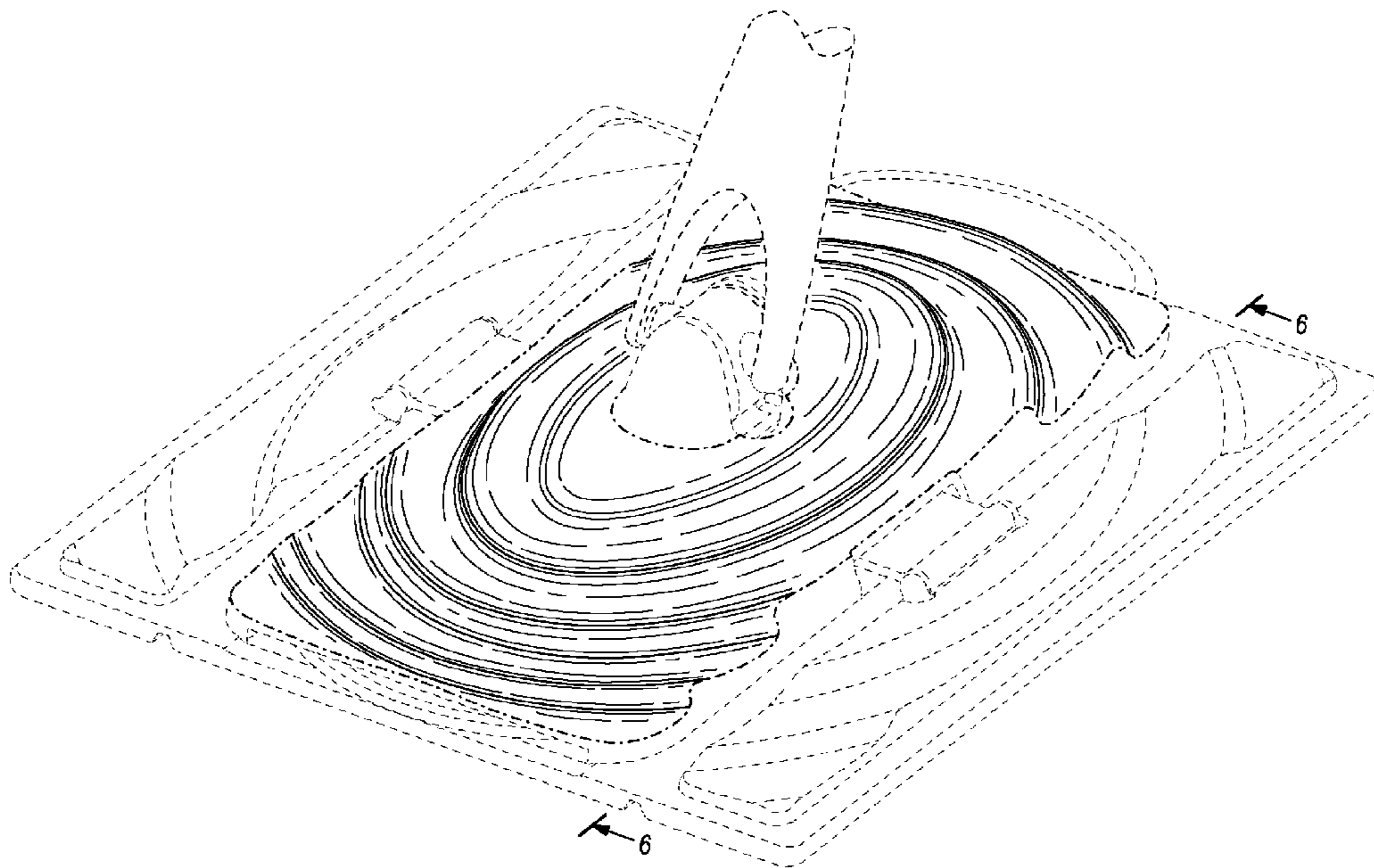
FIG. 4 is a front view of the cleaning device shown in FIG. 1.

FIG. 5 is a rear view of the cleaning device shown in FIG. 1; and,

FIG. 6 is a left side view of the cleaning device shown in FIG. 1 as viewed from plane 6—6 in FIG. 2.

The portions of the cleaning device and environment shown in broken lines are for illustrative purposes only and form no part of the claimed design.

1 Claim, 6 Drawing Sheets



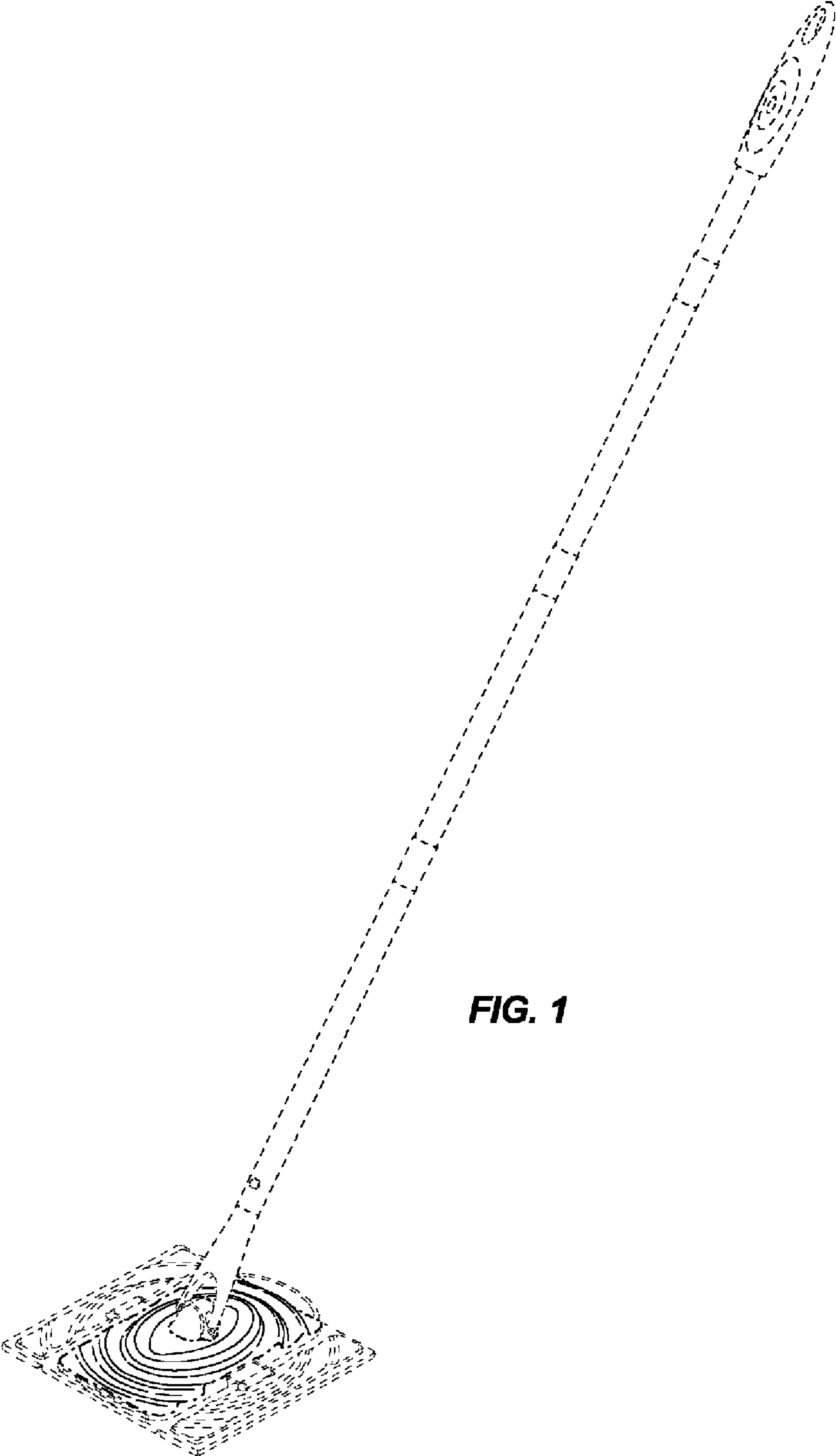


FIG. 1

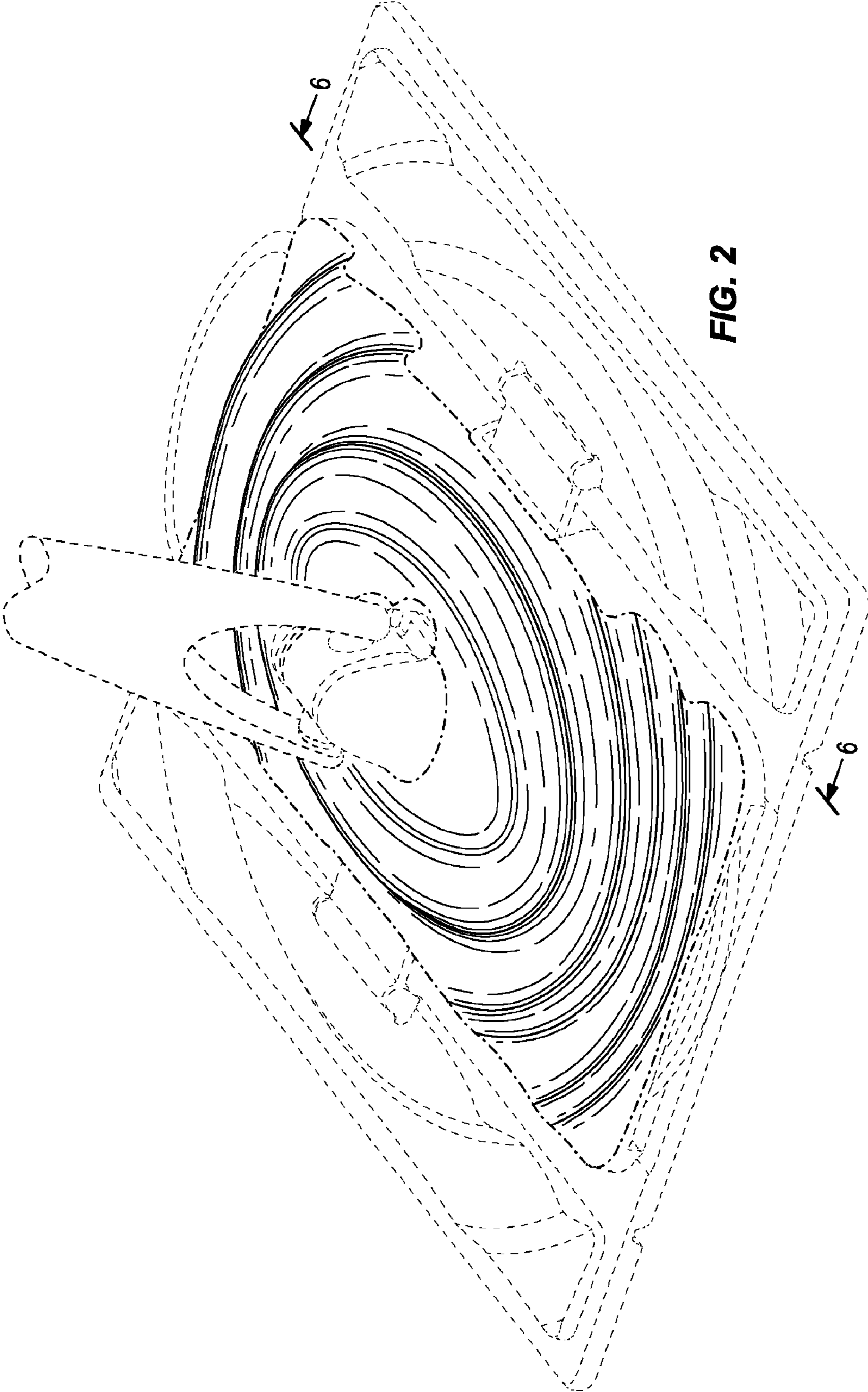


FIG. 2

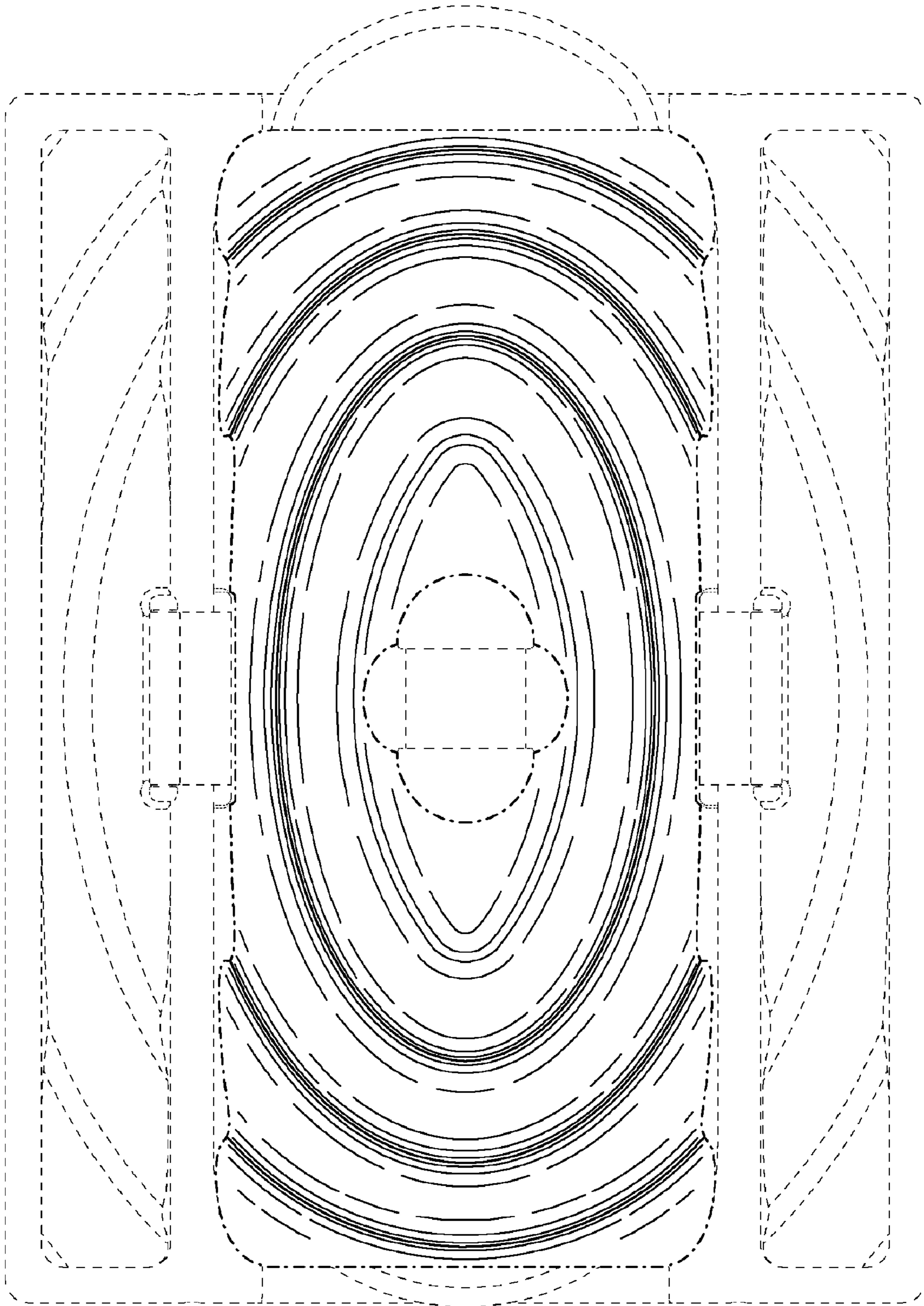


FIG. 3

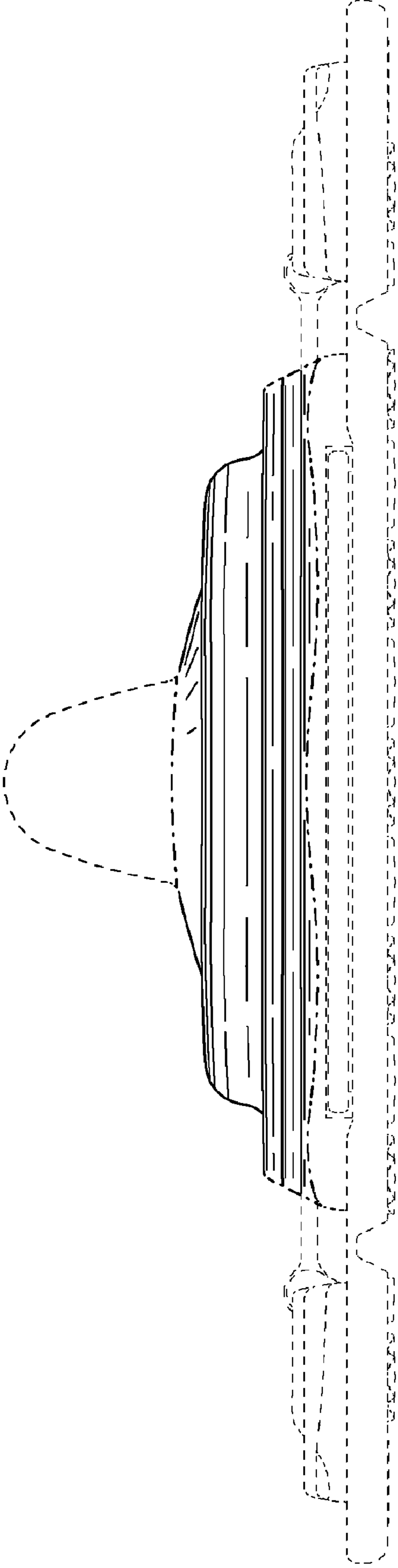


FIG. 4

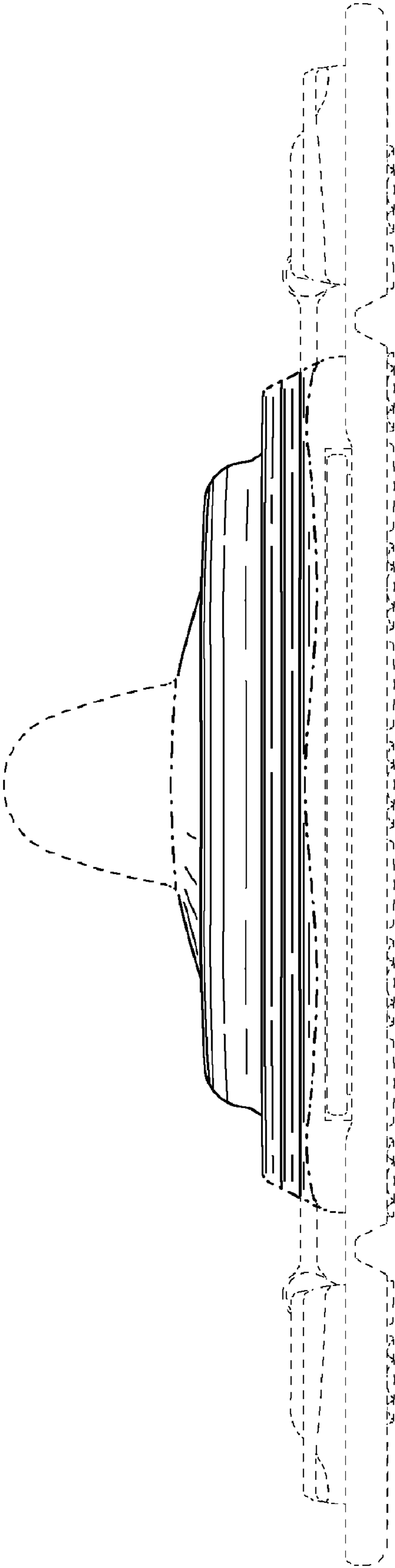


FIG. 5

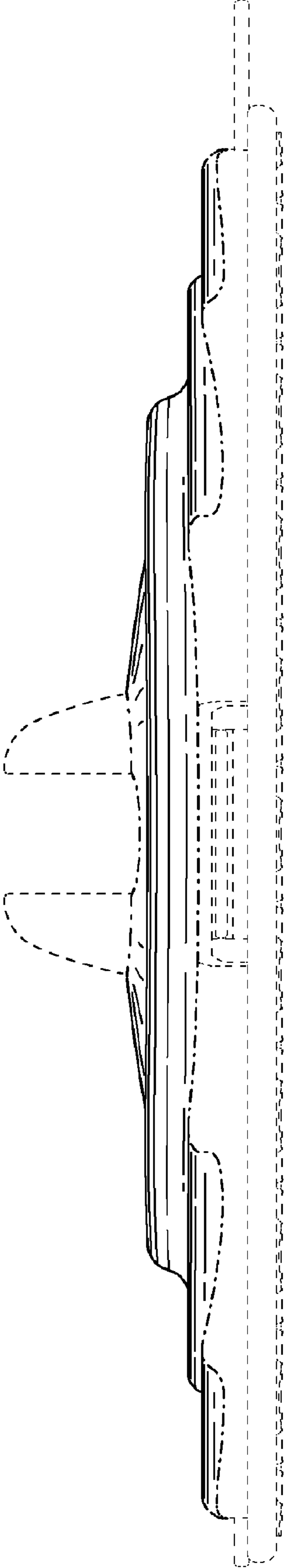


FIG. 6