



US00D622017S

(12) **United States Design Patent**
Murphy, Jr.

(10) **Patent No.:** **US D622,017 S**

(45) **Date of Patent:** **** Aug. 17, 2010**

(54) **TOILET BOWL CLEANER**

(76) Inventor: **H. Stetser Murphy, Jr.**, 1525 G Terrell
Mill Pl., Marietta, GA (US) 30067

(**) Term: **14 Years**

(21) Appl. No.: **29/291,812**

(22) Filed: **Sep. 14, 2007**

Related U.S. Application Data

(63) Continuation-in-part of application No. 29/271,169,
filed on Jan. 11, 2007, now Pat. No. Des. 556,406.

(51) **LOC (9) Cl.** **04-01**

(52) **U.S. Cl.** **D32/40**

(58) **Field of Classification Search** D32/35,
D32/40, 46, 50, 51; 15/111, 116.2, 117,
15/118, 160, 208, 209.1, 210.1, 244.1, 228
See application file for complete search history.

(56) **References Cited**

U.S. PATENT DOCUMENTS

D160,415 S	10/1950	Moser	
2,610,347 A	9/1952	Kleiner	
D236,073 S	7/1975	Monagle	
D247,212 S	2/1978	Welch	
4,457,038 A	7/1984	Hammond	
4,466,152 A	8/1984	Moss et al.	
4,642,836 A	2/1987	Bokmiller	
4,663,796 A	5/1987	Helling et al.	
4,852,201 A	8/1989	Wundrock et al.	
5,435,040 A	7/1995	McClure	
5,471,697 A	12/1995	Daconta	
5,592,713 A	1/1997	Rones	
5,630,243 A	5/1997	Federico et al.	
D381,771 S *	7/1997	Chern D32/40
5,706,543 A	1/1998	Lalevee	
5,799,357 A	9/1998	Taylor	
D400,328 S	10/1998	Zemel	
D406,426 S	3/1999	Henrie	
5,878,459 A	3/1999	McParland	
5,941,379 A	8/1999	Barardo	
5,953,784 A	9/1999	Suzuki et al.	

6,134,738 A	10/2000	Weber et al.
D449,910 S	10/2001	Hendricks
6,295,688 B1	10/2001	Sayles et al.
6,438,784 B1	8/2002	Yu
D511,872 S	11/2005	Vitantonio et al.

(Continued)

FOREIGN PATENT DOCUMENTS

EP 0313495 A1 4/1989

Primary Examiner—Nanda Bondade

(74) *Attorney, Agent, or Firm*—Woodcock Washburn LLP

(57) **CLAIM**

The ornamental design for a toilet bowl cleaner, as shown and described.

DESCRIPTION

FIG. 1 is a front perspective view of a preferred embodiment of a toilet bowl cleaner.

FIG. 2 is a top view of a preferred embodiment of a toilet bowl cleaner.

FIG. 3 is a left side view of a preferred embodiment of a toilet bowl cleaner.

FIG. 4 is a front view of a preferred embodiment of a toilet bowl cleaner.

FIG. 5 is a bottom view of a preferred embodiment of a toilet bowl cleaner.

FIG. 6 is a right side view of a preferred embodiment of a toilet bowl cleaner; and,

FIG. 7 is a back view of a preferred embodiment of a toilet bowl cleaner.

1 Claim, 3 Drawing Sheets



US D622,017 S

Page 2

U.S. PATENT DOCUMENTS

D513,444 S	1/2006	Vitantonio et al.	2002/0120993 A1	9/2002	Busha
7,044,299 B2	5/2006	Nagoya	2004/0019996 A1	2/2004	Singer
2001/0052353 A1	12/2001	Brumlik	2004/0107976 A1	6/2004	Lawson et al.
2002/0054784 A1	5/2002	Wolf	2004/0117933 A1	6/2004	Tubman
			2004/0221410 A1	11/2004	Padula

* cited by examiner




Fig. 1

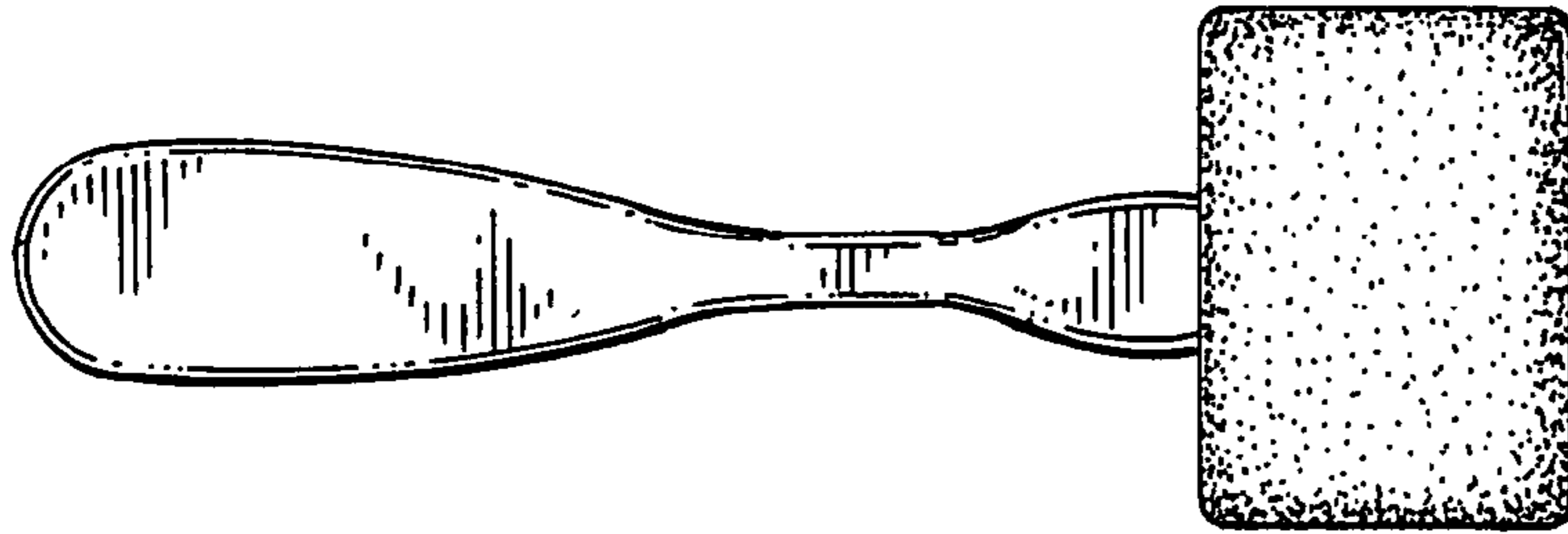


Fig. 2

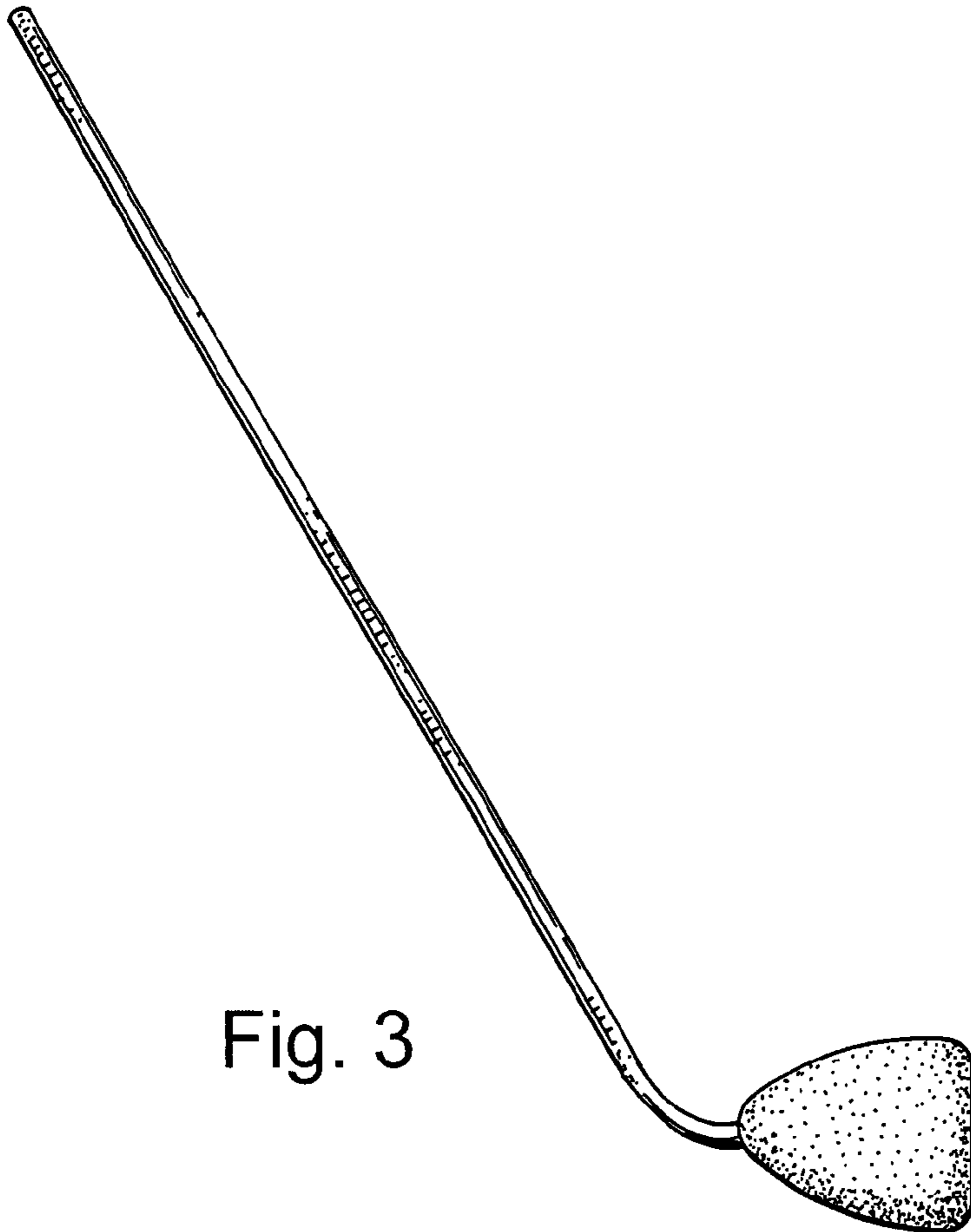


Fig. 3

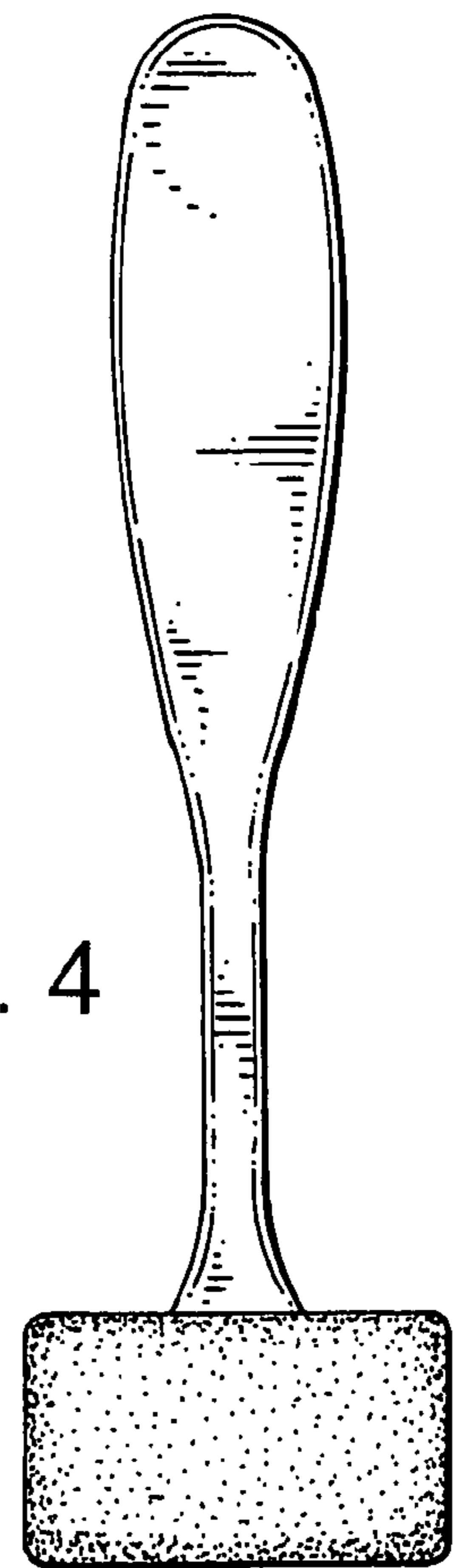


Fig. 4

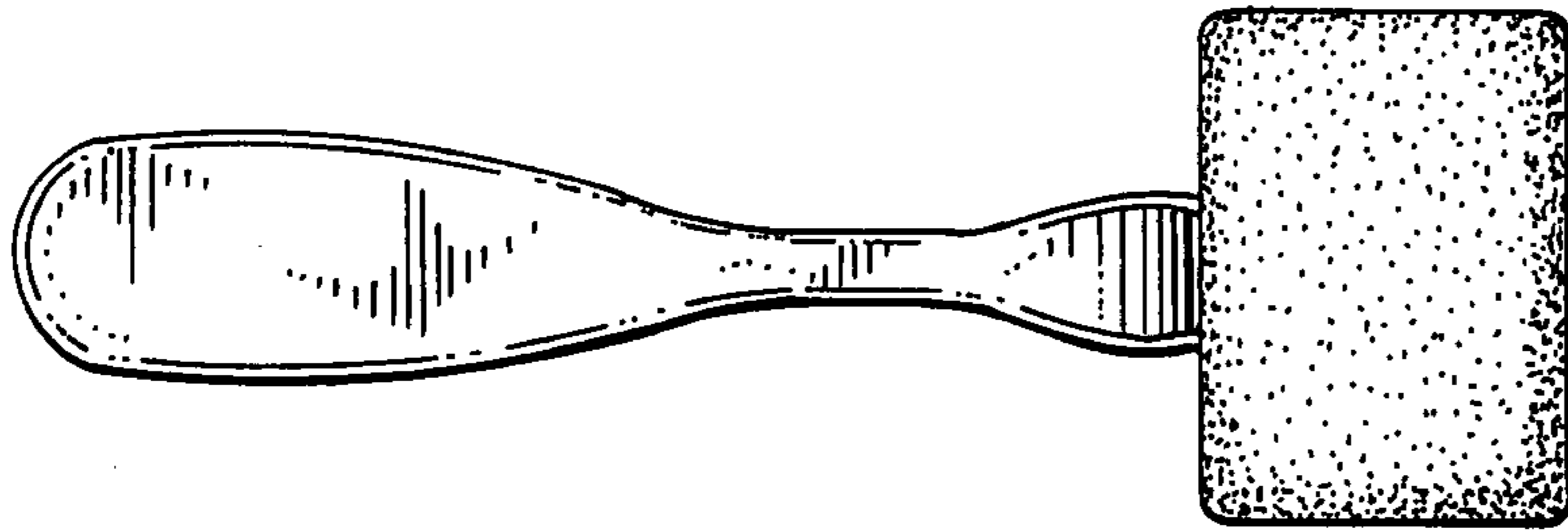


Fig. 5

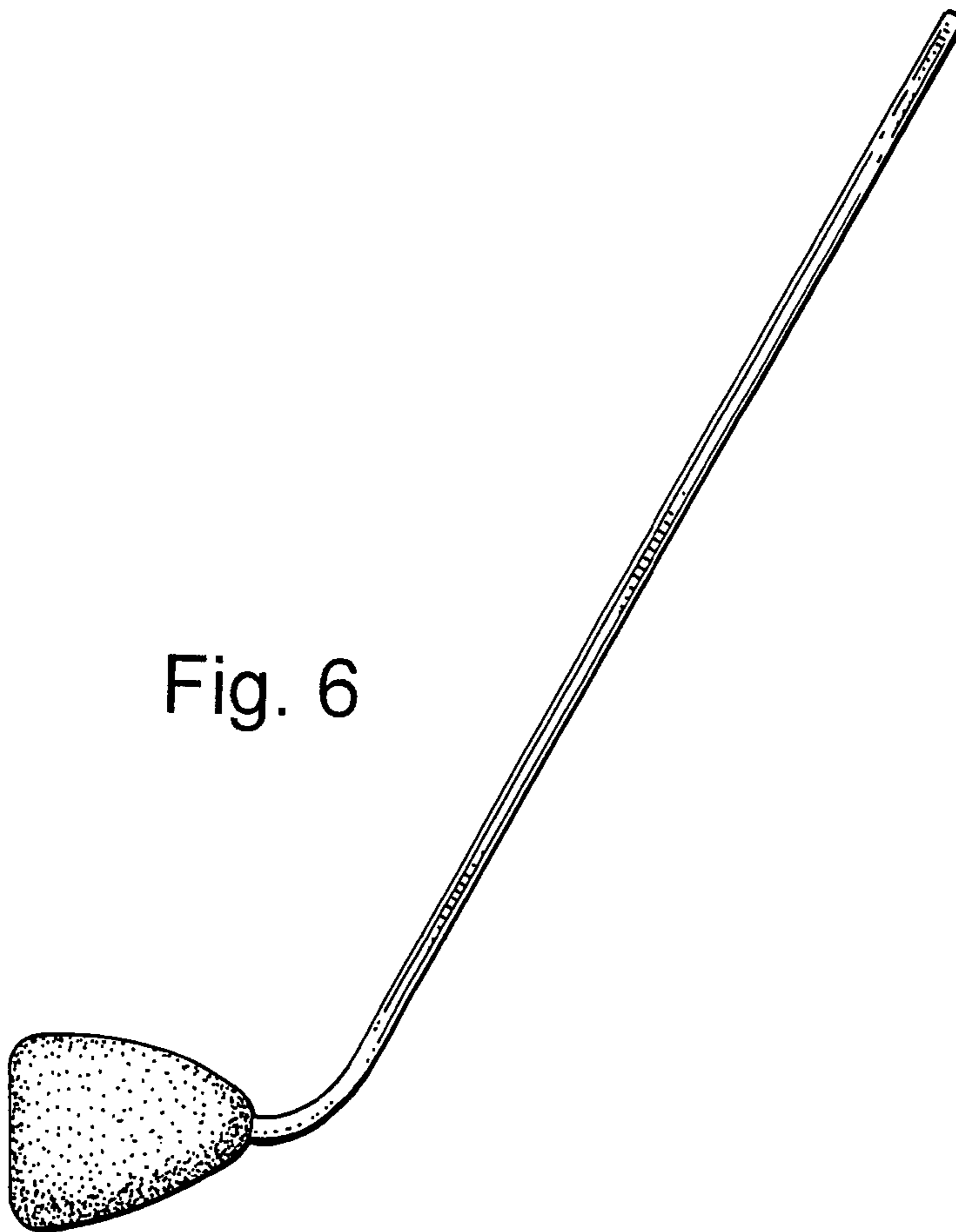


Fig. 6

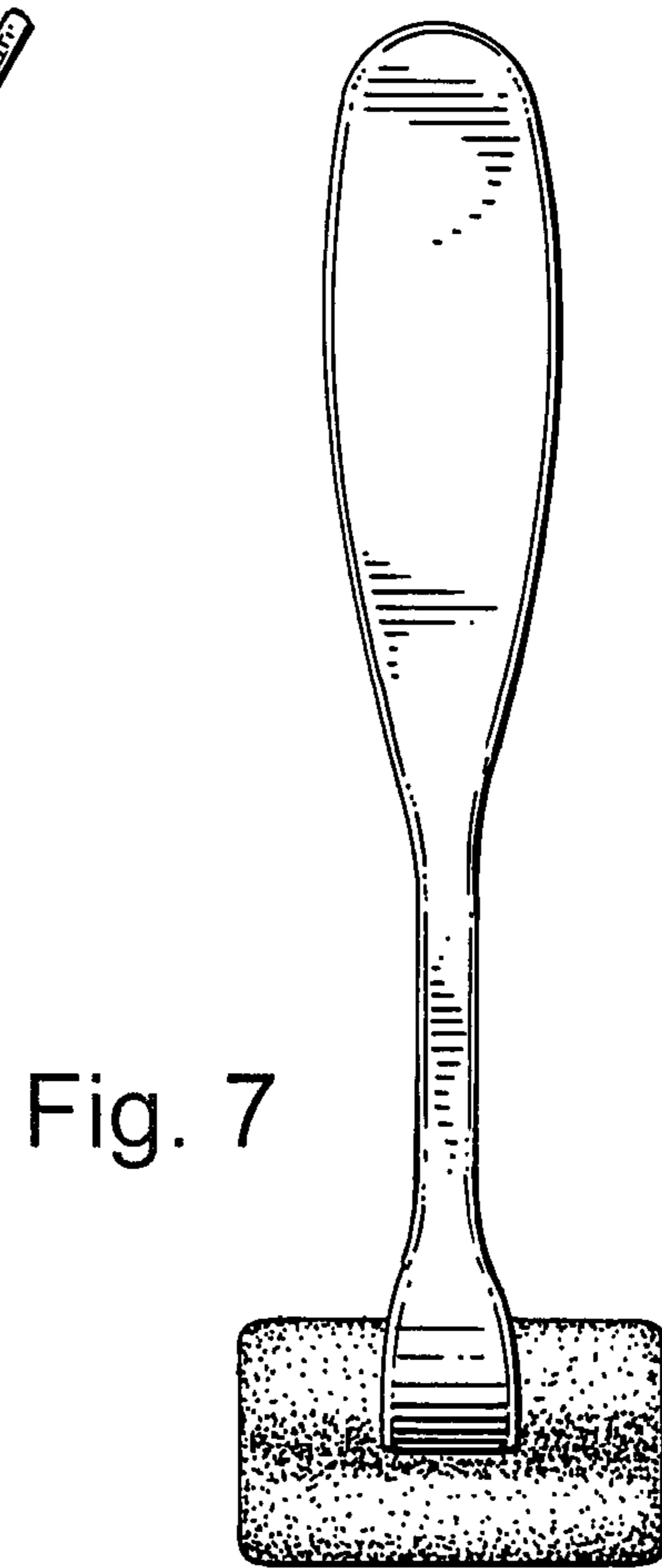


Fig. 7