



US00D622004S

(12) **United States Design Patent**  
**Umezu et al.**

(10) **Patent No.:** **US D622,004 S**

(45) **Date of Patent:** **\*\* \*Aug. 17, 2010**

(54) **CLIP FOR A WIG**

(75) Inventors: **Kazuhiro Umezu**, Tokyo (JP); **Yoshimi Sasaki**, Tokyo (JP); **Tetsuhiro Matsuda**, Tokyo (JP)

(73) Assignee: **Aderans Co., Ltd.**, Tokyo (JP)

(\*\*) Term: **14 Years**

(21) Appl. No.: **29/248,672**

(22) Filed: **Aug. 28, 2006**

(30) **Foreign Application Priority Data**

Feb. 27, 2006 (JP) ..... 2006-004684  
Mar. 17, 2006 (JP) ..... 2006-006848

(51) **LOC (9) Cl.** ..... **28-03**

(52) **U.S. Cl.** ..... **D28/93; D28/39**

(58) **Field of Classification Search** ..... D28/21-34,  
D28/39-43, 92, 93; 132/101, 126, 128-131,  
132/144, 148, 219, 275-284

See application file for complete search history.

(56) **References Cited**

**U.S. PATENT DOCUMENTS**

673,650 A \* 5/1901 Nowacke ..... 132/144  
1,155,399 A \* 10/1915 Bechtold ..... 132/145  
4,155,370 A \* 5/1979 Nemoto ..... 132/53  
D272,861 S \* 2/1984 Incando ..... D28/93  
D278,940 S \* 5/1985 Incando ..... D28/93

D279,931 S \* 7/1985 Nemoto ..... D28/93  
D284,318 S \* 6/1986 Nemoto ..... D28/93  
D286,687 S \* 11/1986 Nemoto ..... D28/93  
D356,398 S \* 3/1995 Hafid ..... D28/92  
D406,398 S \* 3/1999 Kageyama et al. .... D28/93  
D414,002 S \* 9/1999 Kageyama et al. .... D28/93  
6,298,861 B1 \* 10/2001 Kageyama et al. .... 132/53

\* cited by examiner

*Primary Examiner*—Janice E Seeger

*Assistant Examiner*—Zenia I Bennett

(74) *Attorney, Agent, or Firm*—Westerman, Hattori, Daniels & Adrian, LLP

(57) **CLAIM**

The ornamental design for a clip for a wig, as shown and described.

**DESCRIPTION**

FIG. 1 is a perspective view showing my new design in an open position;

FIG. 2 is a perspective view in a closed position;

FIG. 3 is a front elevation view of FIG. 1;

FIG. 4 is a rear elevation view of FIG. 1;

FIG. 5 is a left side elevation view of FIG. 1;

FIG. 6 is a right side elevation view of FIG. 1;

FIG. 7 is a top plan view of FIG. 1; and,

FIG. 8 is a bottom plan view of FIG. 1.

**1 Claim, 3 Drawing Sheets**

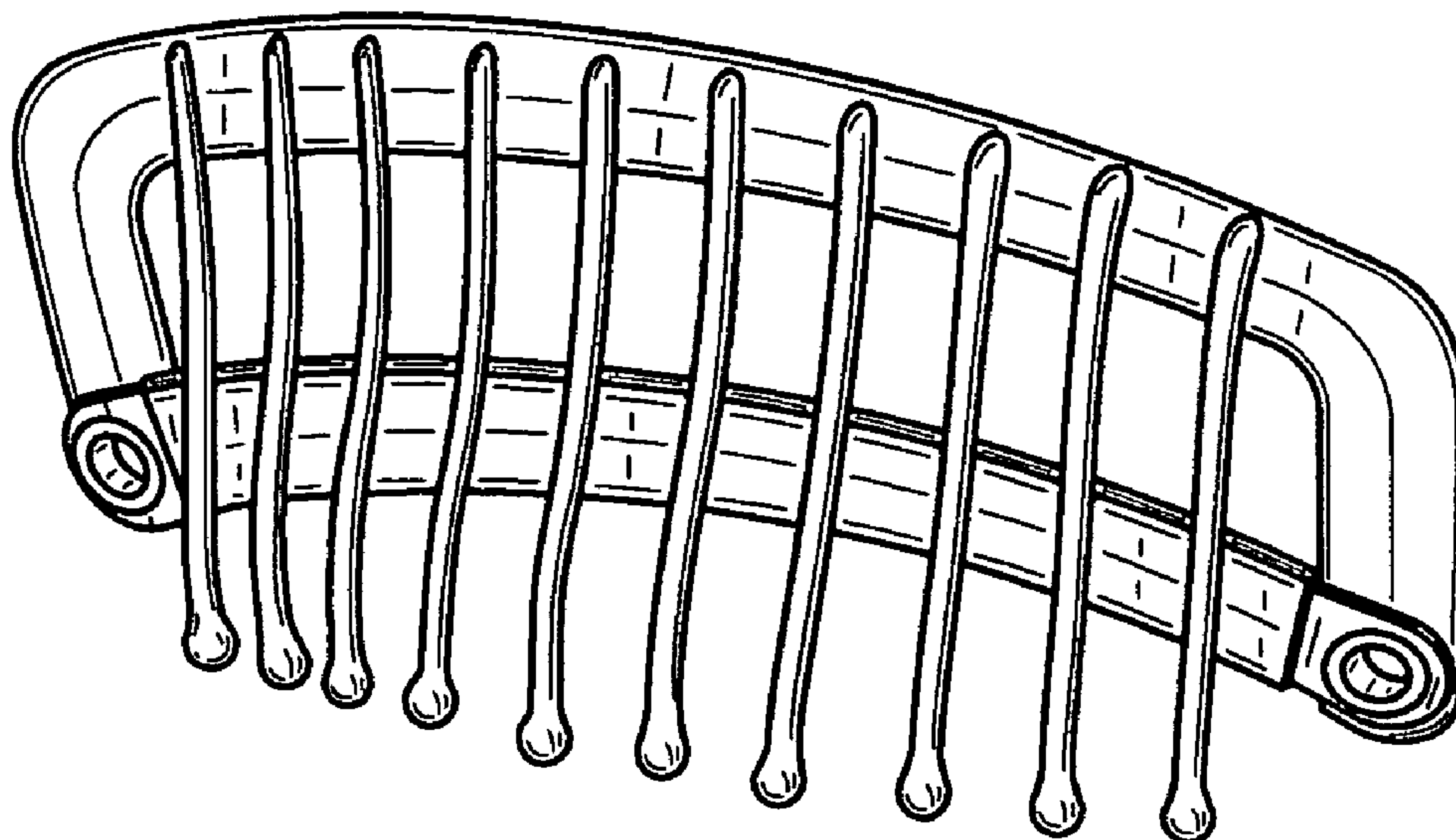


FIG.1

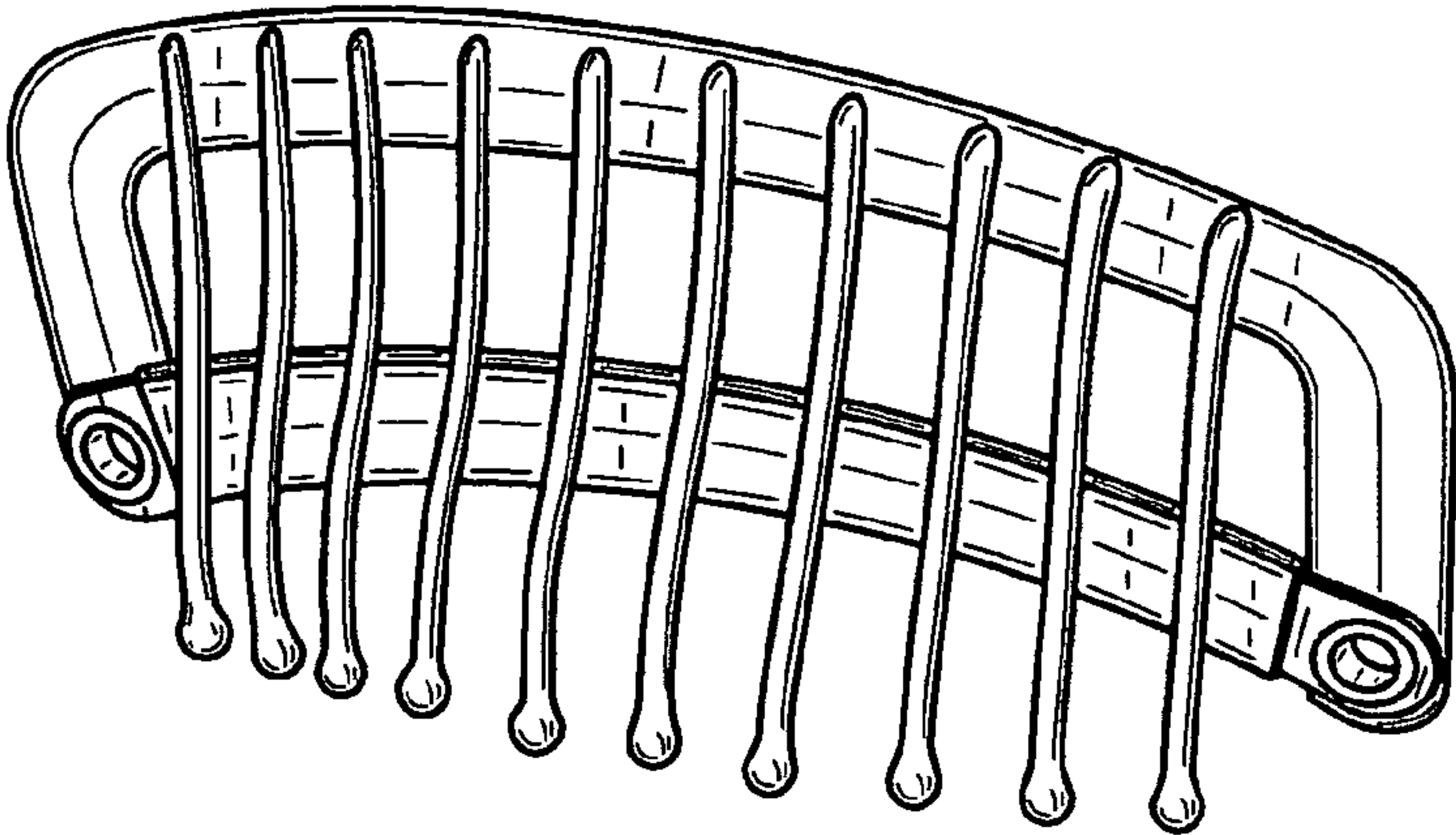


FIG.2

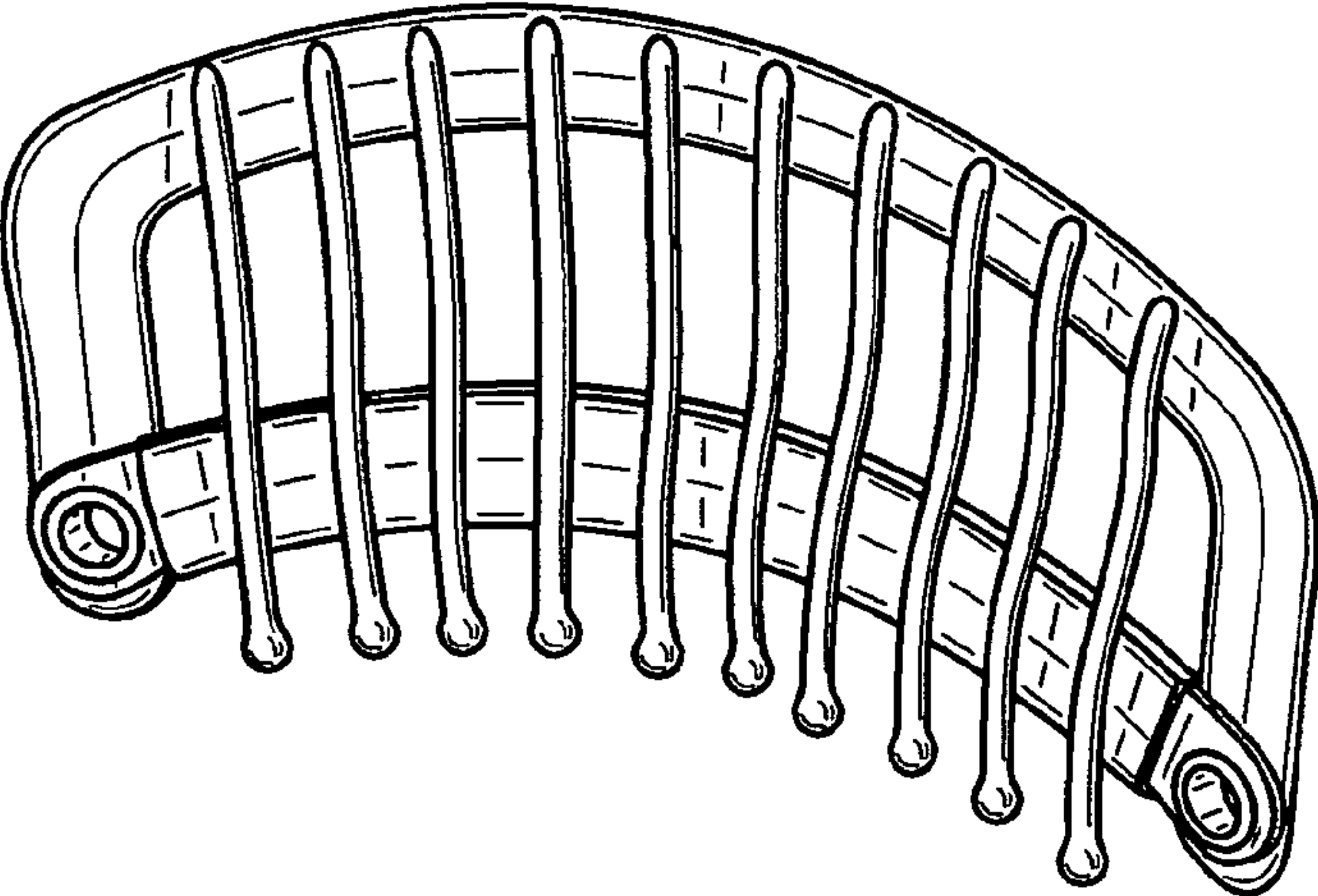


FIG.3




FIG.4

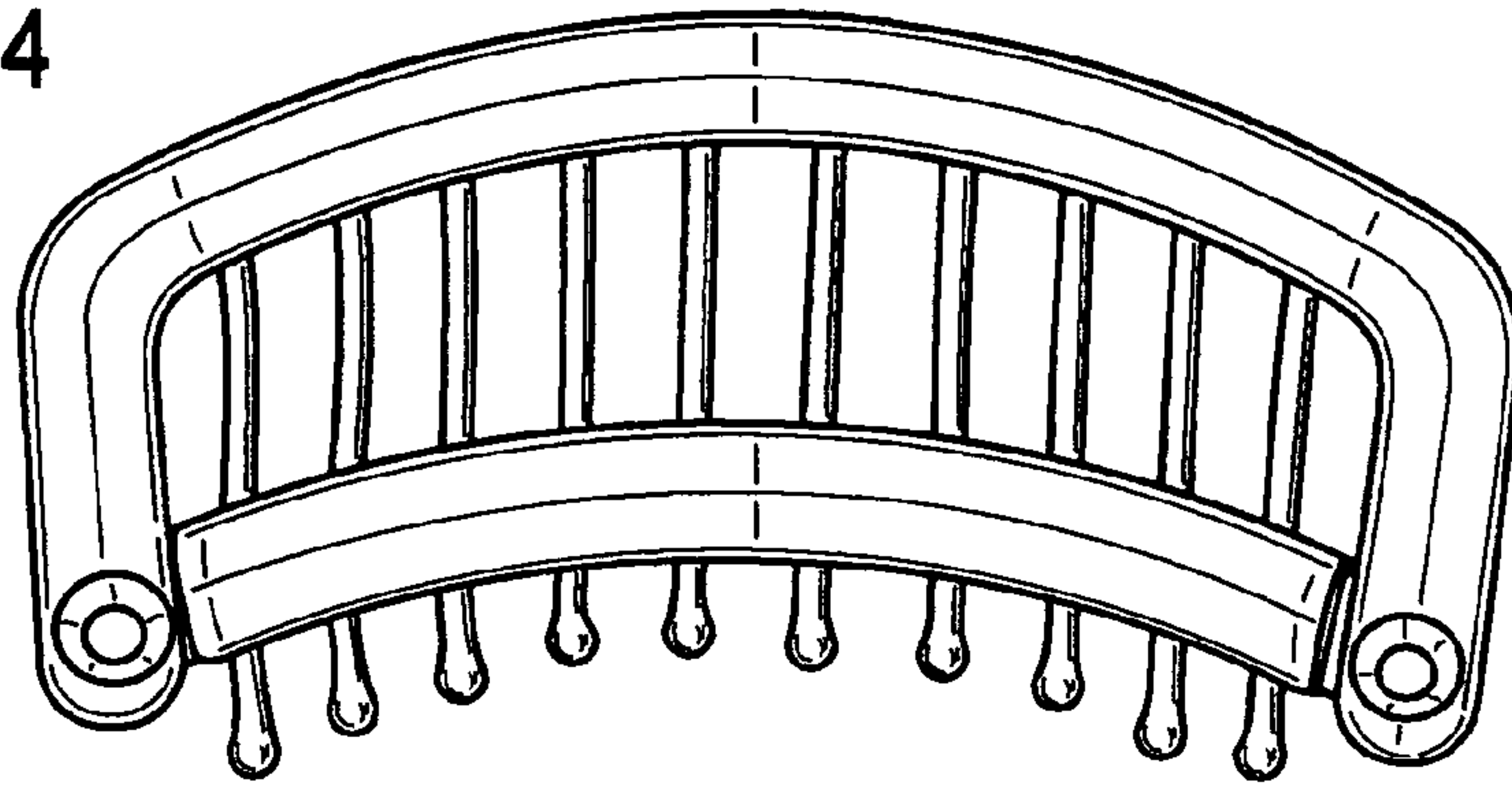


FIG.5

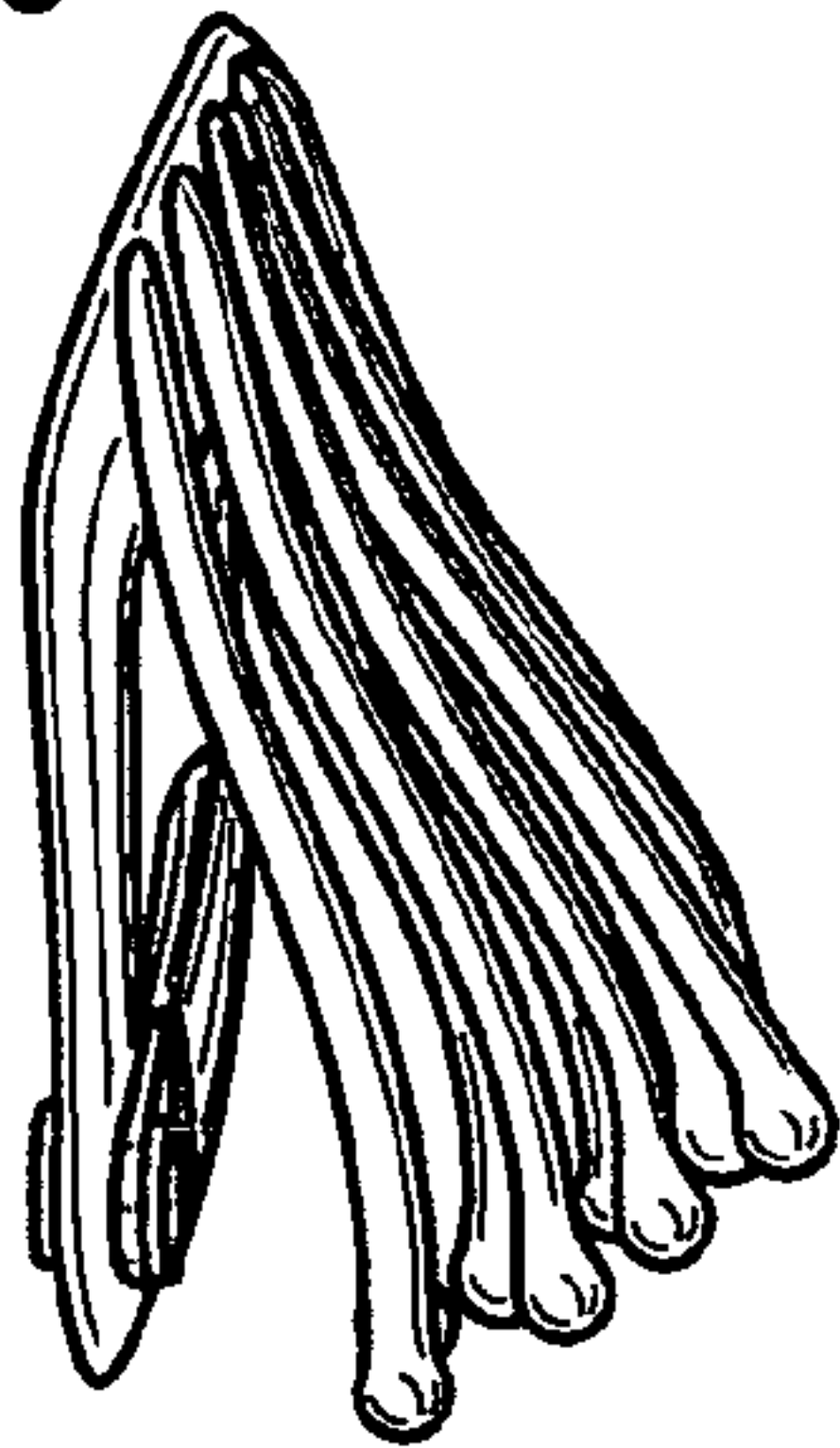


FIG.6

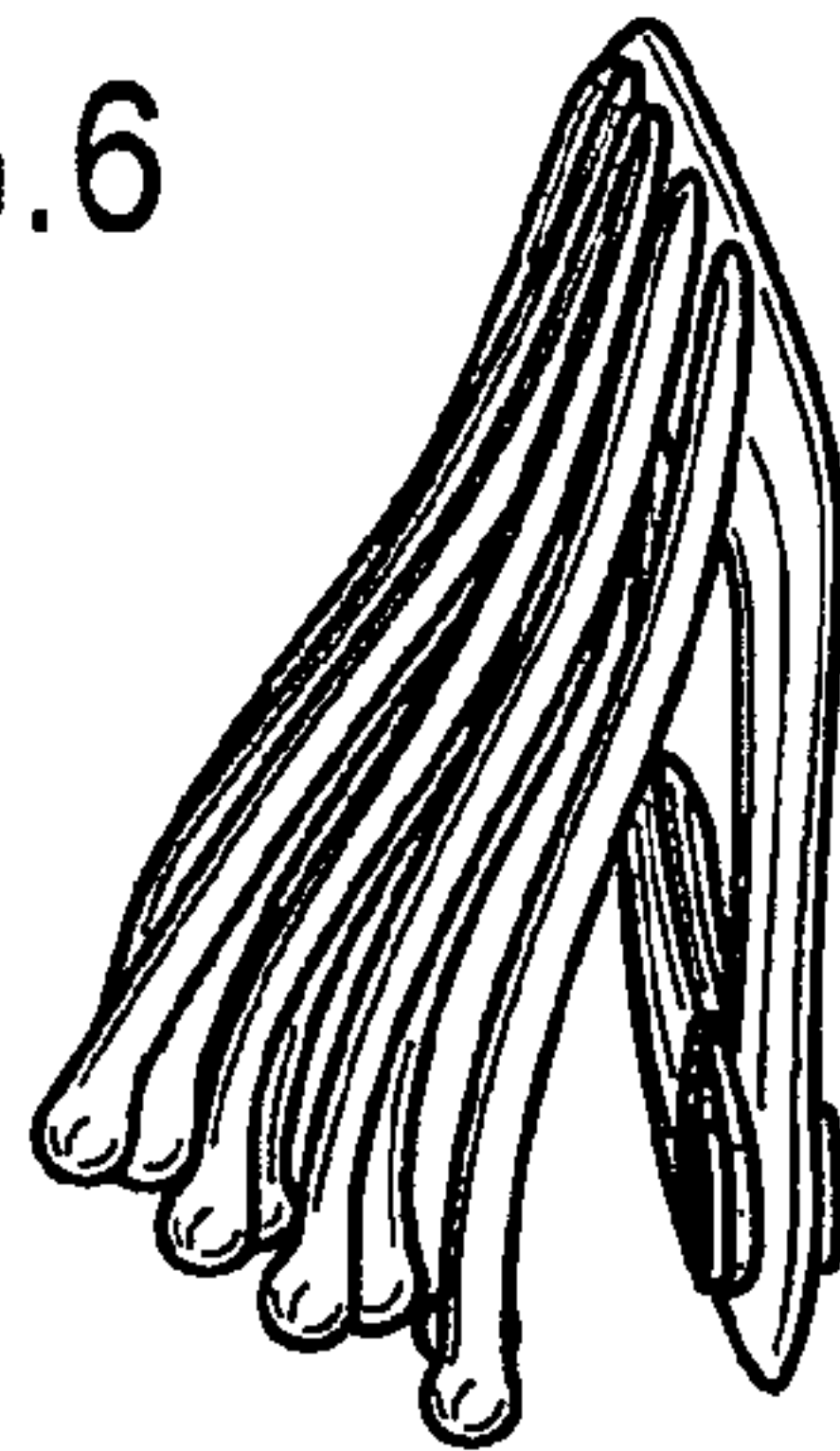


FIG.7




FIG. 8

