



US00D622003S

(12) **United States Design Patent**
Naughton et al.

(10) **Patent No.:** **US D622,003 S**
(45) **Date of Patent:** **** Aug. 17, 2010**

(54) **COMPACT**

(75) Inventors: **Heather Naughton**, Columbus, OH (US); **Laura Jeannine Wirgler**, New Albany, OH (US)

(73) Assignee: **Victoria's Secret Stores Brand Management, Inc.**, Reynoldsburg, OH (US)

(**) Term: **14 Years**

(21) Appl. No.: **29/314,846**

(22) Filed: **May 5, 2009**

(51) **LOC (9) Cl.** **28-03**

(52) **U.S. Cl.** **D28/82**

(58) **Field of Classification Search** D28/76-84;
D9/500, 503-505, 414, 418, 420-423, 428;
206/581, 823; 132/286-318

See application file for complete search history.

(56) **References Cited**

U.S. PATENT DOCUMENTS

1,497,905	A	6/1924	Hathaway	
1,525,665	A	2/1925	Slover et al.	
1,612,409	A	12/1926	Anderson	
1,647,004	A	10/1927	Hyde	
3,188,157	A	6/1965	Rand	
3,441,033	A	4/1969	Flax	
D258,575	S *	3/1981	Stettler	D9/420
D290,535	S	6/1987	Chen	
4,696,317	A	9/1987	Shioi et al.	
4,821,751	A	4/1989	Chen	
D305,281	S	1/1990	Chen	
4,972,860	A	11/1990	Yuhara et al.	
5,022,529	A	6/1991	Kang	
D319,897	S *	9/1991	Bakic	D28/82
D331,818	S *	12/1992	Holahan et al.	D28/82
D342,808	S *	12/1993	Bakic	D28/82
5,769,234	A	6/1998	Gueret	

D424,751	S	5/2000	Kudo et al.	
D426,029	S	5/2000	Lai	
6,173,719	B1	1/2001	Petit	
D462,484	S	9/2002	Lai	
6,532,970	B2	3/2003	Phue	
D517,737	S	3/2006	Lai	
D523,178	S *	6/2006	Funkhouser et al.	D28/82
D549,393	S	8/2007	Jackel-Marken	
7,314,051	B2	1/2008	Yuhara et al.	
7,481,229	B2 *	1/2009	Habatjou	132/300
D599,953	S *	9/2009	Gibson et al.	D27/190
2008/0011320	A1 *	1/2008	Bouix et al.	132/293
2008/0023023	A1 *	1/2008	Boye et al.	132/294

* cited by examiner

Primary Examiner—Jennifer Rivard

(74) *Attorney, Agent, or Firm*—Ward & Olivo

(57) **CLAIM**

The ornamental design for a compact, as shown and described.

DESCRIPTION

FIG. 1 is a perspective view of a compact;

FIG. 2 is a front view thereof;

FIG. 3 is a rear view thereof;

FIG. 4 is a left side view thereof, the right side view being a mirror image thereof;

FIG. 5 is a top view thereof;

FIG. 6 is a bottom view thereof;

FIG. 7 is a cross sectional, left side view taken along line 7—7 in FIG. 4;

FIG. 8 is a perspective view thereof, wherein the cover and the inner petals are in an opened position; and,

FIG. 9 is a left side view thereof, wherein the cover and the inner petals are in an opened position.

1 Claim, 8 Drawing Sheets

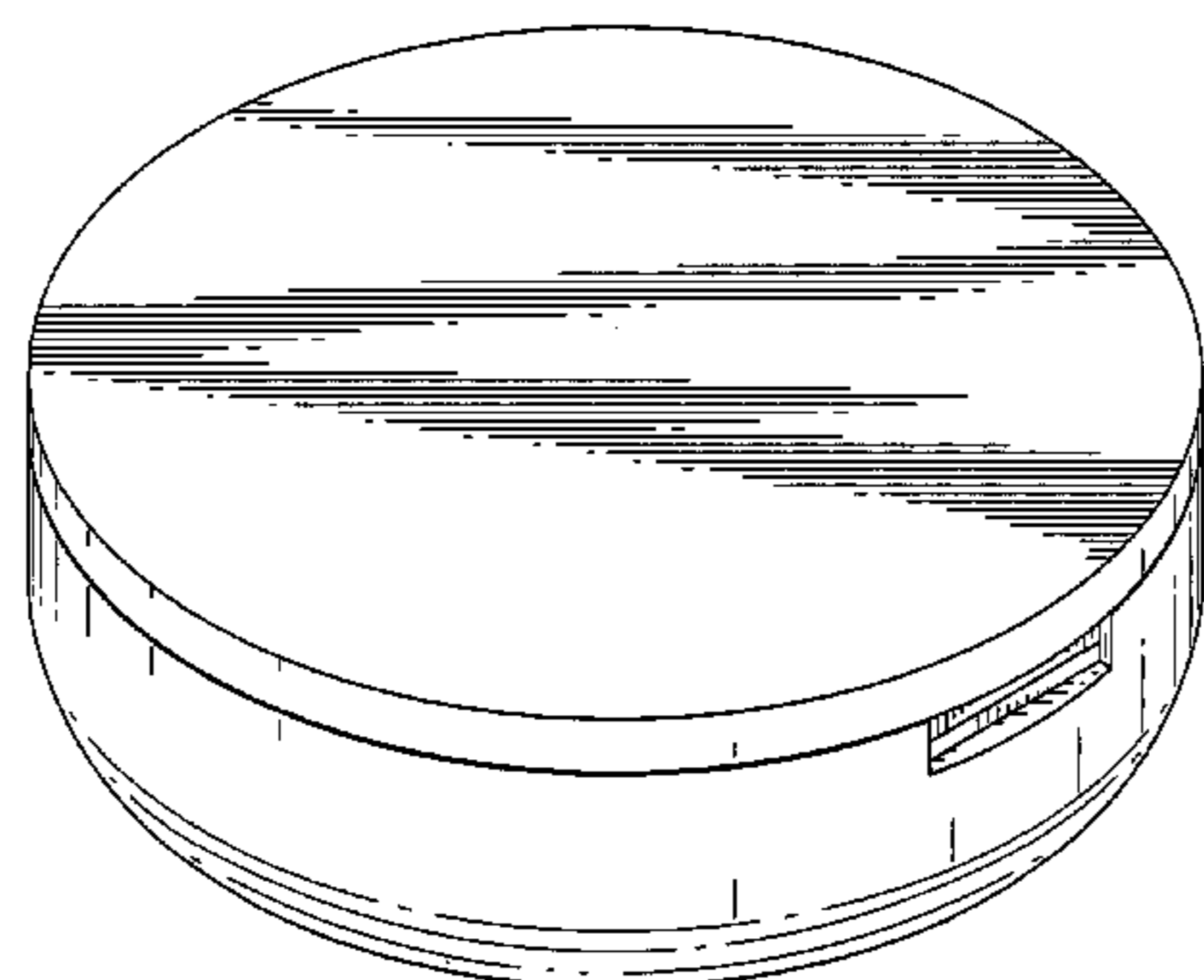


FIG. 1

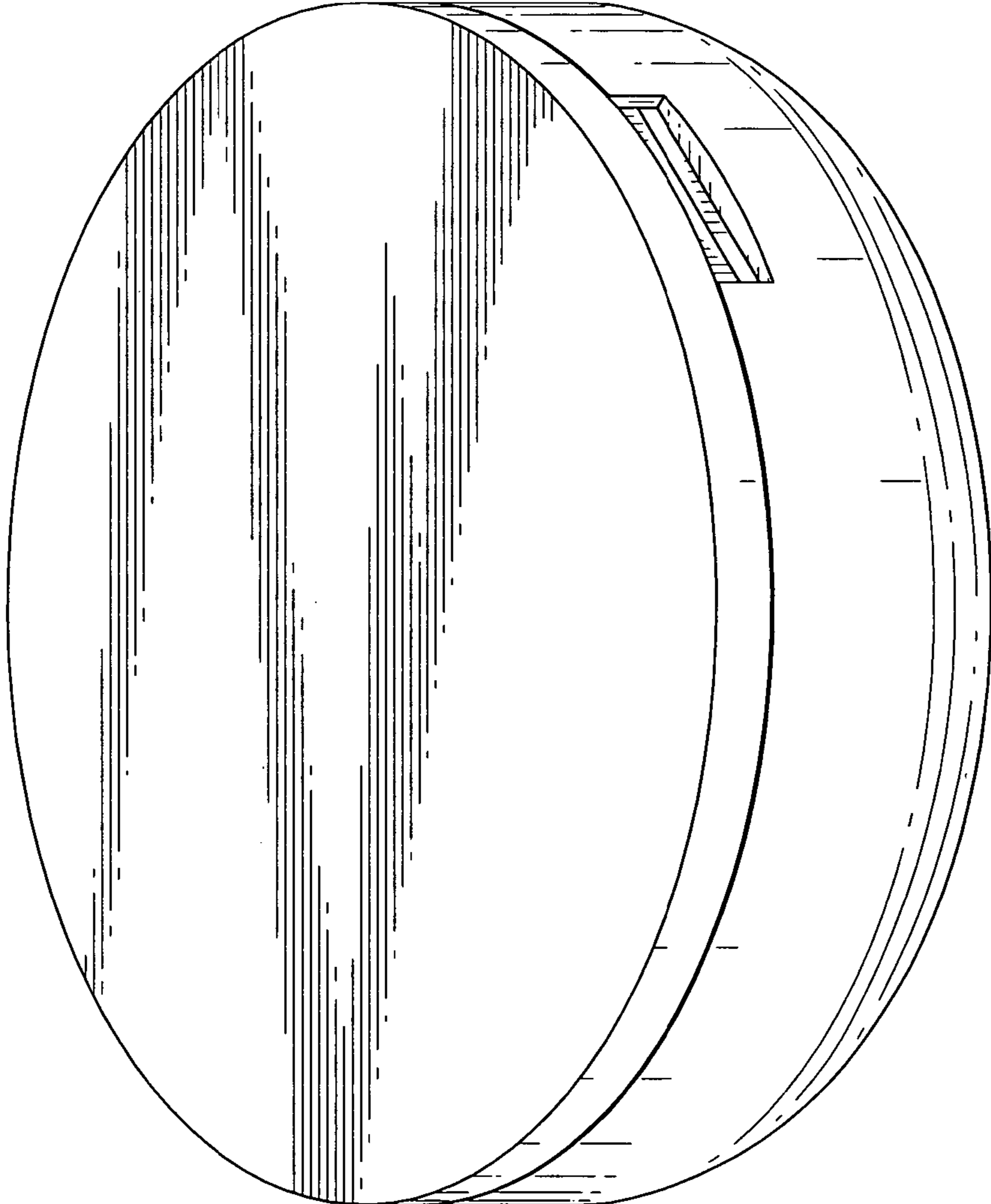


FIG. 2

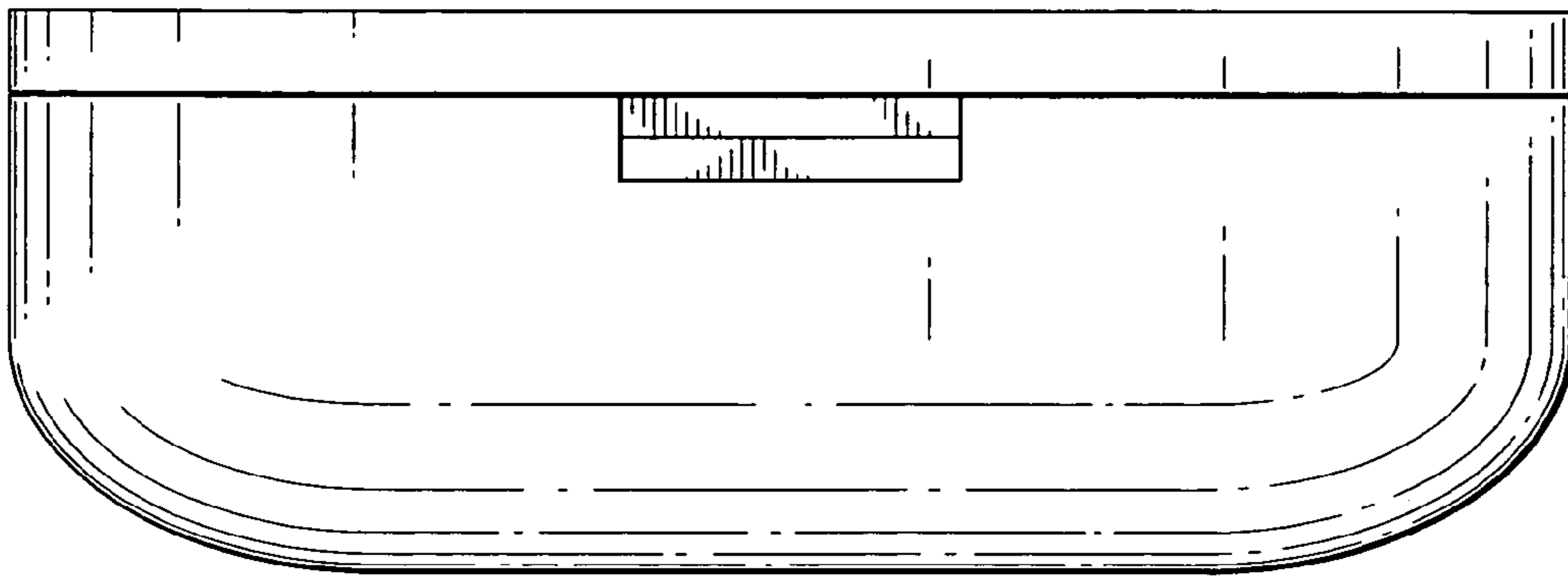


FIG. 3

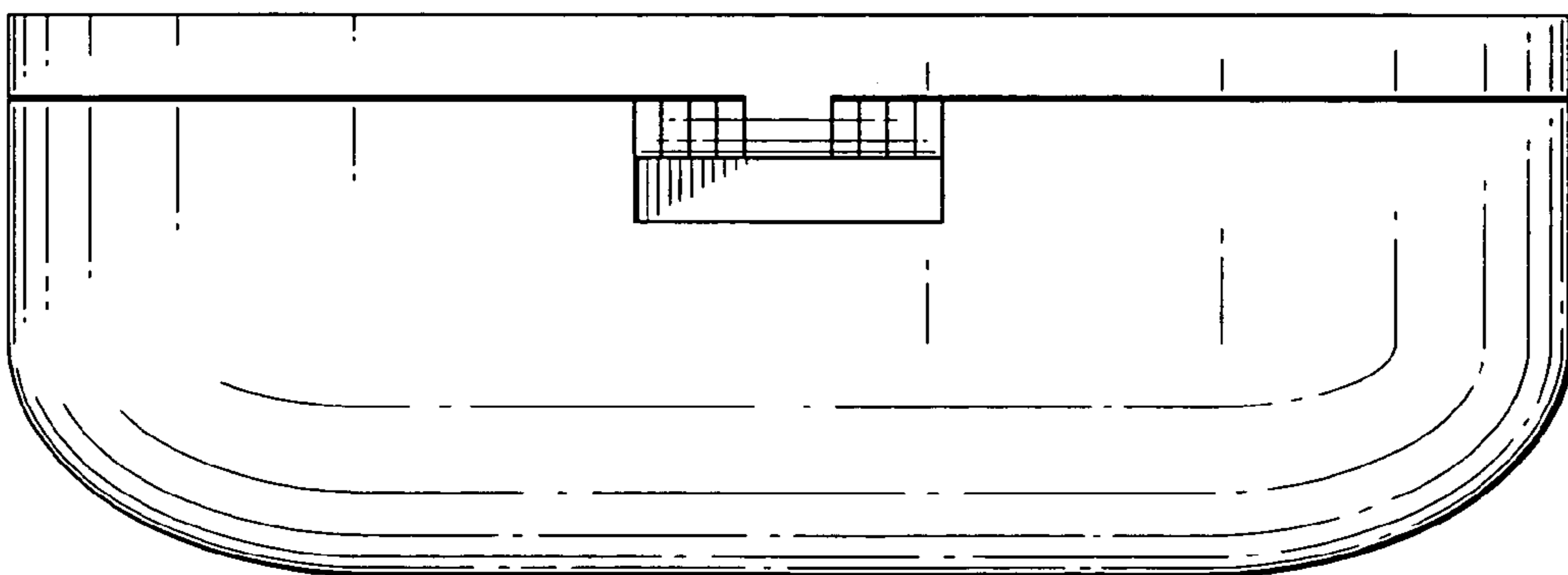


FIG. 4




FIG. 5

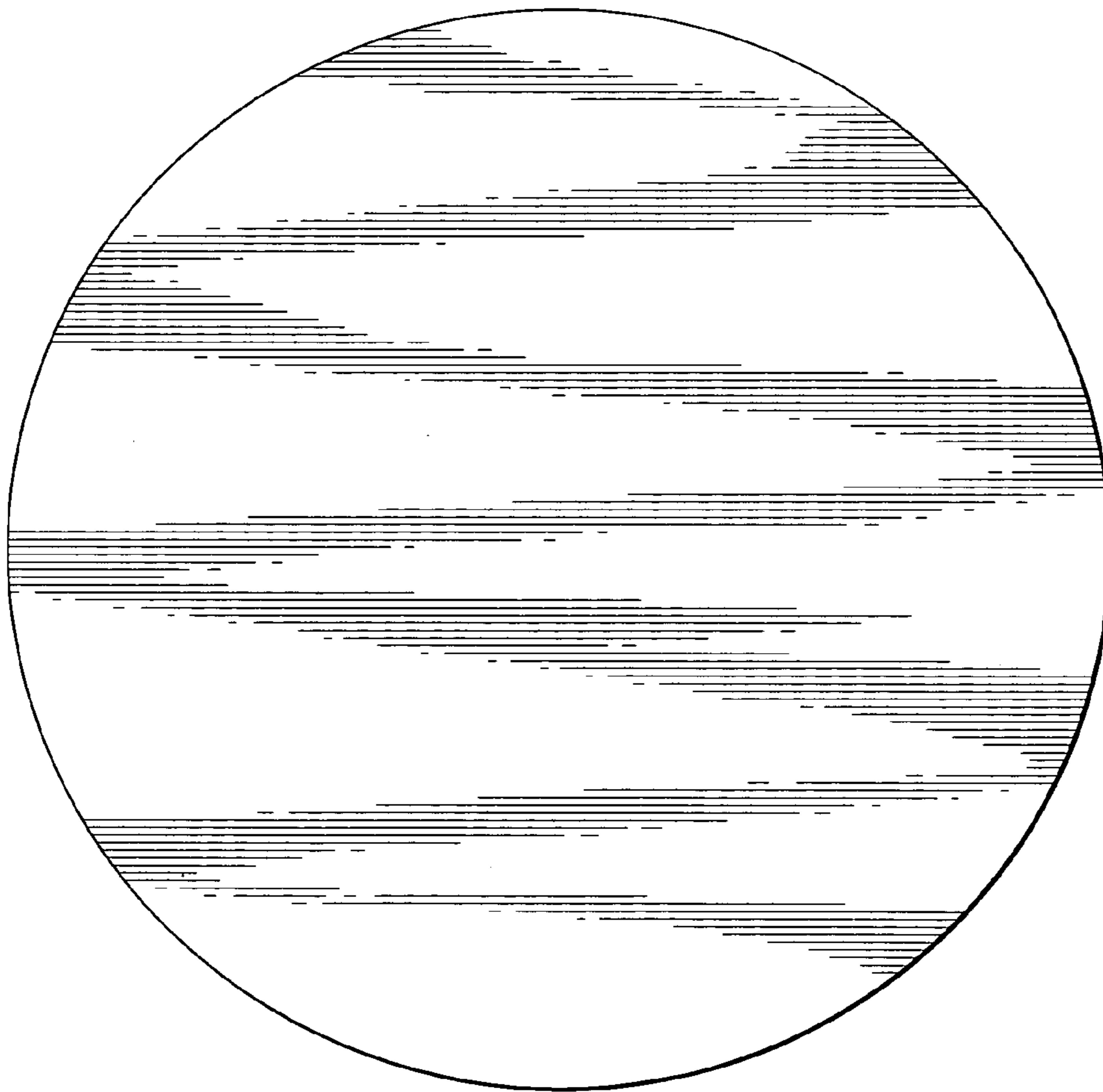


FIG. 6

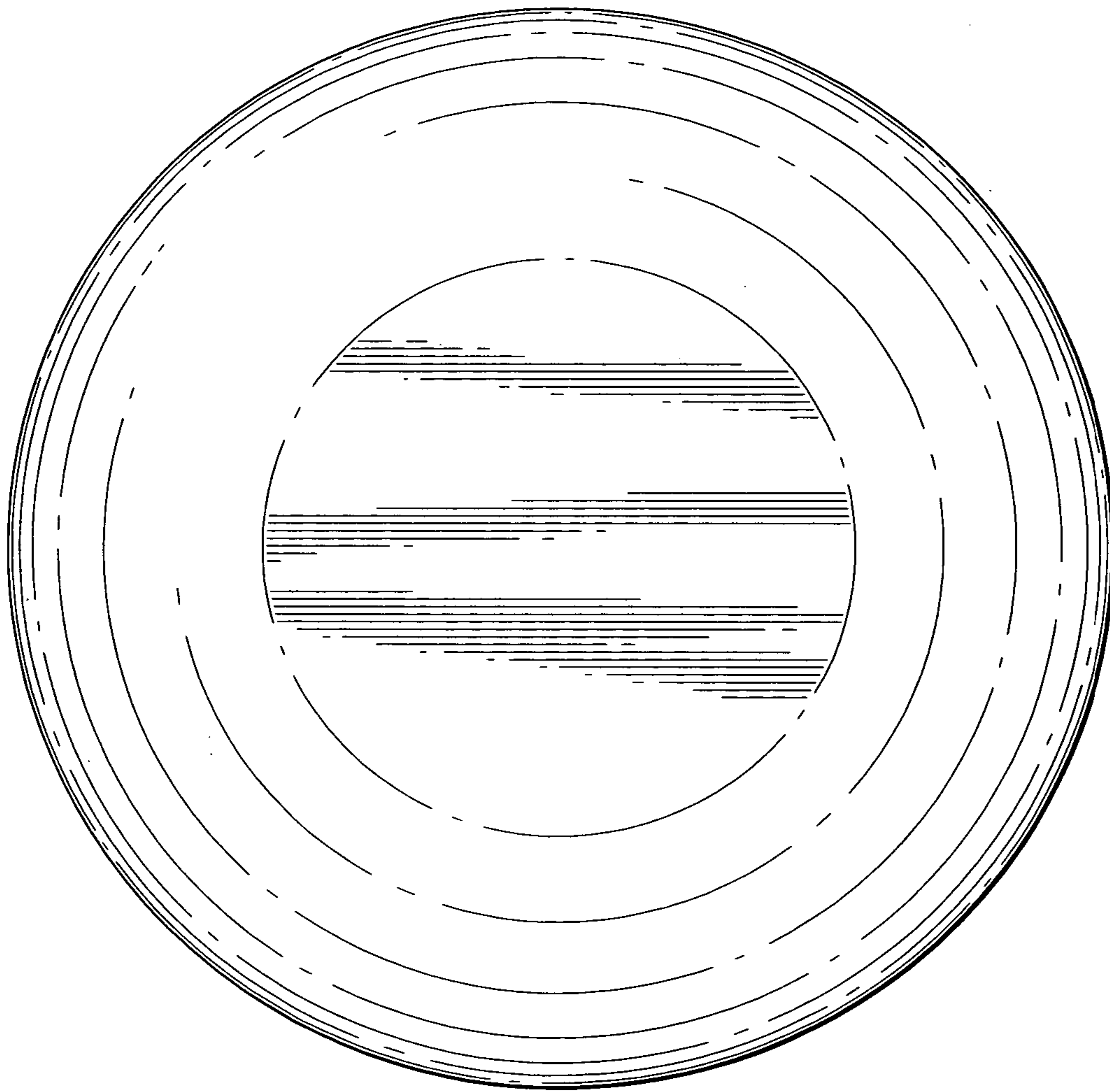


FIG. 7




FIG. 8

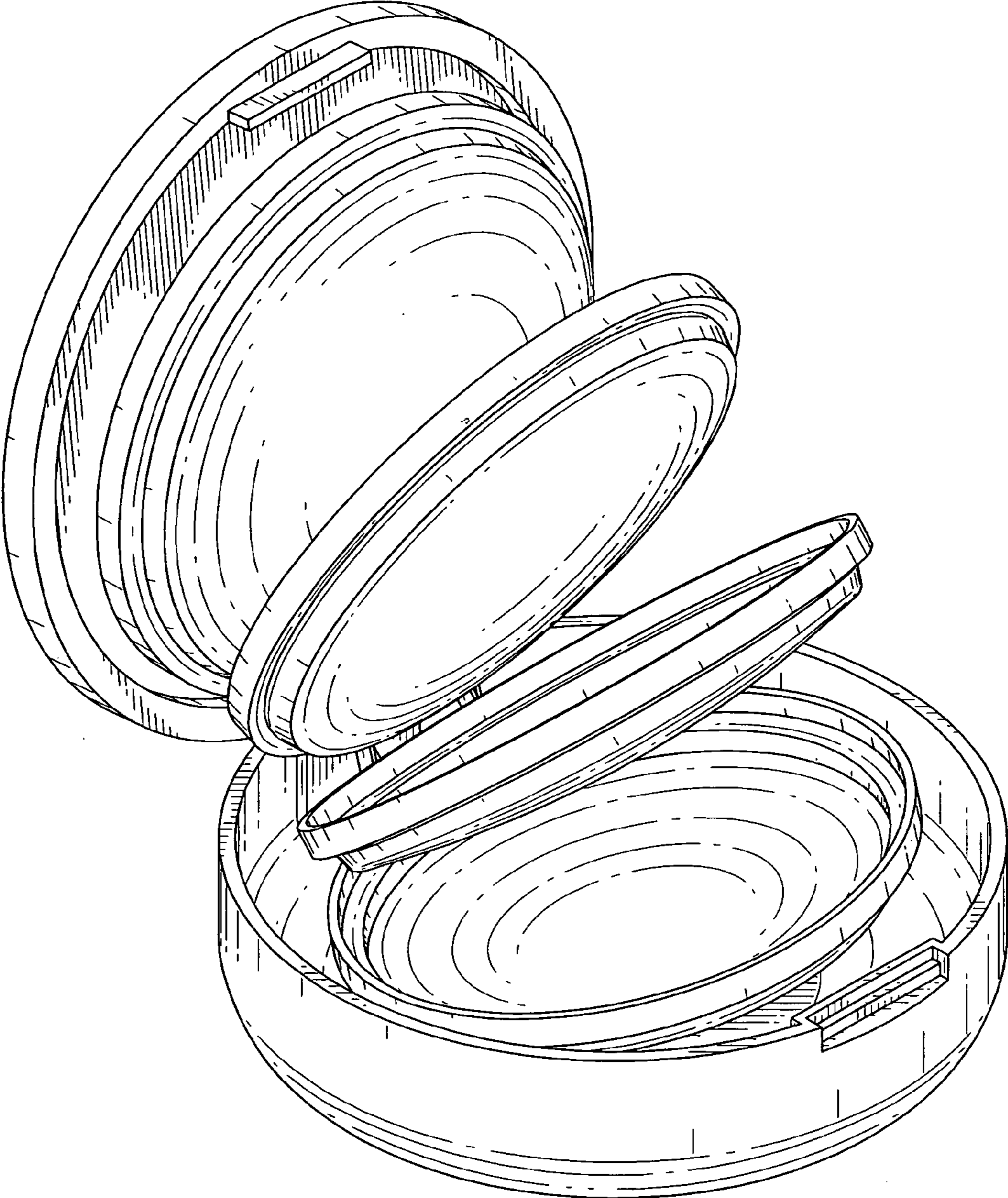


FIG. 9

