



US00D622002S

(12) **United States Design Patent**  
**Lee et al.**

(10) **Patent No.:** **US D622,002 S**  
(45) **Date of Patent:** **\*\* Aug. 17, 2010**

(54) **CLEANSING ARTICLE**

D554,816 S 11/2007 Lee et al.  
7,419,322 B2 \* 9/2008 Laflamme et al. .... 401/188 R

(75) Inventors: **Stuart Harvey Lee**, Forest Hills, NY (US); **Jochen Rainer Schaeppers**, New York, NY (US); **Christian Von Heifner**, Brooklyn, NY (US)

(73) Assignee: **Conopco, Inc.**, Englewood Cliffs, NJ (US)

(\*\*) Term: **14 Years**

(21) Appl. No.: **29/315,606**

(22) Filed: **Jul. 9, 2009**

(51) **LOC (9) Cl.** ..... **28-03**

(52) **U.S. Cl.** ..... **D28/63**

(58) **Field of Classification Search** ..... D4/120,  
D4/130, 137, 199; D28/7, 8.1, 63; D32/40,  
D32/52; 15/208, 209.1, 210.1, 222, 224,  
15/229.11-229.13, 244.1, 244.3

See application file for complete search history.

(56) **References Cited**

**U.S. PATENT DOCUMENTS**

|           |      |         |               |           |
|-----------|------|---------|---------------|-----------|
| 269,182   | A *  | 12/1882 | Crane         | 15/104.94 |
| 2,408,860 | A *  | 10/1946 | Lindblad      | 15/244.1  |
| 5,857,411 | A *  | 1/1999  | Carsel        | 101/333   |
| 5,944,032 | A *  | 8/1999  | Masterson     | 132/290   |
| 5,991,962 | A *  | 11/1999 | Nakatani      | 15/244.3  |
| 6,309,126 | B1 * | 10/2001 | Narula et al. | 401/202   |
| D475,493  | S *  | 6/2003  | Barsamian     | D32/52    |
| 6,839,931 | B2 * | 1/2005  | Chen          | 15/209.1  |

**OTHER PUBLICATIONS**

Applicant: Lee, et al. Case No. DM6243 (C) U.S. Appl. No. 29/310,804, filed Sep. 11, 2008 For: Bathing Implement. Blade Mesh™ Body Sponge on sale in the U.S. in 2009. Old Spice® Deck Scrubber Shower Tool on sale in the U.S. in 2009. Gillette® Scrubber Shower Gear on sale in the U.S. in 2009.

\* cited by examiner

*Primary Examiner*—Melanie H Tung

*Assistant Examiner*—Lavone D Tabor

(74) *Attorney, Agent, or Firm*—Alan A. Bornstein

(57) **CLAIM**

The ornamental design for a cleansing article, as shown and described.

**DESCRIPTION**

FIG. 1 is a front perspective view of a cleansing article showing our new design;

FIG. 2 is a front elevational view thereof;

FIG. 3 is a rear elevational view thereof;

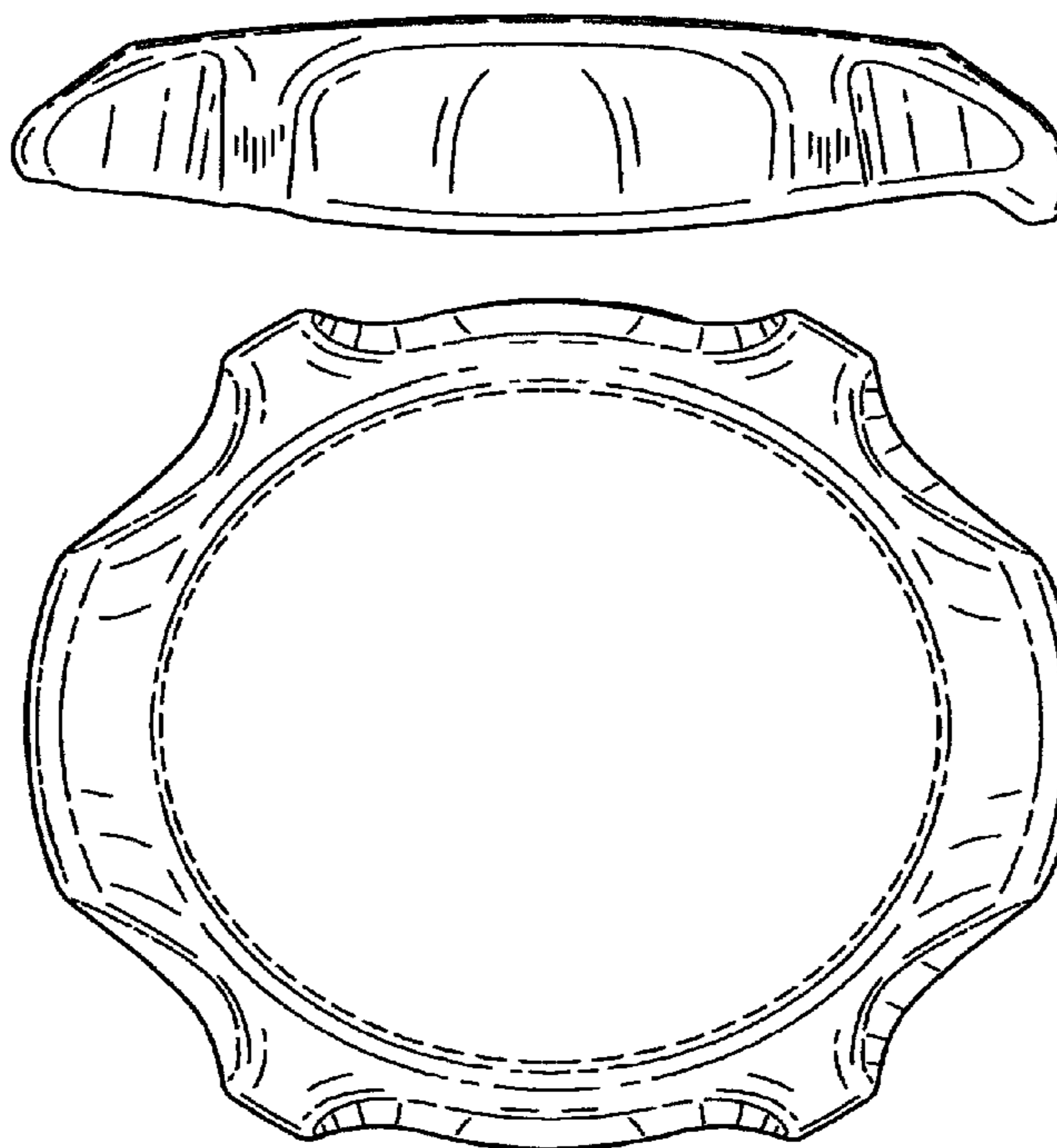
FIG. 4 is a right side elevational view thereof;

FIG. 5 is a top plan view thereof; and,

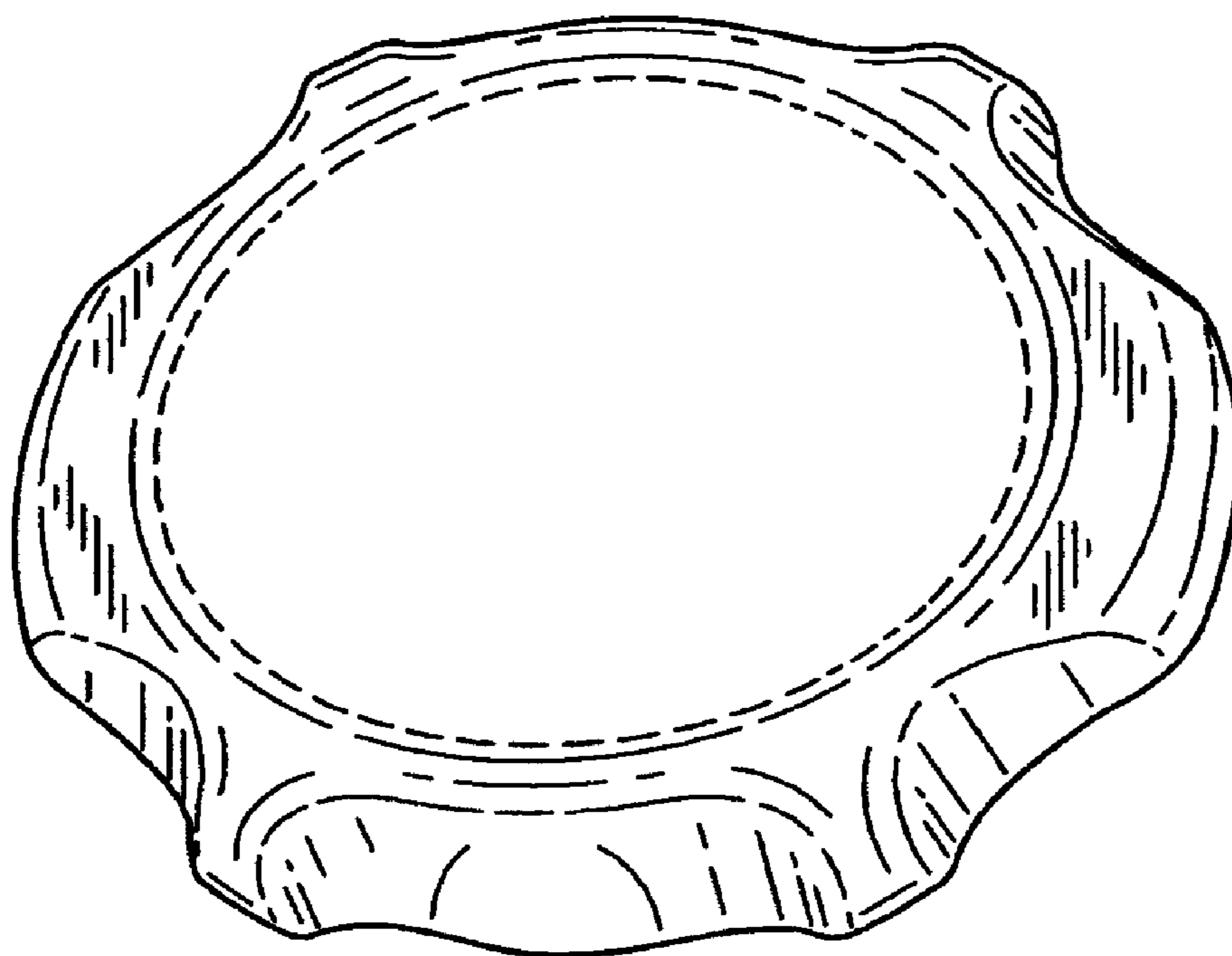
FIG. 6 is a bottom plan view thereof.

The constant broken lines shown in FIGS. 1, 5, and 6 represent the bounds of the claim and form no part thereof.

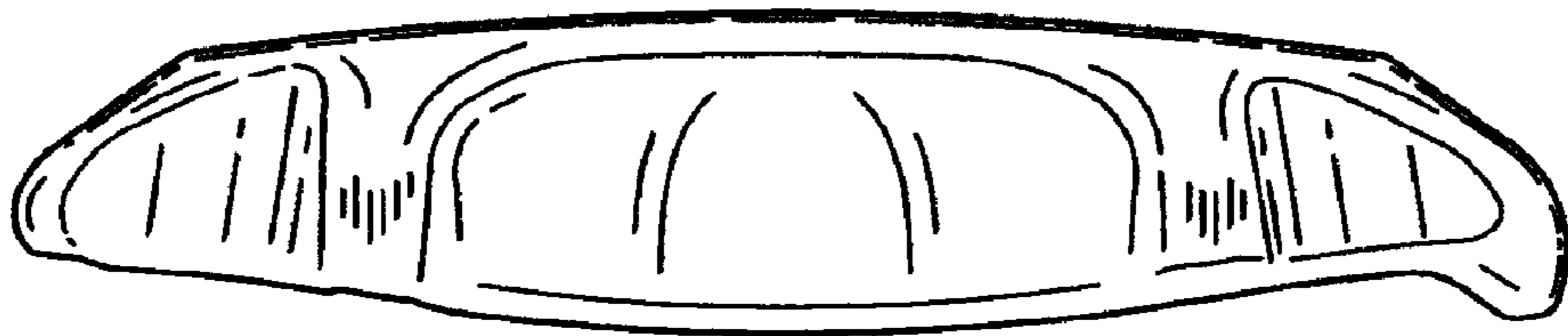
**1 Claim, 6 Drawing Sheets**



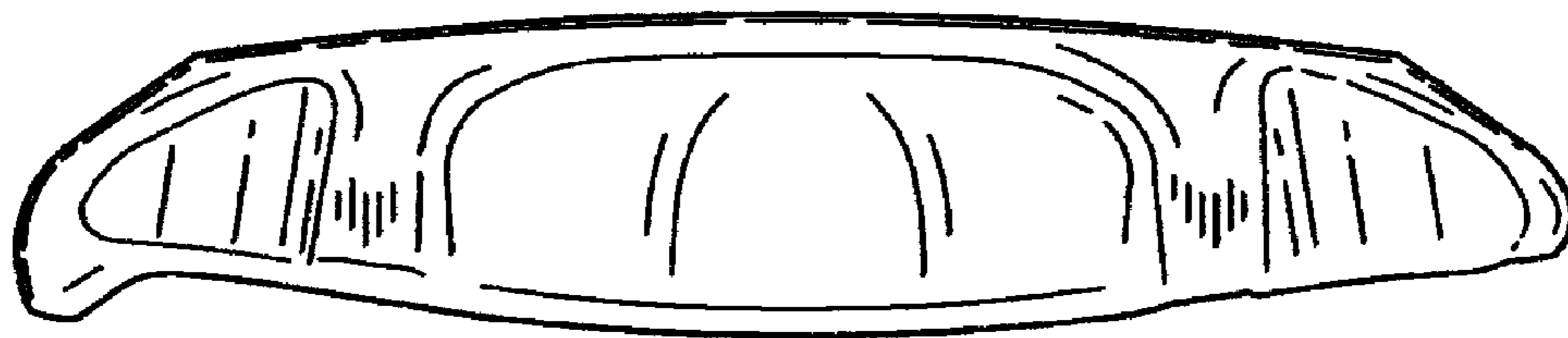
**FIG. 1**



**FIG. 2**



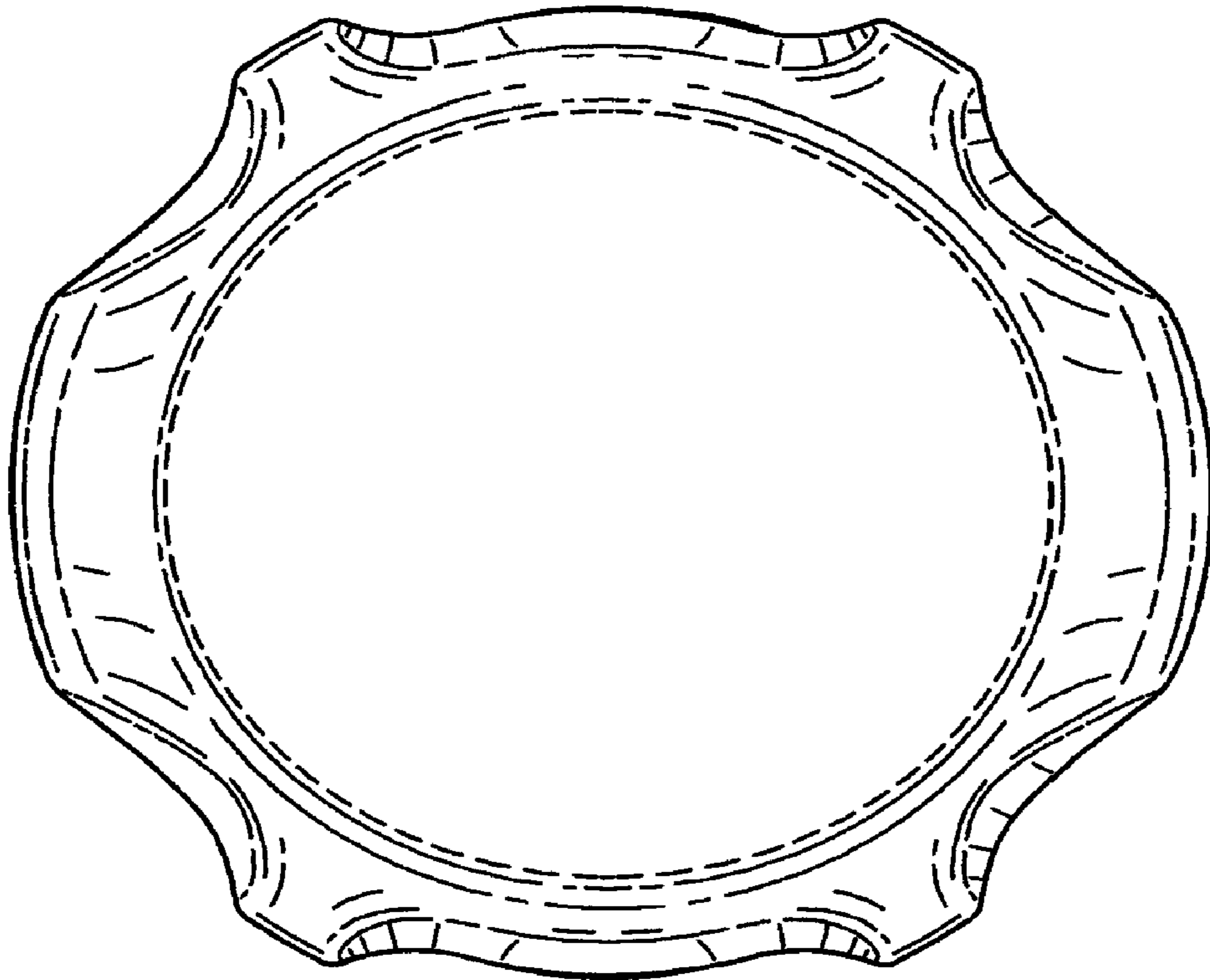
**FIG. 3**



**FIG. 4**



**FIG. 5**



**FIG. 6**

