



US00D621956S

(12) **United States Design Patent**
Preston

(10) **Patent No.:** **US D621,956 S**

(45) **Date of Patent:** **** Aug. 17, 2010**

(54) **FENCING PANEL**

(76) **Inventor:** **John Clement Preston**, 196 Silverwater Road, Silverwater (AU) 2128

(**) **Term:** **14 Years**

(21) **Appl. No.:** **29/313,440**

(22) **Filed:** **Jan. 7, 2009**

(30) **Foreign Application Priority Data**

Jul. 9, 2008 (AU) 13187/2008

(51) **LOC (9) Cl.** **25-02**

(52) **U.S. Cl.** **D25/45**

(58) **Field of Classification Search** D25/45,
D25/50, 38; 256/25, 24

See application file for complete search history.

(56) **References Cited**

U.S. PATENT DOCUMENTS

D358,896 S *	5/1995	Thompson	D25/45
D373,199 S *	8/1996	Vanthournout	D25/50
5,599,006 A *	2/1997	Gevaux et al.	256/25
5,779,227 A *	7/1998	Elkins et al.	256/31
6,712,339 B1 *	3/2004	Smith	256/10
6,832,752 B2 *	12/2004	Cuzzocrea	256/25
6,843,616 B2 *	1/2005	Sychra	405/32

D519,646 S *	4/2006	Wilmotte	D25/38
7,036,798 B1 *	5/2006	Olson	256/12.5
D543,640 S *	5/2007	Hesselmann	D25/45
2005/0116213 A1 *	6/2005	Dahowski et al.	256/24

* cited by examiner

Primary Examiner—Doris Clark

(74) *Attorney, Agent, or Firm*—Chambliss, Bahner & Stophel, P.C.

(57) **CLAIM**

The ornamental design for a fencing panel, as shown and described.

DESCRIPTION

FIG. 1 is a perspective view of the fencing panel of my new design.

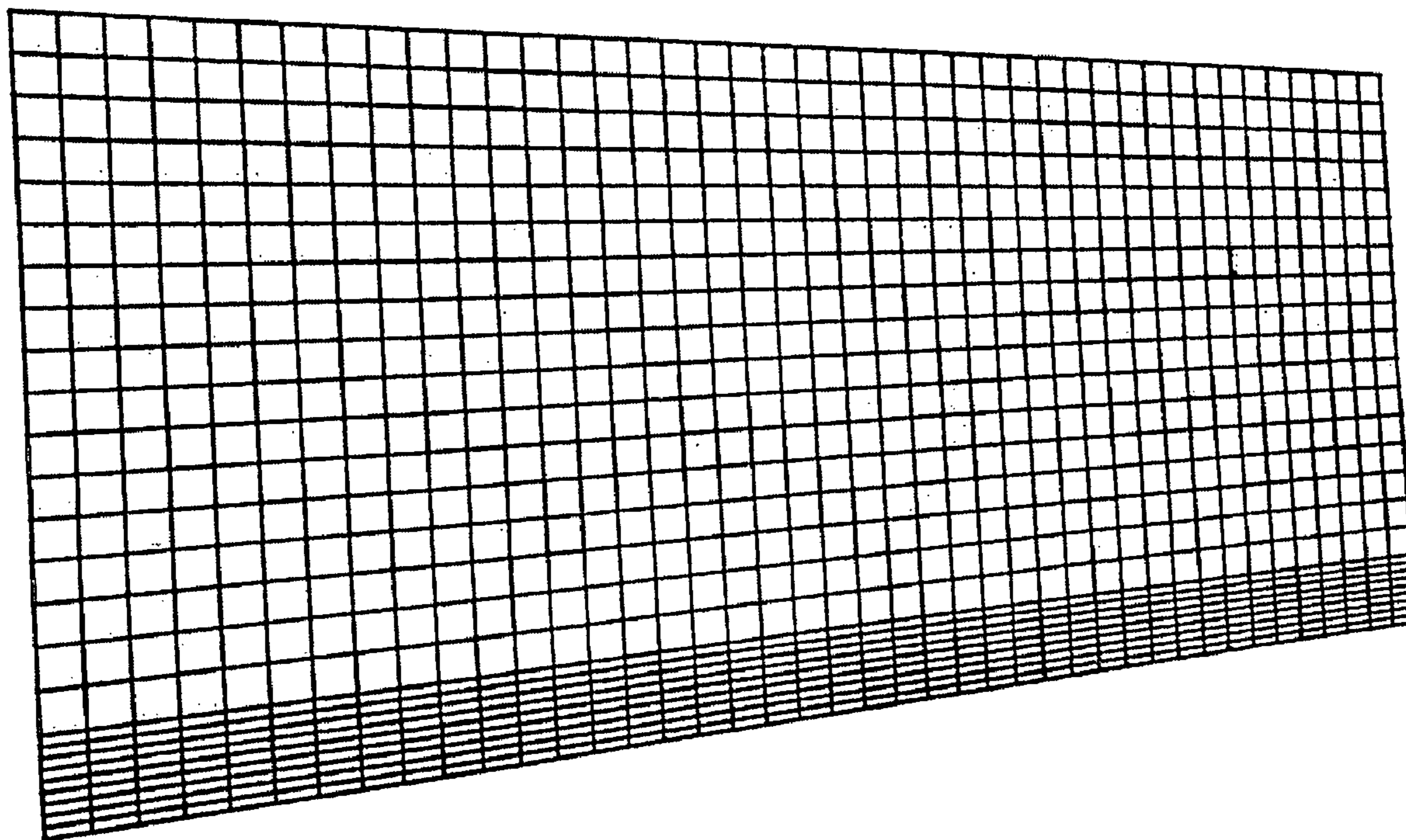
FIG. 2 is a front view of the fencing panel of my new design.

FIG. 3 is a right side view of the fencing panel of my new design. The left side view is a mirror image of FIG. 3; and,

FIG. 4 is a top view of the fencing panel of my new design. The bottom view is a mirror image of FIG. 4.

The fencing panel has differently spaced horizontal wires or lines, in that the lower portion of the fencing panel has wires or lines spaced closer together than the upper portion.

1 Claim, 2 Drawing Sheets






FIGURE 1



FIGURE 4




FIGURE 2



FIGURE 3