



US00D621953S

(12) **United States Design Patent**
Peifer

(10) **Patent No.:** **US D621,953 S**

(45) **Date of Patent:** **** *Aug. 17, 2010**

- (54) **CLIP**
- (75) Inventor: **Martin Peifer**, Waldkraiburg (DE)
- (73) Assignee: **Pereg GmbH** (DE)
- (*) Notice: This patent is subject to a terminal disclaimer.
- (**) Term: **14 Years**
- (21) Appl. No.: **29/338,483**
- (22) Filed: **Jun. 12, 2009**
- (51) **LOC (9) Cl.** **24-02**
- (52) **U.S. Cl.** **D24/232; D8/356; D8/394**
- (58) **Field of Classification Search** D24/127, D24/231–234, 110.1, 181; D8/354, 356, D8/371, 394–396, 18, 373, 366, 381, 349, D8/402, 380, 382; D19/65; D6/556, 512; D3/215; D12/51; D13/120; 174/135; 248/300–301, 248/215, 49, 489
See application file for complete search history.

(56) **References Cited**

U.S. PATENT DOCUMENTS

D248,910 S *	8/1978	DeFilippo	D8/373
D259,243 S *	5/1981	Argante	D8/375
D274,419 S *	6/1984	Burwell	D12/51
D312,038 S *	11/1990	Sachs	D8/371
D329,372 S *	9/1992	Wilms	D8/380
D333,421 S *	2/1993	Patti	D8/356
D373,068 S *	8/1996	Airey	D8/349
D375,361 S *	11/1996	Østerby et al.	D24/181
D386,921 S *	12/1997	Wikman	D6/512
D399,486 S *	10/1998	Deans	D13/120
D412,573 S *	8/1999	Castiglione	D24/110.1
6,005,195 A *	12/1999	Kam	174/135
D436,311 S *	1/2001	Edvardsson	D8/382

D473,434 S *	4/2003	Coburn	D8/18
D483,254 S *	12/2003	Sels	D8/394
D487,628 S *	3/2004	Mathews	D3/215
D491,447 S *	6/2004	Diss	D8/373
D492,864 S *	7/2004	Mizusawa	D6/512
D494,045 S *	8/2004	Van Essen et al.	D8/366
D507,959 S *	8/2005	Mottini	D8/354
D530,599 S *	10/2006	Martin	D8/395
D532,291 S *	11/2006	Geers	D8/394
D536,957 S *	2/2007	Reiff	D8/394
D542,629 S *	5/2007	Thompson	D8/356
D551,959 S *	10/2007	Hargis	D8/394
D554,983 S *	11/2007	Jones	D8/381
D557,410 S *	12/2007	Guney et al.	D24/110.1
D576,478 S *	9/2008	Mead et al.	D8/395
D582,918 S *	12/2008	Scott	D8/349
D584,603 S *	1/2009	Reed	D8/395
D593,852 S *	6/2009	Hoebeek	D8/394
D605,032 S *	12/2009	Bushey	D8/402

* cited by examiner

Primary Examiner—T. Chase Nelson

Assistant Examiner—Mark Cavanna

(74) *Attorney, Agent, or Firm*—Chernow Katz LLC

(57) **CLAIM**

The ornamental design for a clip, as shown and described.

DESCRIPTION

FIG. 1 is a front view of a clip, showing my new design;

FIG. 2 is a back view thereof;

FIG. 3 is a top view thereof;

FIG. 4 is a bottom view thereof;

FIG. 5 is a right side view thereof;

FIG. 6 is a left side view thereof; and,

FIG. 7 is a perspective view thereof.

1 Claim, 7 Drawing Sheets

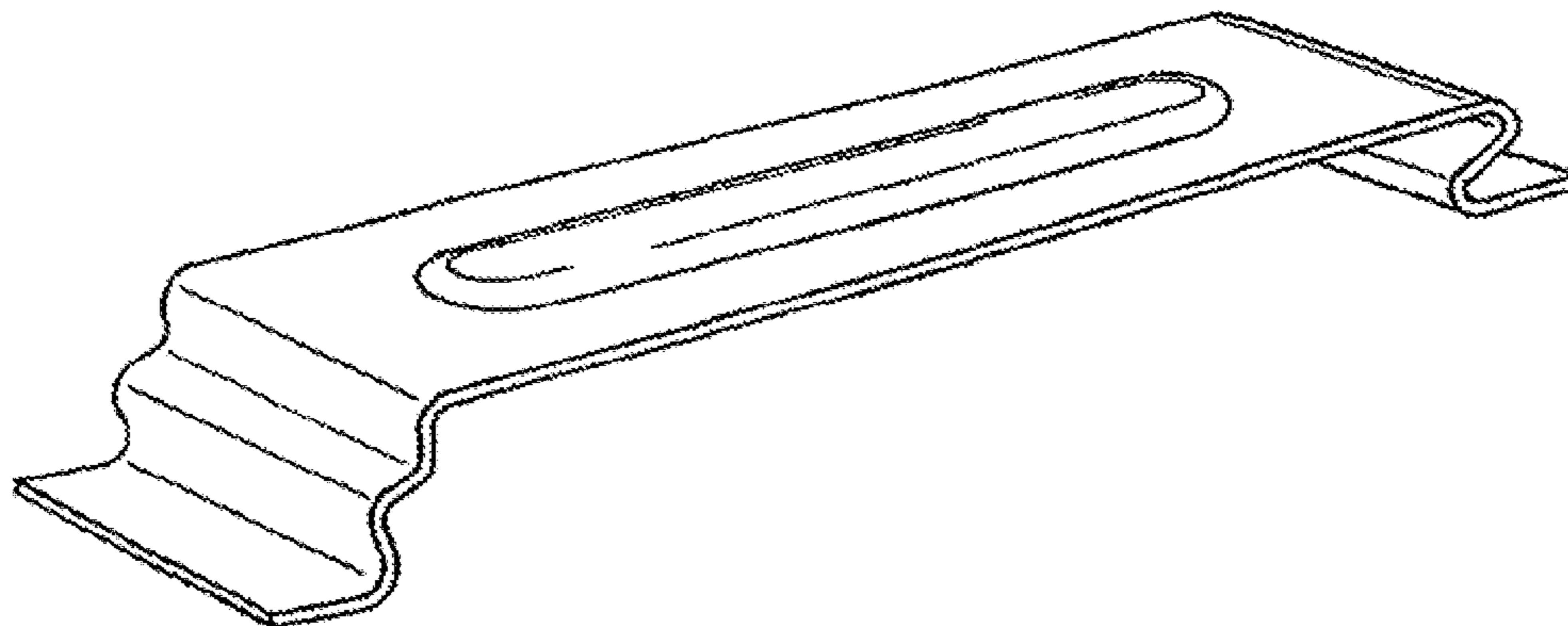


FIGURE 1




FIGURE 2



FIGURE 3



FIGURE 4




FIGURE 5




FIGURE 6

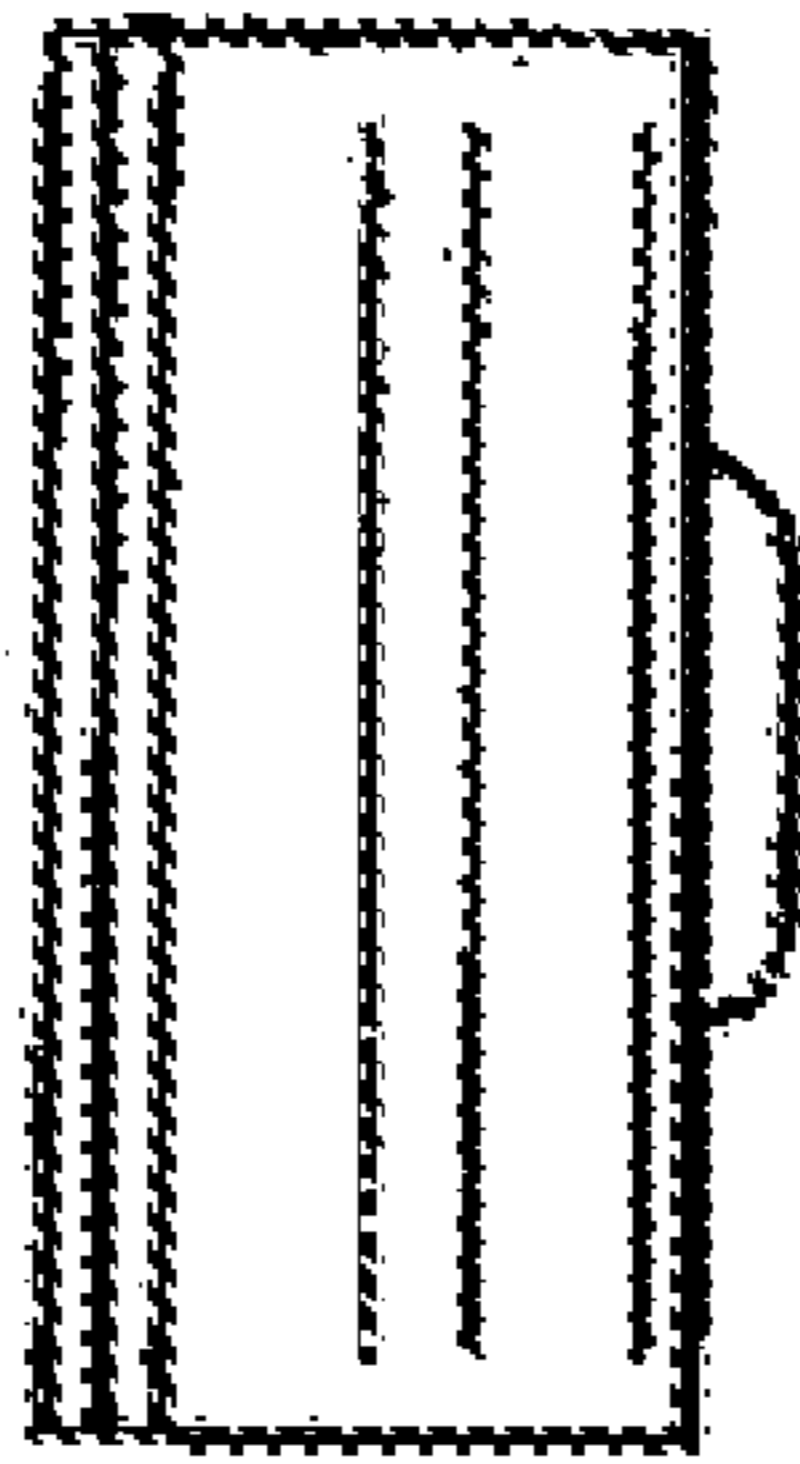


FIGURE 7

