



US00D621904S

(12) **United States Design Patent**  
**Yoo et al.**

(10) **Patent No.:** **US D621,904 S**  
(45) **Date of Patent:** **\*\* Aug. 17, 2010**

(54) **DUAL SHOWERHEAD**

D559,945 S \* 1/2008 Patterson et al. .... D23/213

(75) Inventors: **Man Ki Yoo**, Skokie, IL (US); **Julian Giggs**, Hillsdale, MI (US); **Michael Miller**, Portage, MI (US)

\* cited by examiner

*Primary Examiner*—Robin V Webster  
(74) *Attorney, Agent, or Firm*—Edgar A. Zarins; Nirav D. Parikh

(73) Assignee: **Alsons Corporation**, Hillsdale, MI (US)

(\*\*) Term: **14 Years**

(57) **CLAIM**

The ornamental design for a dual showerhead, as shown and described.

(21) Appl. No.: **29/345,350**

**DESCRIPTION**

(22) Filed: **Oct. 14, 2009**

FIG. 1 is a perspective view of a dual showerhead showing my new design;

(51) **LOC (9) Cl.** ..... **23-01**

FIG. 2 is a front elevational view thereof;

(52) **U.S. Cl.** ..... **D23/213; D23/223**

FIG. 3 is a left side view thereof, the opposite side being a mirror image of the side shown;

(58) **Field of Classification Search** ..... D23/213,  
D23/223, 229–230; 239/394, 282–283; 4/615  
See application file for complete search history.

FIG. 4 is a top plan view thereof; and,

FIG. 5 is a bottom view thereof.

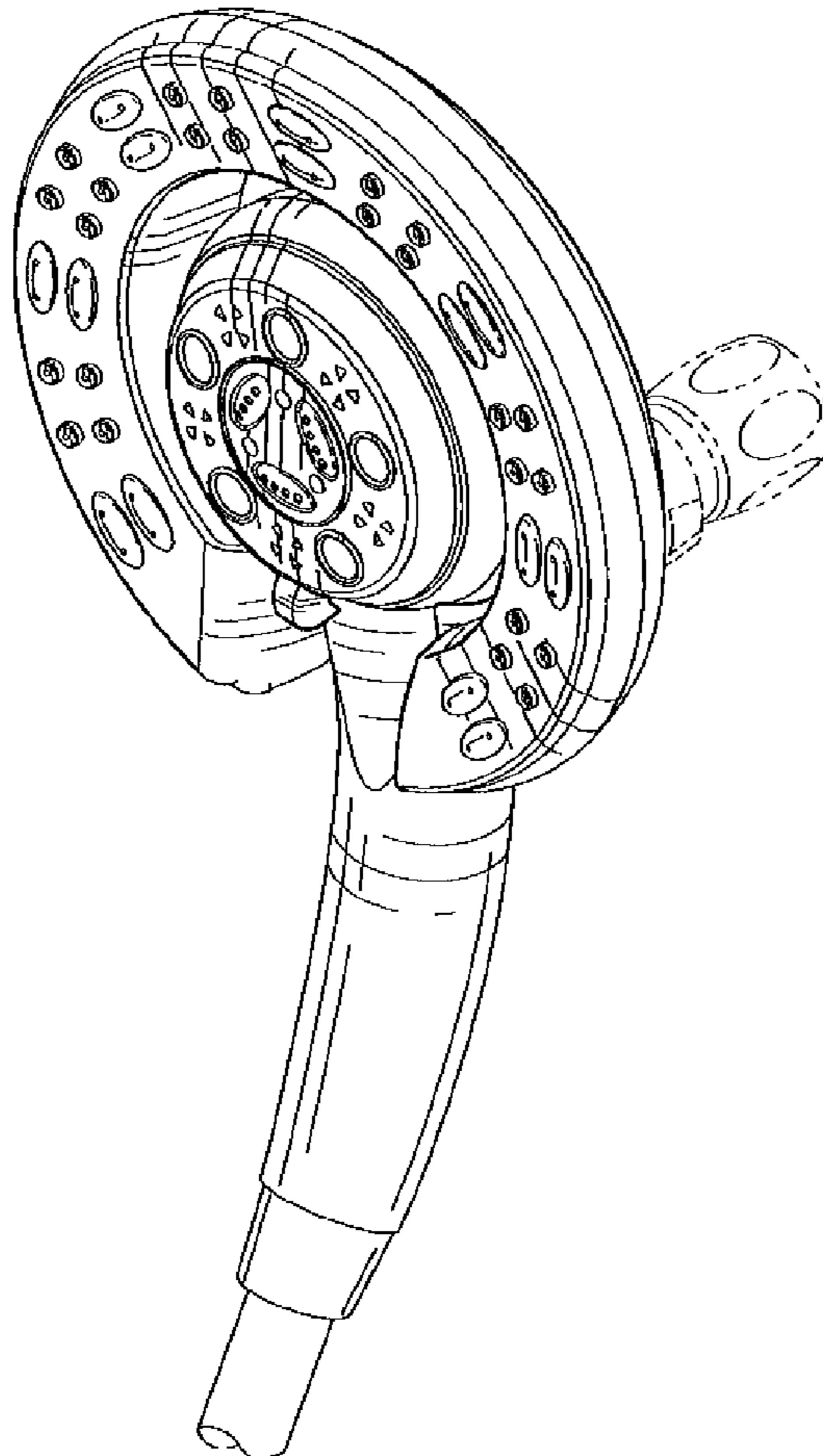
(56) **References Cited**

The broken line showing in FIGS. 1, 3-5 is included for the purpose of illustrating and forms no part of the claimed design.

**U.S. PATENT DOCUMENTS**

- D508,728 S \* 8/2005 Kobi et al. .... D23/213
- D509,562 S \* 9/2005 Kobi et al. .... D23/213
- D556,294 S \* 11/2007 Wroblewski et al. .... D23/223

**1 Claim, 2 Drawing Sheets**



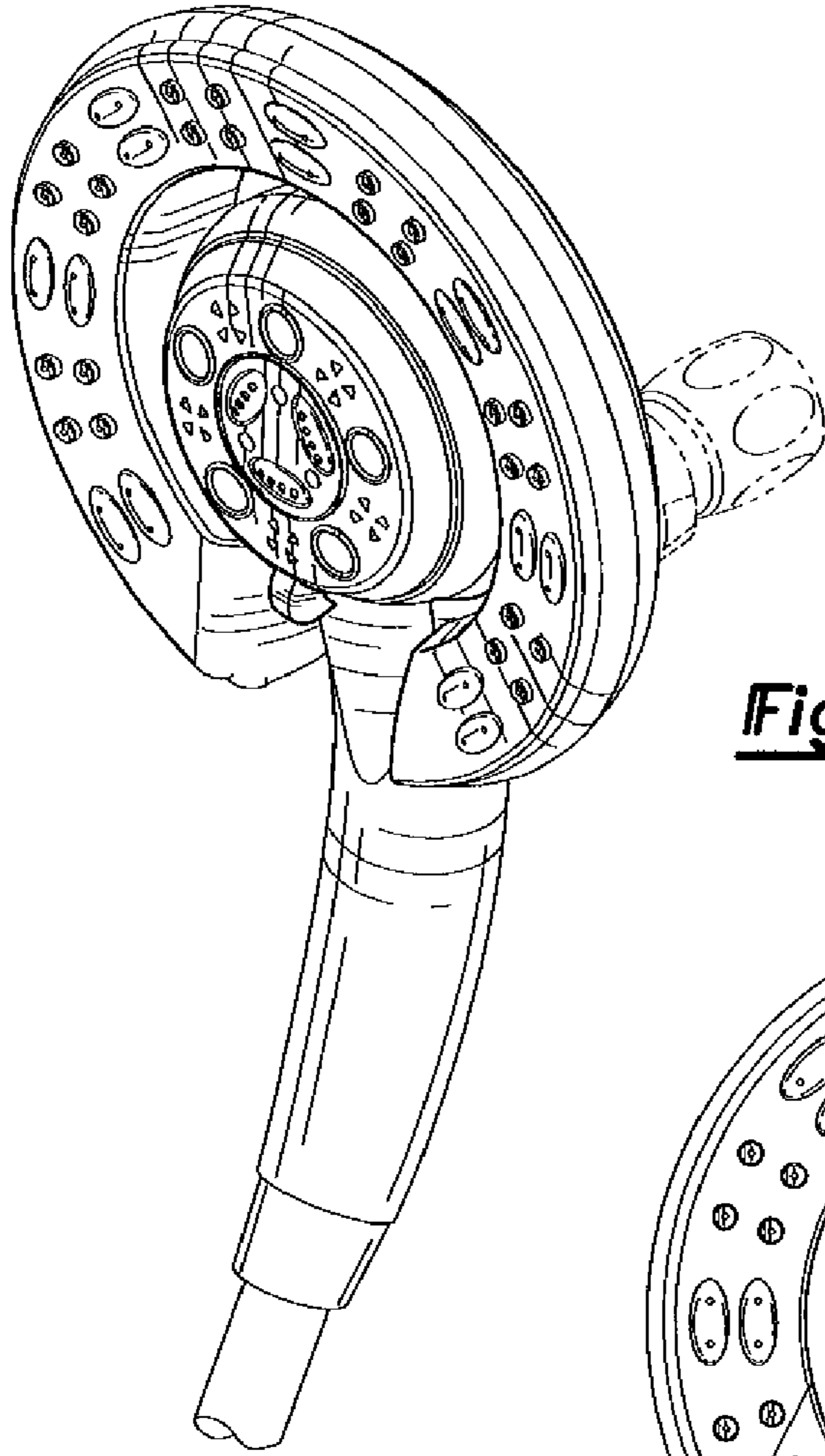


Fig-1

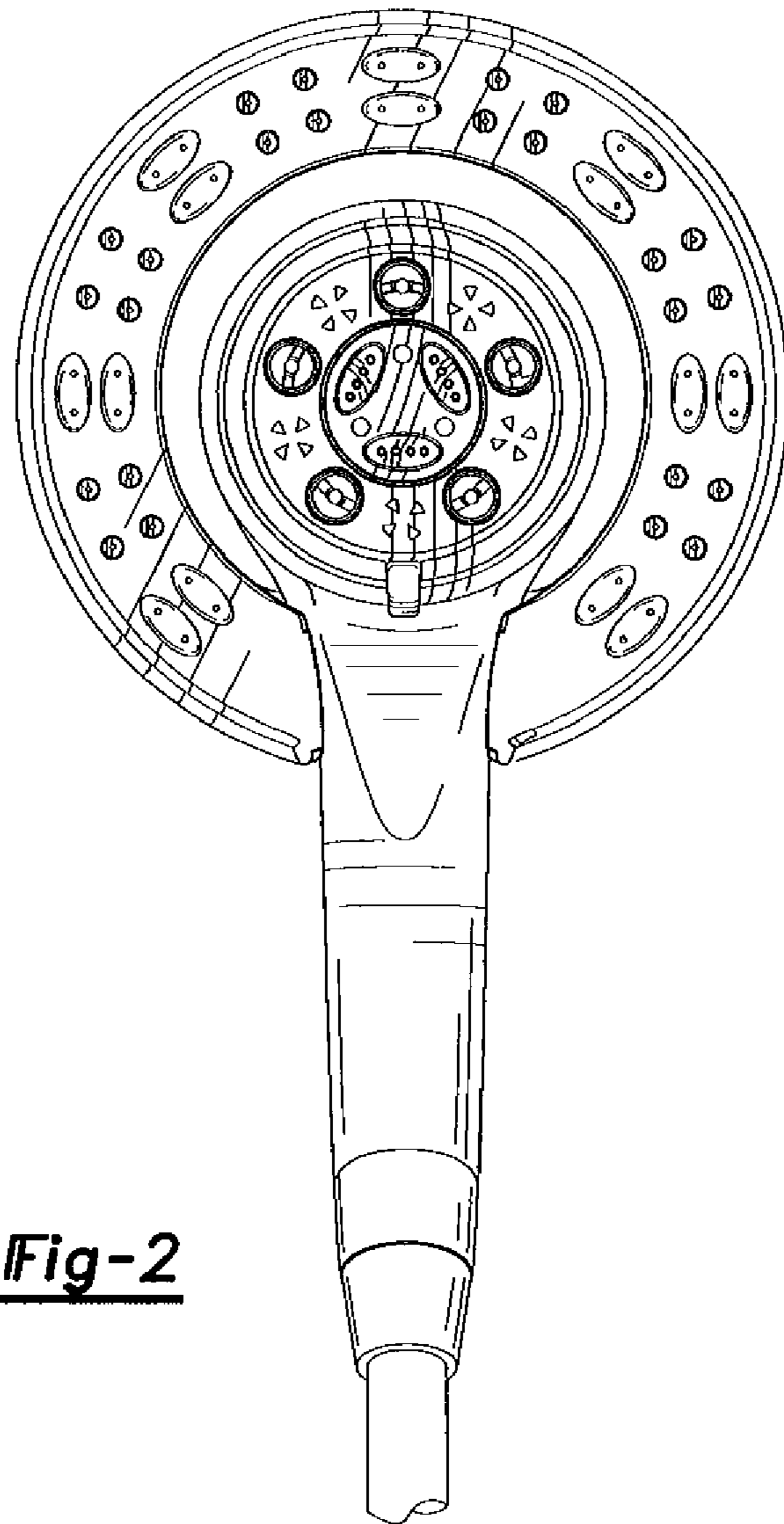


Fig-2

