



US00D621897S

(12) **United States Design Patent**
Churchill et al.

(10) **Patent No.:** **US D621,897 S**

(45) **Date of Patent:** **** Aug. 17, 2010**

(54) **WATER SPORT TRAINING DEVICE**

(76) Inventors: **Robert Lee Churchill**, 1432 Sterling Rd., Redlands, CA (US) 92373; **Mary Louise Churchill**, 1432 Sterling Rd., Redlands, CA (US) 92373

(**) Term: **14 Years**

(21) Appl. No.: **29/353,927**

(22) Filed: **Jan. 15, 2010**

Related U.S. Application Data

(63) Continuation of application No. 12/355,615, filed on Jan. 16, 2009.

(51) **LOC (9) Cl.** **21-02**

(52) **U.S. Cl.** **D21/801; D21/803**

(58) **Field of Classification Search** D21/769-770, D21/801, 803, 809; 114/253, 345-346; 441/35, 441/66, 40-42, 129-132; 472/128-129; D12/5, 6, 316

See application file for complete search history.

(56) **References Cited**

U.S. PATENT DOCUMENTS

2,841,805	A	7/1958	Roudebush	
3,585,664	A	9/1969	Thompson	
4,460,344	A	7/1984	Notermann	
4,606,728	A	8/1986	Simpson	
4,865,572	A	9/1989	Andes	
D314,033	S *	1/1991	Chang	D21/770
5,485,981	A *	1/1996	Lindahl	248/641
D377,821	S *	2/1997	Kuan	D21/809

D384,721	S *	10/1997	Peterson	D21/809
D390,619	S *	2/1998	Peterson	D21/809
5,713,294	A *	2/1998	Wang	114/345
5,713,773	A *	2/1998	Churchill	441/66
5,729,840	A *	3/1998	Wu	4/588
D393,683	S *	4/1998	Song et al.	D21/803
D394,095	S *	5/1998	Kuan	D21/809
D399,551	S *	10/1998	Peterson	D21/803
D428,092	S *	7/2000	Peterson	D21/803
6,306,000	B1	10/2001	Parten et al.	
D450,626	S *	11/2001	Preest	D12/5
6,386,932	B1	5/2002	Murphy	

* cited by examiner

Primary Examiner—Janice E Seeger

Assistant Examiner—Zenia I Bennett

(74) *Attorney, Agent, or Firm*—Mind Law Firm; Justin G. Sanders; Jeromye V. Sartain

(57) **CLAIM**

The ornamental design for a water sport training device, as shown and described.

DESCRIPTION

FIG. 1 is a perspective view showing an exemplary embodiment of our new water sport training device design;

FIG. 2 is a front view thereof;

FIG. 3 is a rear view thereof;

FIG. 4 is a left side view thereof;

FIG. 5 is a right side view thereof;

FIG. 6 is a top view thereof; and,

FIG. 7 is a bottom view thereof.

1 Claim, 5 Drawing Sheets

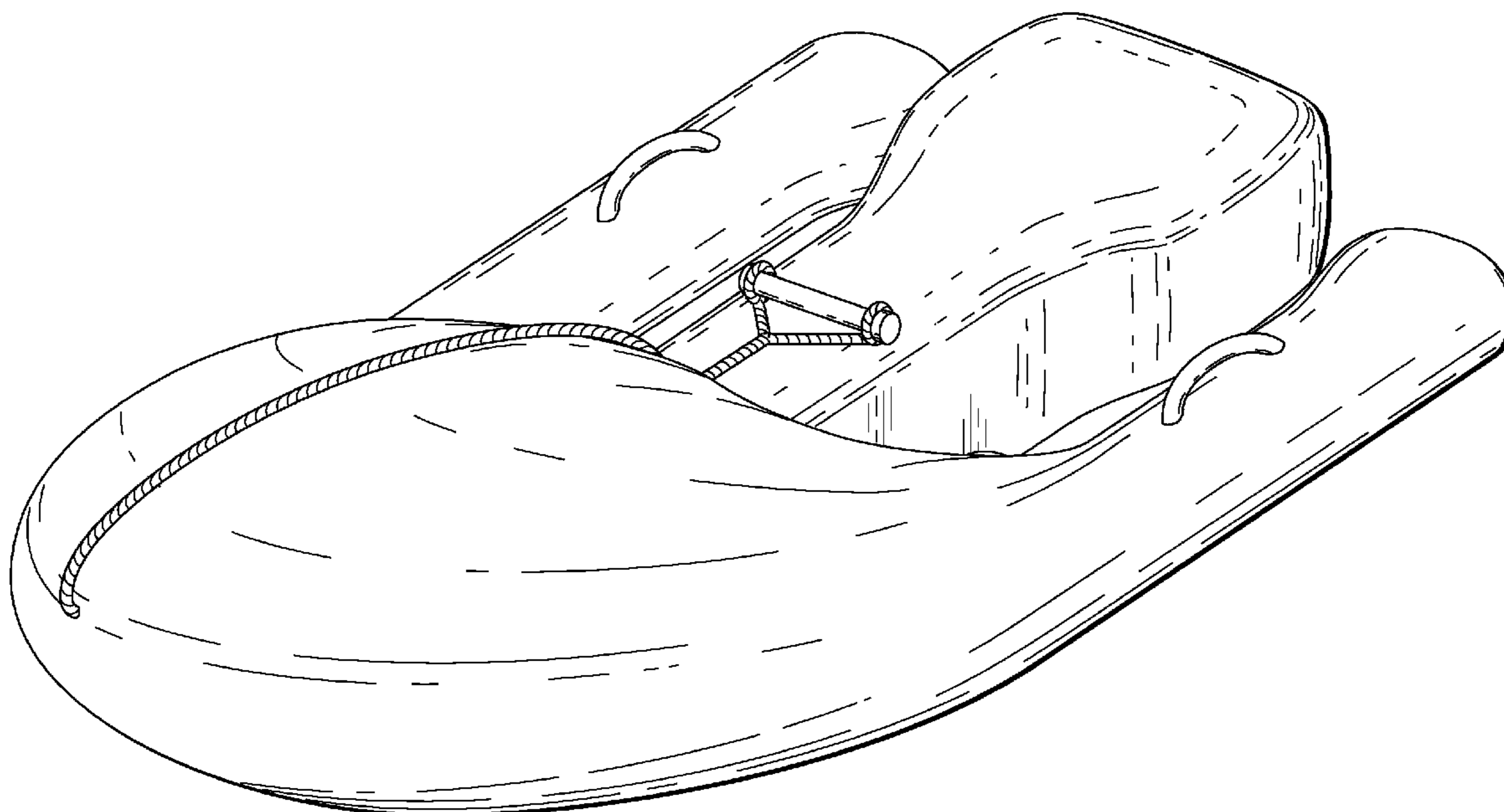




Fig. 1

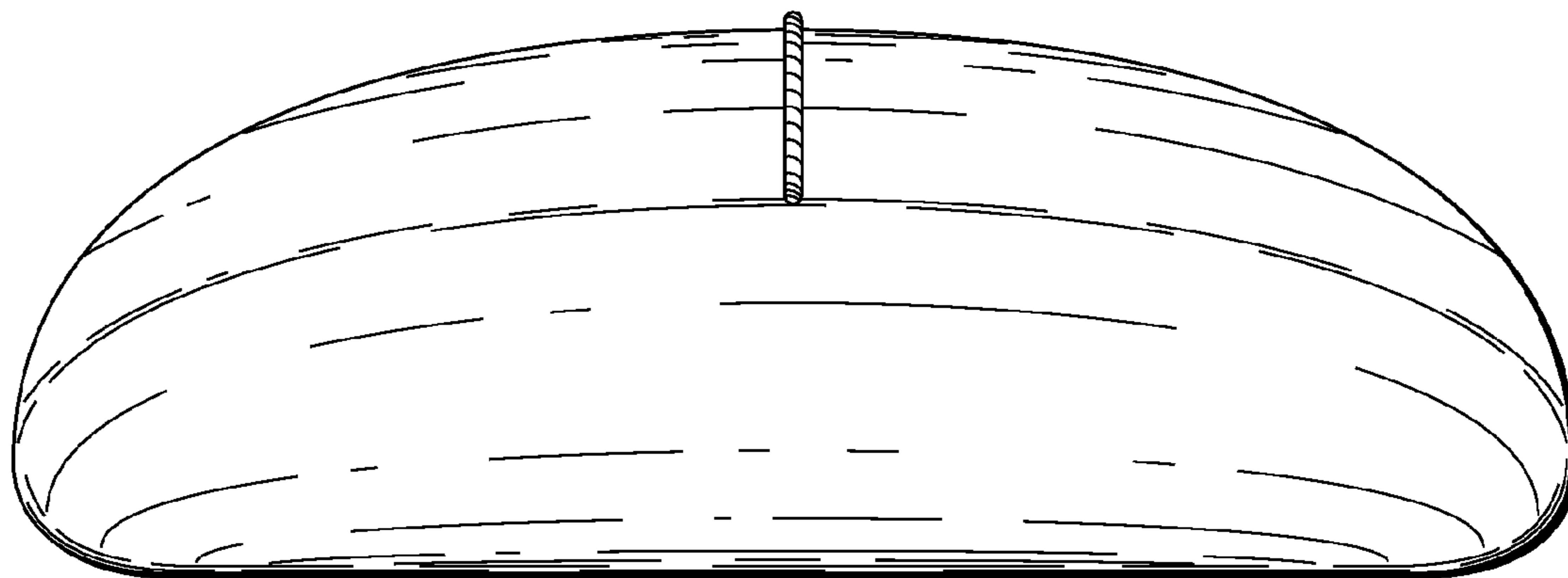


Fig. 2

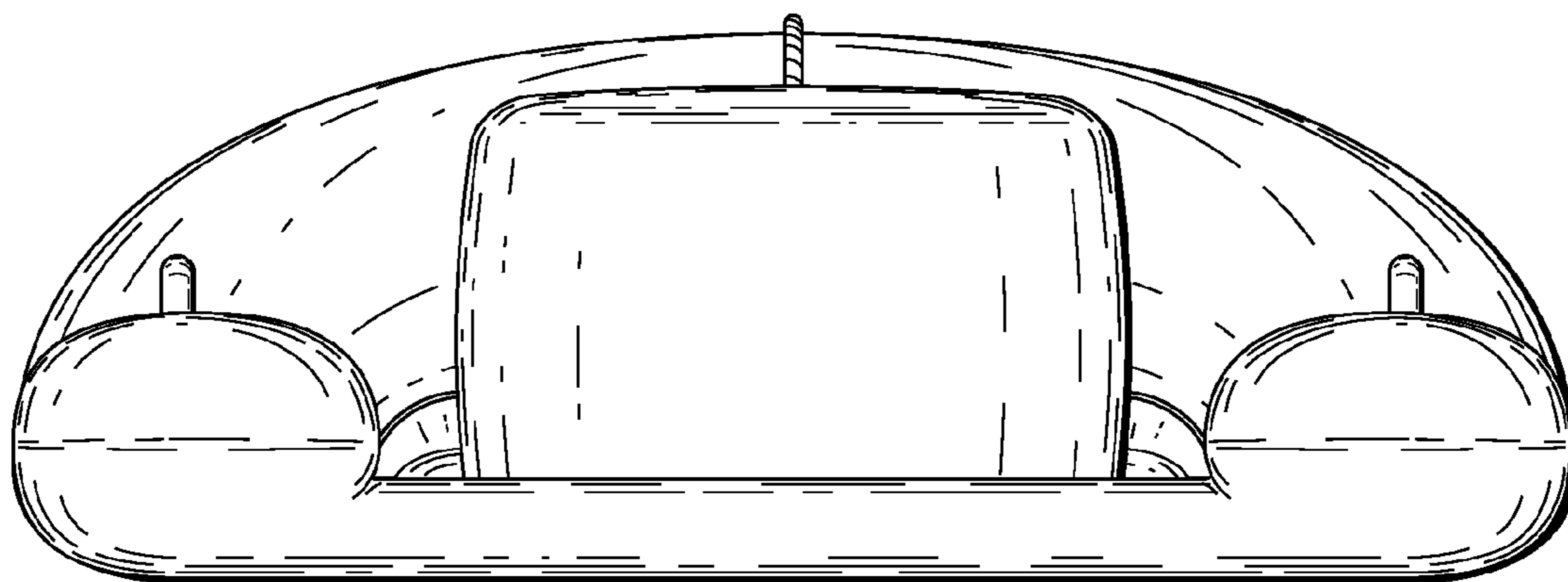


Fig. 3

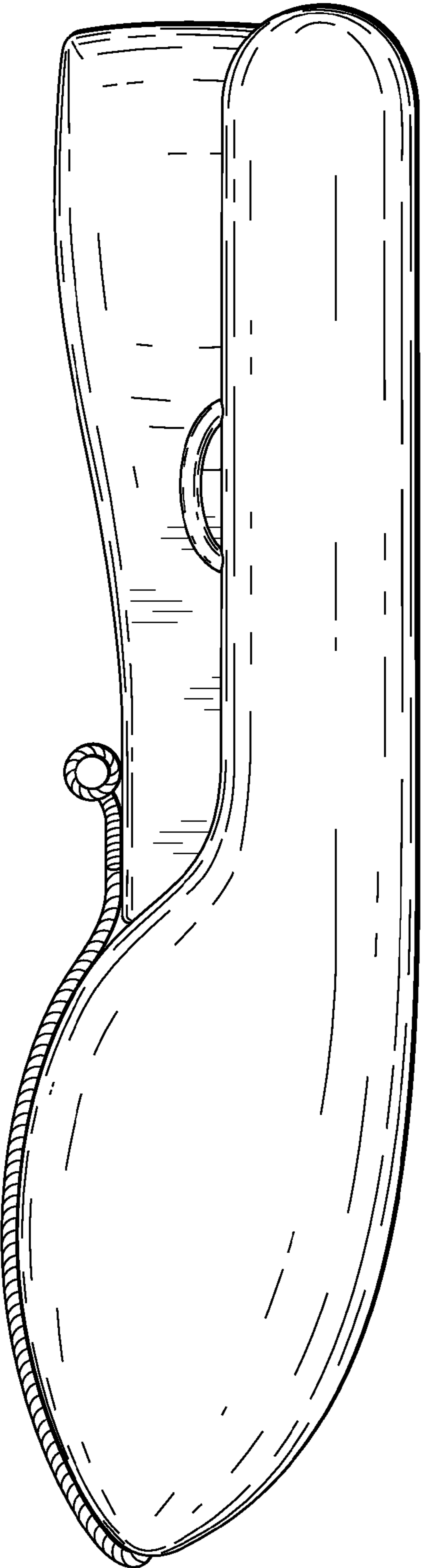


Fig. 4

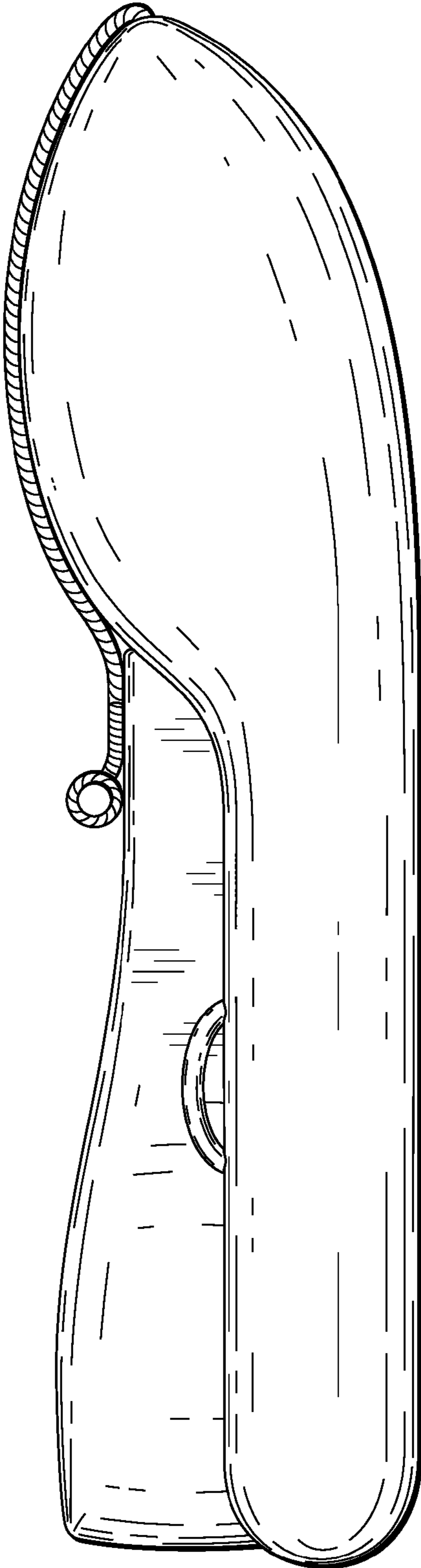


Fig. 5

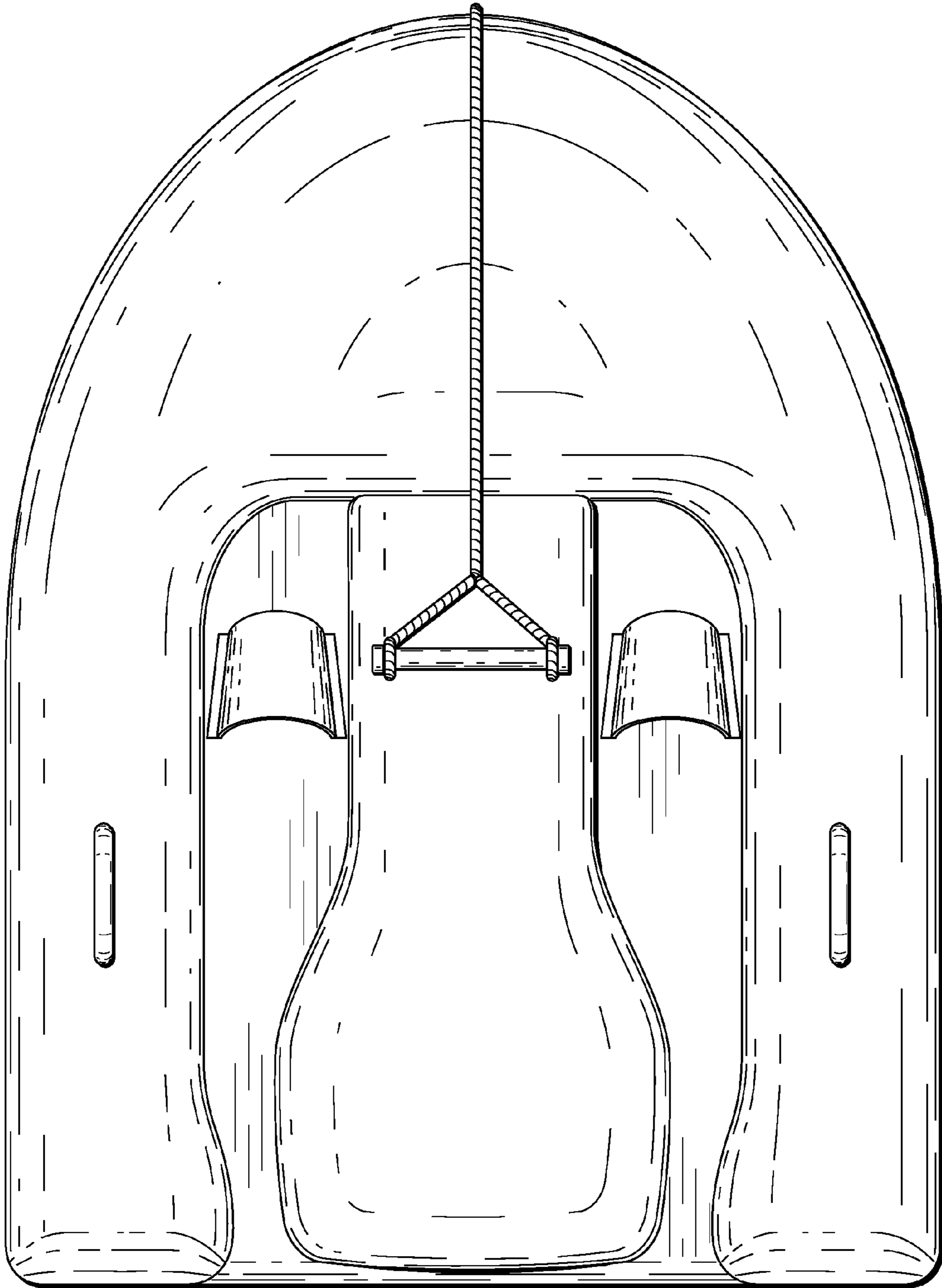


Fig. 6

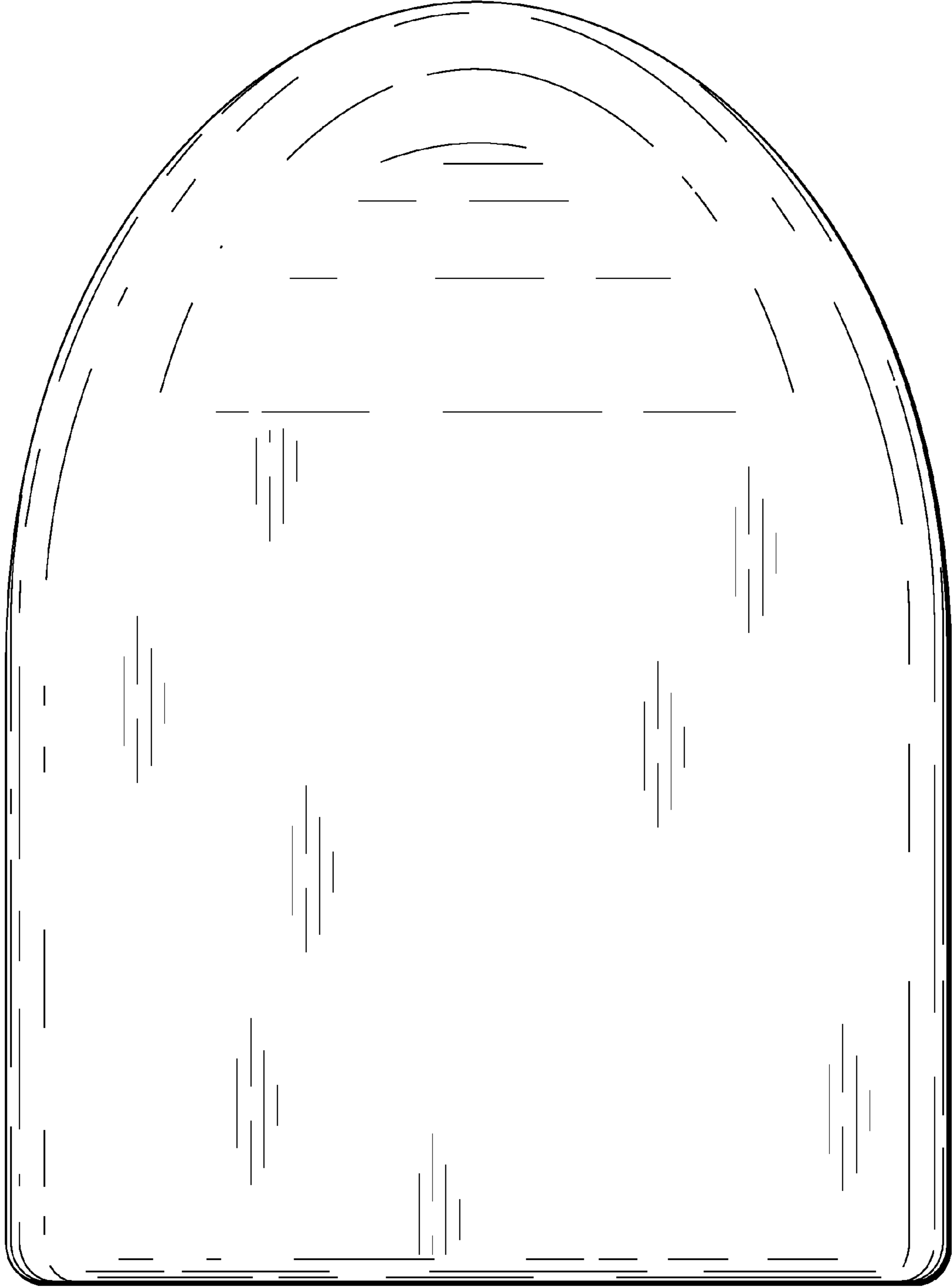


Fig. 7