



US00D621895S

(12) **United States Design Patent**
Schweigert et al.

(10) **Patent No.:** **US D621,895 S**
(45) **Date of Patent:** **** Aug. 17, 2010**

(54) **BADGE FOR A GOLF CLUB HEAD**
(75) Inventors: **Bradley D. Schweigert**, Anthem, AZ
(US); **Xiaojian Chen**, Phoenix, AZ
(US); **David D. Jones**, Phoenix, AZ (US)

D495,390 S 8/2004 Pinder
D500,350 S 12/2004 Schweigert et al.
D500,351 S 12/2004 Schweigert et al.

(73) Assignee: **Karsten Manufacturing Corporation**,
Phoenix, AZ (US)

(Continued)

(**) Term: **14 Years**

OTHER PUBLICATIONS

(21) Appl. No.: **29/357,791**

Schweigert et al., "Badge for a Golf Club Head," U.S. Appl. No. 29/353,411, filed Jan. 8, 2010.

(22) Filed: **Mar. 17, 2010**

(Continued)

(51) **LOC (9) Cl.** **21-02**

Primary Examiner—Mitchell I Siegel

(52) **U.S. Cl.** **D21/759**

(58) **Field of Classification Search** D21/747–751,
D21/759; 473/324–331, 350

(57) **CLAIM**

See application file for complete search history.

The ornamental design for a badge for a golf club head, as shown and described.

(56) **References Cited**

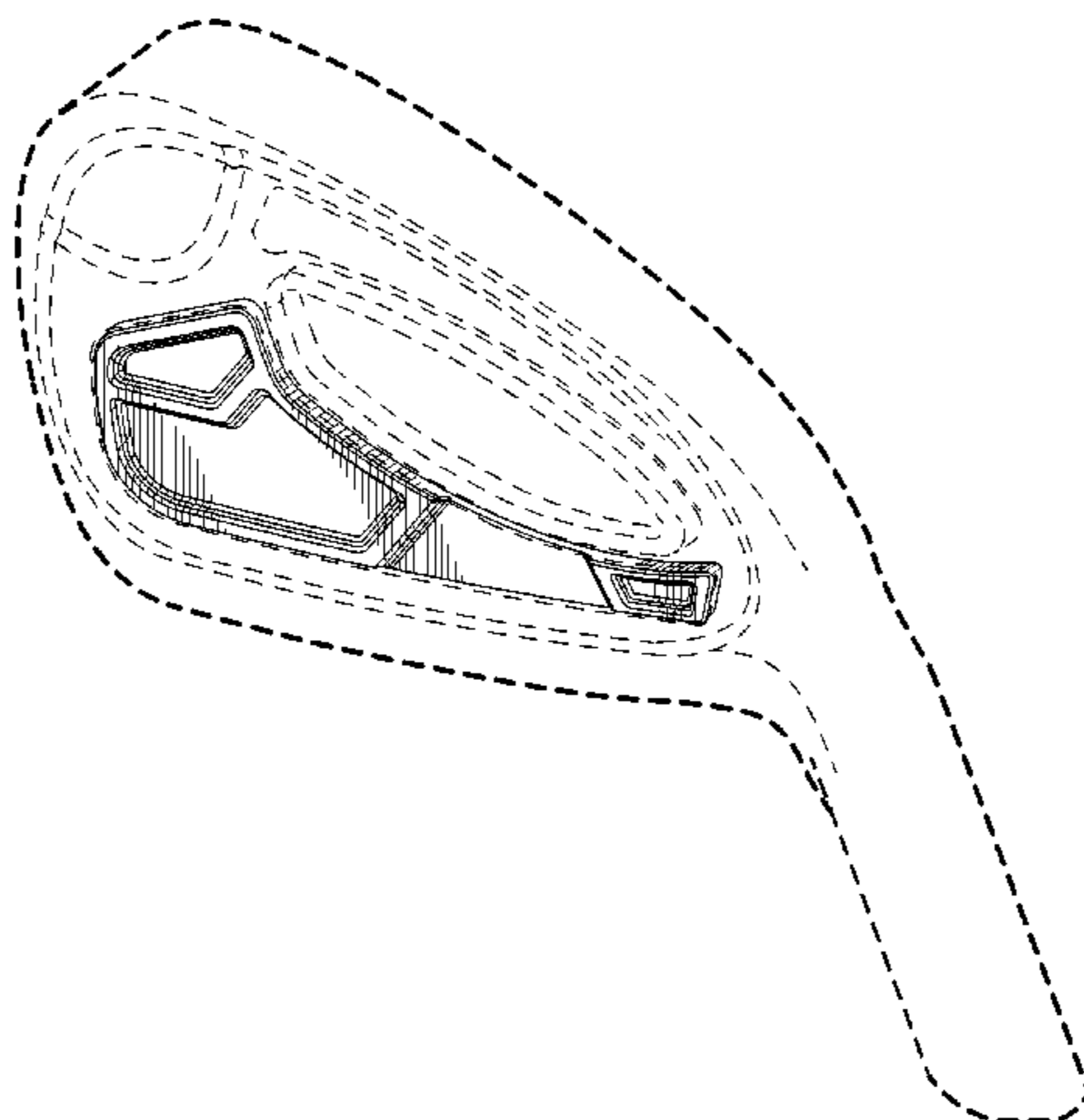
U.S. PATENT DOCUMENTS

D244,558 S	5/1977	Elkins, Jr.
D361,813 S	8/1995	Guibaud et al.
5,492,327 A	2/1996	Biafore, Jr.
5,564,705 A	10/1996	Kobayashi et al.
5,593,356 A	1/1997	Takeda
5,658,206 A	8/1997	Antonious
D398,355 S	9/1998	Chou et al.
D409,702 S	5/1999	Gallagher
D420,080 S	2/2000	Gates
6,042,486 A	3/2000	Gallagher
D424,146 S	5/2000	Maltby
D428,632 S	7/2000	Besnard et al.
D435,073 S	12/2000	Stone et al.
D435,277 S	12/2000	Erickson et al.
6,210,290 B1	4/2001	Erickson et al.
D442,245 S	5/2001	Roach et al.
6,251,029 B1	6/2001	Roberts
D445,862 S	7/2001	Ford
D453,949 S	2/2002	Helmstetter et al.
D480,440 S	10/2003	Rollinson et al.
D481,775 S	11/2003	Best
D494,648 S	8/2004	Schweigert et al.
D494,649 S	8/2004	Imamoto

DESCRIPTION

FIG. 1 is a top perspective view of a badge for a golf club head;
FIG. 2 is a top perspective view of the badge portion of the golf club head, shown for clarity of illustration;
FIG. 3 is a front elevational view of FIG. 2;
FIG. 4 is a rear elevational view of FIG. 2;
FIG. 5 is a top view of FIG. 2;
FIG. 6 is a bottom view of FIG. 2;
FIG. 7 is a left side view of FIG. 2; and,
FIG. 8 is a right side view of FIG. 2.
The broken lines shown in one or more of the figures are for illustrative purposes only and form no part of the claimed design.

1 Claim, 3 Drawing Sheets



US D621,895 S

Page 2

U.S. PATENT DOCUMENTS

D502,237 S	2/2005	Schweigert et al.	D549,795 S	8/2007	Rollinson
D502,975 S	3/2005	Schweigert et al.	D550,316 S	9/2007	Nagai et al.
D504,925 S	5/2005	Schweigert et al.	D554,215 S	10/2007	Ruggiero et al.
D505,171 S	5/2005	Schweigert et al.	D561,855 S	2/2008	Schweigert et al.
D507,321 S	7/2005	Dogan et al.	D562,925 S	2/2008	Schweigert et al.
D507,614 S	7/2005	Schweigert et al.	D570,942 S *	6/2008	Chen et al. D21/759
D508,099 S	8/2005	Schweigert et al.	D570,943 S	6/2008	Chen et al.
D509,868 S	9/2005	Imamoto	D571,425 S *	6/2008	Chen et al. D21/759
D514,183 S	1/2006	Schweigert et al.	D571,426 S	6/2008	Chen et al.
D516,649 S	3/2006	Imamoto	D571,427 S *	6/2008	Schweigert et al. D21/759
7,066,834 B2	6/2006	Yamamoto	D572,329 S	7/2008	Nicolette et al.
D525,330 S	7/2006	Imamoto	D573,219 S	7/2008	Schweigert et al.
D526,375 S	8/2006	Kawami	D574,915 S	8/2008	Jones et al.
D528,617 S	9/2006	Imamoto	D577,783 S	9/2008	Schweigert et al.
D530,759 S	10/2006	Nicolette et al.	D578,590 S	10/2008	Schweigert et al.
D530,760 S	10/2006	Schweigert et al.	D581,004 S *	11/2008	Schweigert et al. D21/759
D532,849 S	11/2006	Nicolette et al.	D596,258 S *	7/2009	Jertson et al. D21/759
D534,228 S	12/2006	Nicolette et al.	D596,688 S *	7/2009	Schweigert et al. D21/759
D534,597 S	1/2007	Nicolette et al.	2007/0281796 A1	12/2007	Gilbert et al.
D536,759 S	2/2007	Schweigert et al.			
D538,366 S	3/2007	Nicolette et al.			
D539,863 S	4/2007	Nunez et al.			
D541,360 S	4/2007	Schweigert et al.			
7,207,900 B2 *	4/2007	Nicolette et al. 473/350			

OTHER PUBLICATIONS

Nicolette et al., "Golf Club Head," U.S. Appl. No. 29/357,783, filed Mar. 17, 2010.

* cited by examiner

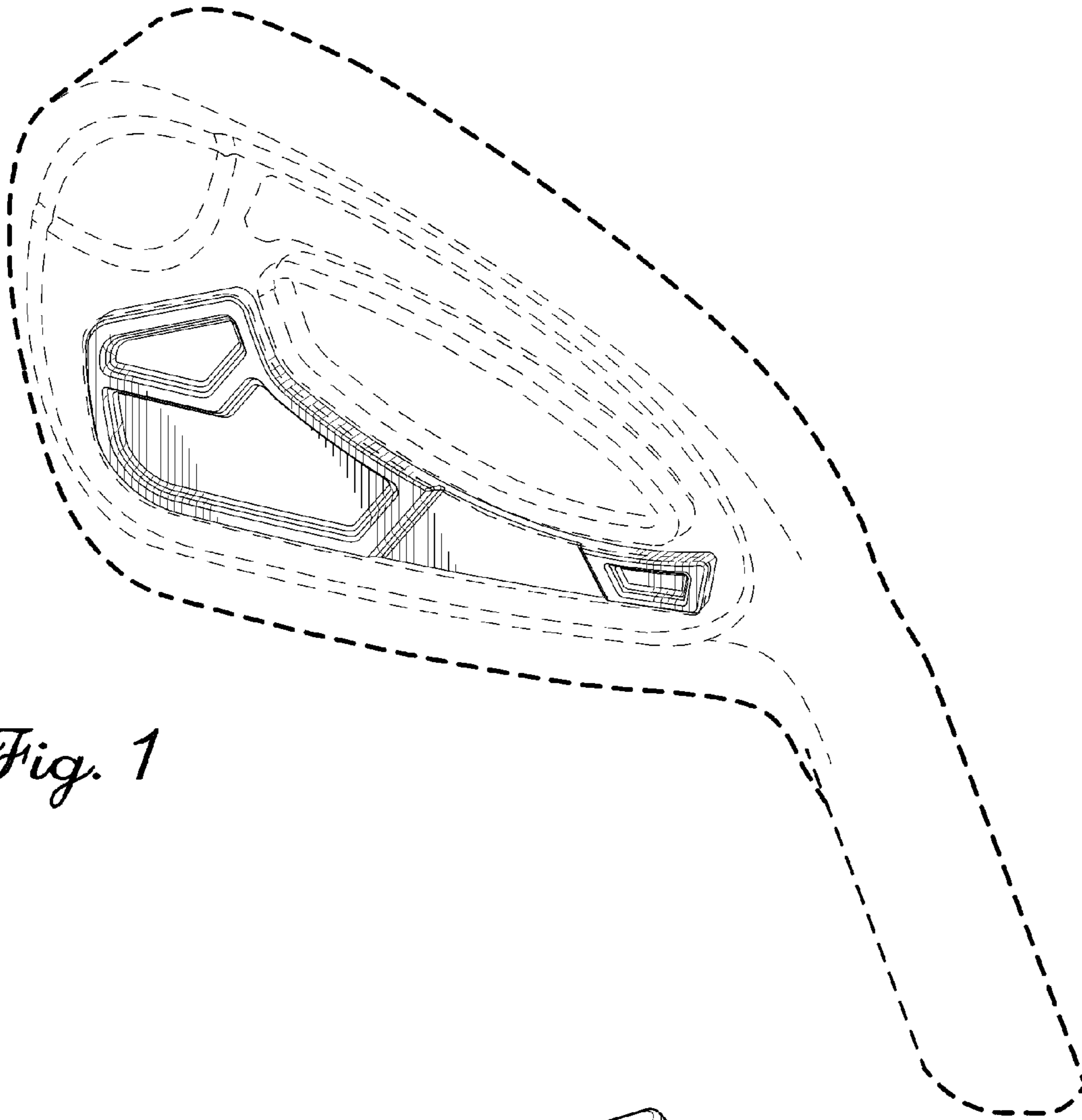


Fig. 1

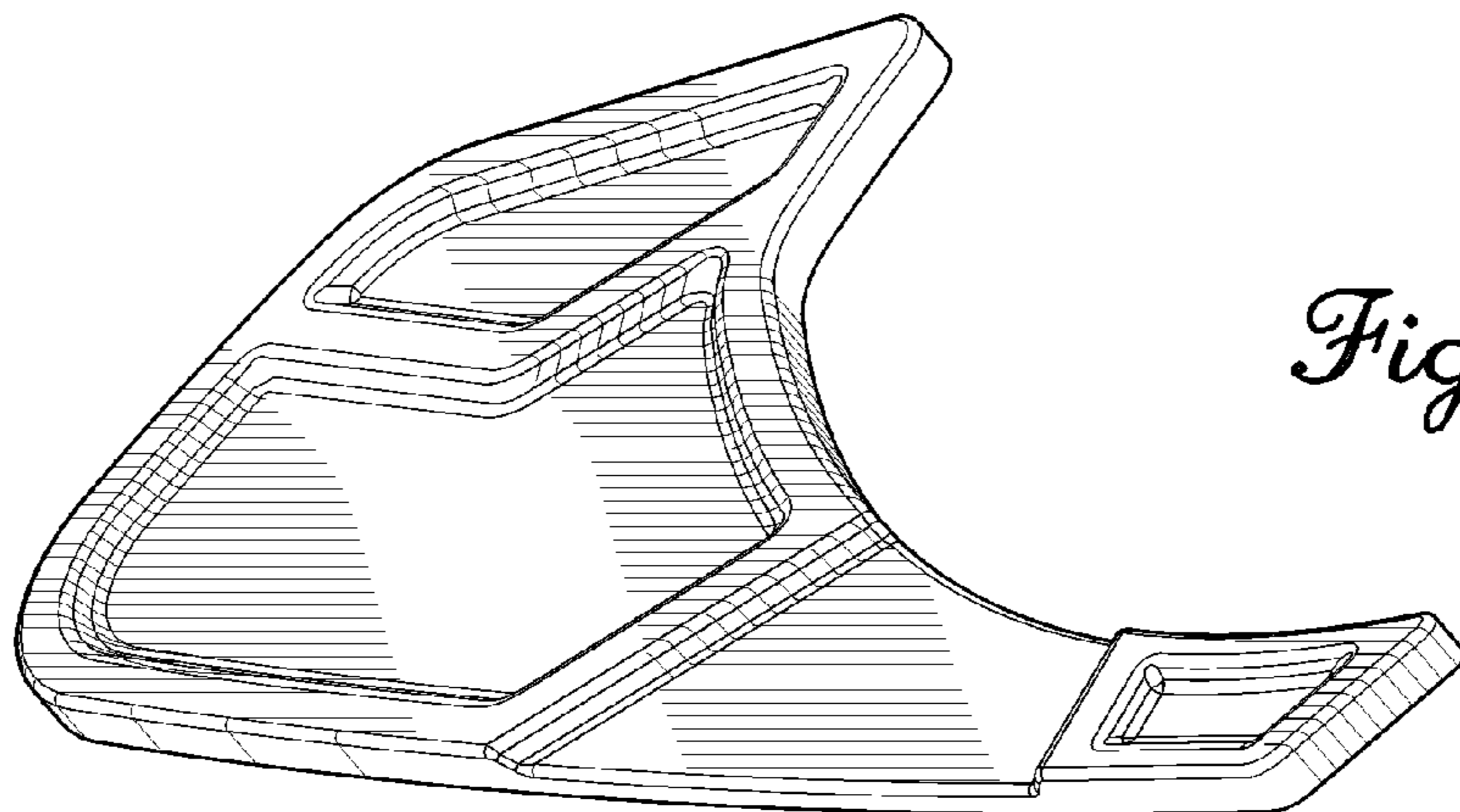


Fig. 2

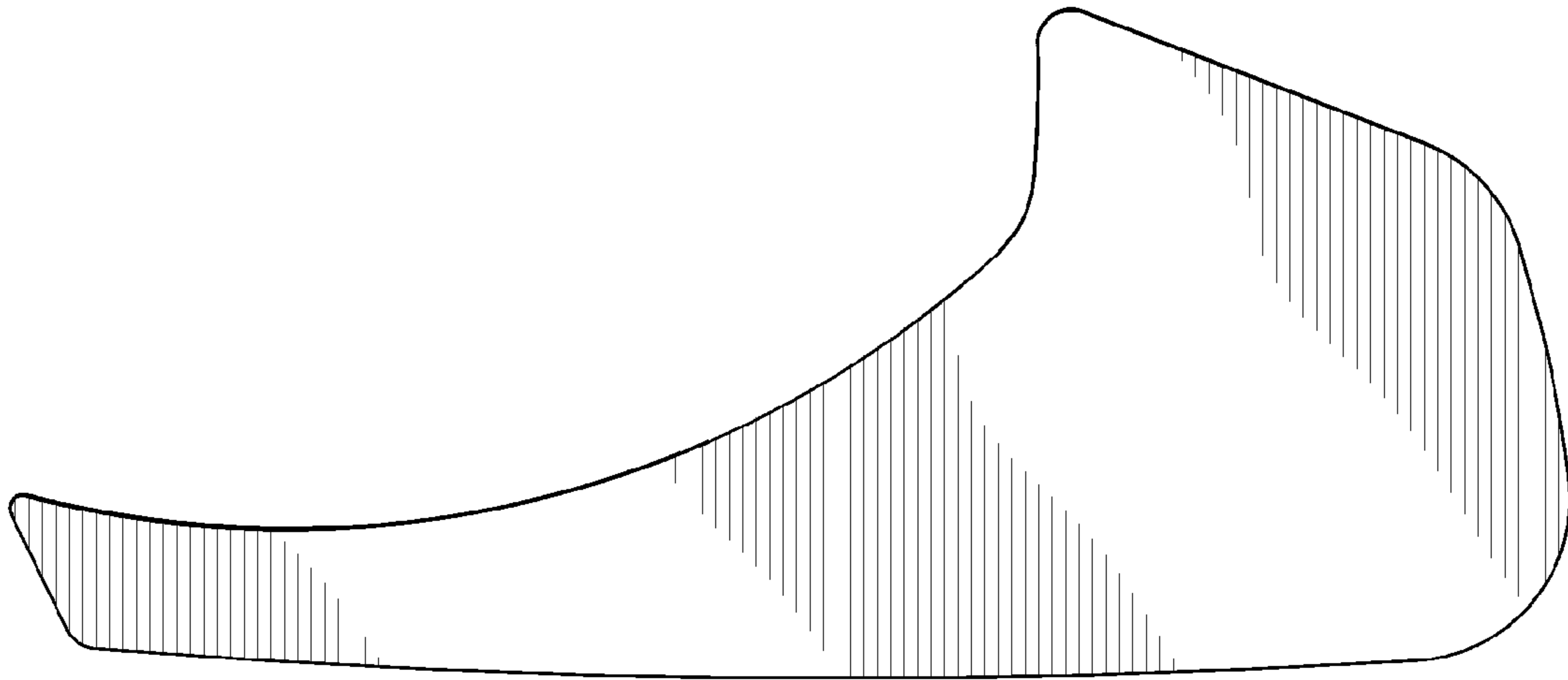


Fig. 3

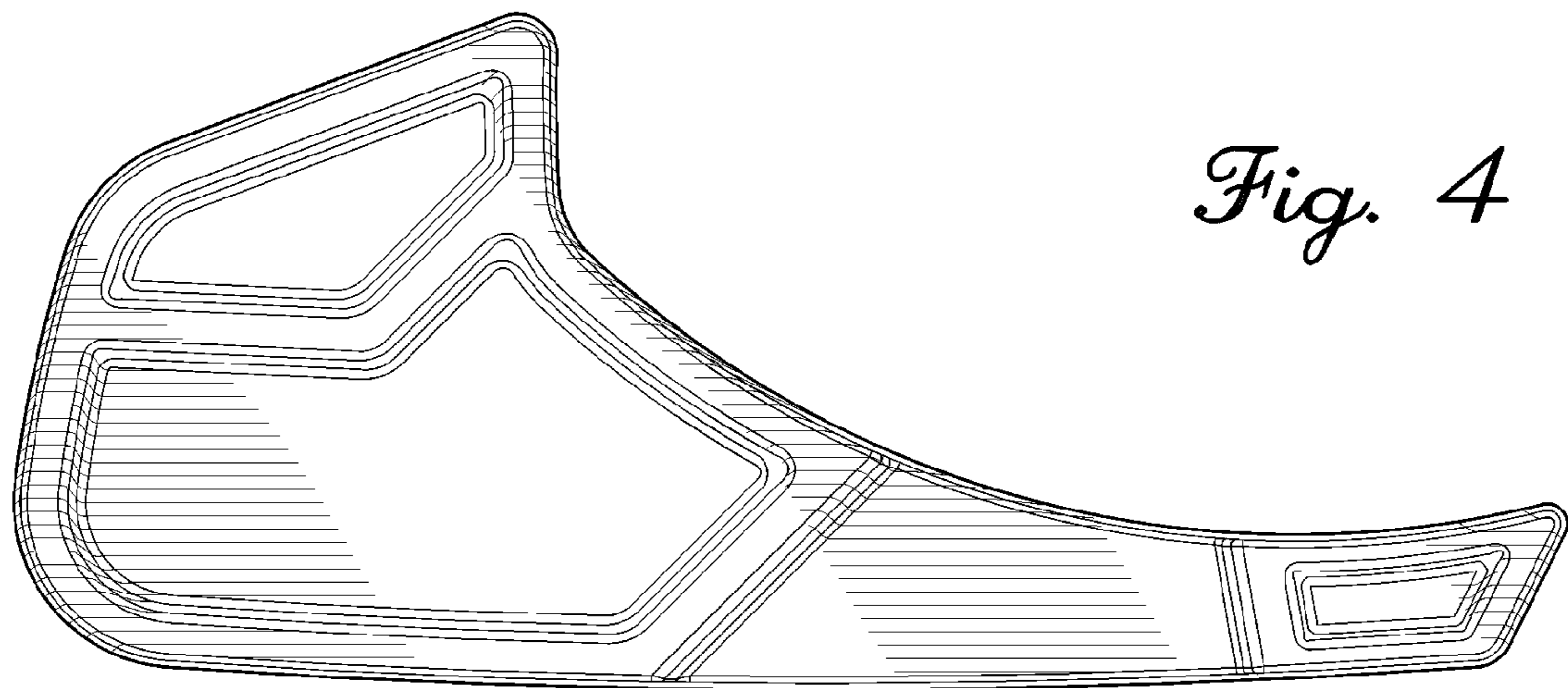


Fig. 4




Fig. 5




Fig. 6



Fig. 7



Fig. 8