



US00D621860S

(12) **United States Design Patent**  
**Fukano et al.**

(10) **Patent No.:** **US D621,860 S**  
(45) **Date of Patent:** **\*\* Aug. 17, 2010**

(54) **ELECTRIC ACTUATOR**

(75) Inventors: **Yoshihiro Fukano**, Tsukubamirai (JP);  
**Toru Sugiyama**, Tsukubamirai (JP);  
**Masaki Miyahara**, Tsukubamirai (JP)

(73) Assignee: **SMC Corporation**, Chiyoda-ku, Tokyo  
(JP)

(\*\*) Term: **14 Years**

(21) Appl. No.: **29/312,305**

(22) Filed: **Oct. 14, 2008**

(30) **Foreign Application Priority Data**

Apr. 18, 2008 (JP) ..... 2008-009998

(51) **LOC (9) Cl.** ..... **15-09**

(52) **U.S. Cl.** ..... **D15/143; D13/110; D13/107**

(58) **Field of Classification Search** ..... D13/107-110,  
D13/133, 144, 158, 162, 166, 118-119, 184,  
D13/199; D14/251, 253, 432, 434, 155;  
320/107-115; 439/300, 620.01, 638, 668-669,  
439/675, 825; 363/146; D15/5, 7, 9, 143,  
D15/148, 199; 310/10, 12, 15, 20, 78, 80,  
310/300; 74/89.15, 411.5, 490.09; 297/14,  
297/325, 327

See application file for complete search history.

(56) **References Cited**

**U.S. PATENT DOCUMENTS**

D330,700 S \* 11/1992 Wharton ..... D13/158  
D345,958 S \* 4/1994 Keller et al. .... D13/108  
D378,214 S \* 2/1997 Ikumi ..... D15/7  
D379,468 S \* 5/1997 Nagai et al. .... D15/199  
D380,221 S \* 6/1997 Nagai et al. .... D15/199  
D399,491 S \* 10/1998 Nagai et al. .... D13/158

D399,830 S \* 10/1998 Nagai et al. .... D13/158  
D412,917 S \* 8/1999 Nagai et al. .... D15/199  
D412,918 S \* 8/1999 Nagai et al. .... D15/199  
D413,129 S \* 8/1999 Nagai et al. .... D15/199  
D523,880 S \* 6/2006 Christensen et al. .... D15/143  
D577,753 S \* 9/2008 Lund et al. .... D15/143  
D589,459 S \* 3/2009 Iida ..... D13/158  
D595,752 S \* 7/2009 Lin et al. .... D15/143  
D595,753 S \* 7/2009 Tseng ..... D15/143  
D596,653 S \* 7/2009 Fukano et al. .... D15/143  
D611,514 S \* 3/2010 Fukano et al. .... D15/143  
D612,877 S \* 3/2010 Noguchi ..... D15/143  
2005/0011291 A1 \* 1/2005 Nagai et al. .... 74/89.32  
2006/0081078 A1 \* 4/2006 Nagai et al. .... 74/89.23  
2008/0048514 A1 \* 2/2008 Hoffmann et al. .... 310/78

\* cited by examiner

*Primary Examiner*—Rosemary K Tarca

(74) *Attorney, Agent, or Firm*—Yokoi & Co., U.S.A., Inc.;  
Toshiyuki Yokoi

(57) **CLAIM**

The ornamental design for an electric actuator, as shown and described.

**DESCRIPTION**

FIG. 1 shows a front view of an electric actuator showing my new design;

FIG. 2 shows a rear view thereof;

FIG. 3 shows a right side view thereof;

FIG. 4 shows a left side view thereof;

FIG. 5 shows a top view thereof;

FIG. 6 shows a bottom view thereof; and,

FIG. 7 shows a top, front and left side perspective view thereof.

**1 Claim, 4 Drawing Sheets**

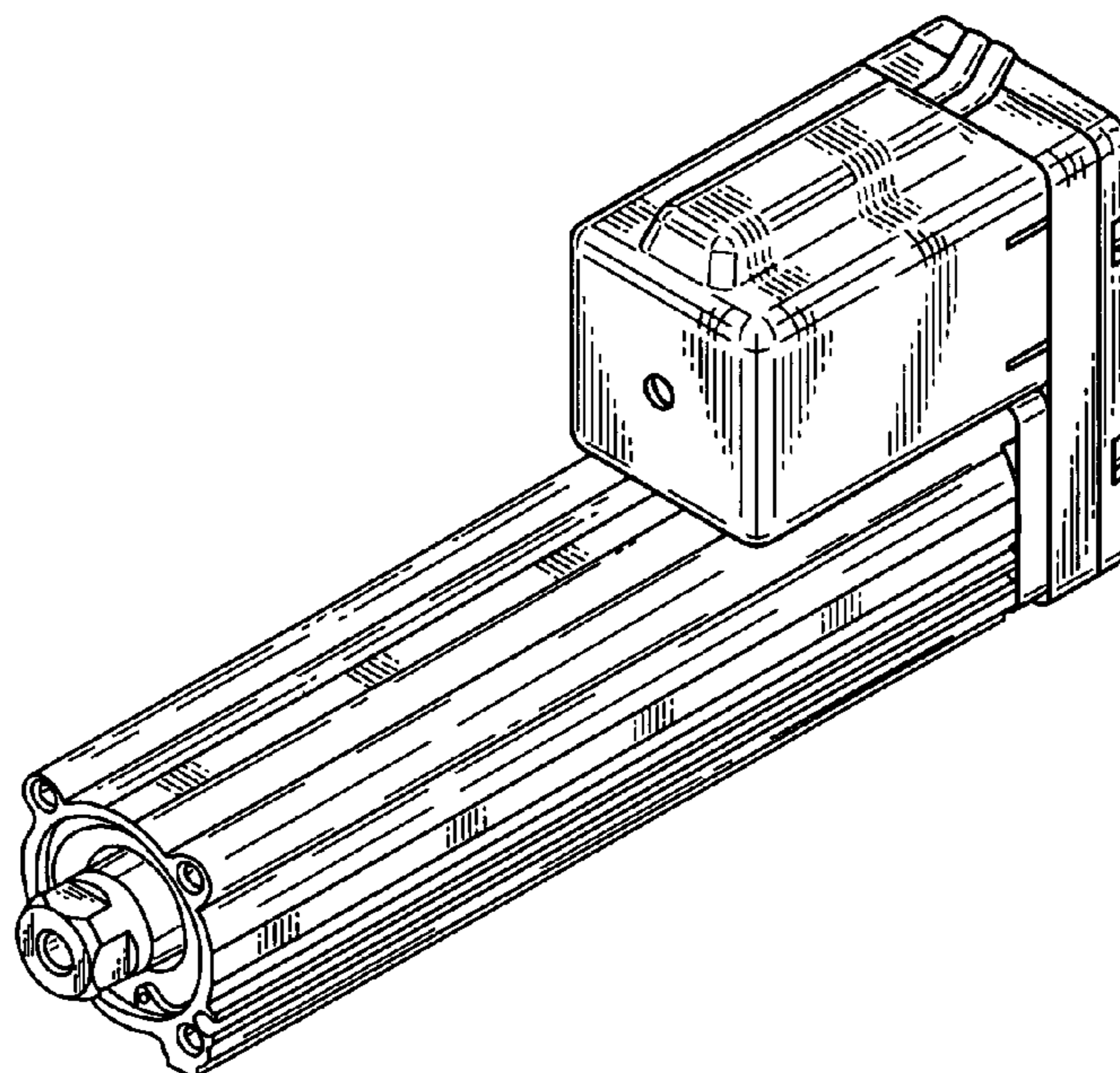


FIG. 1

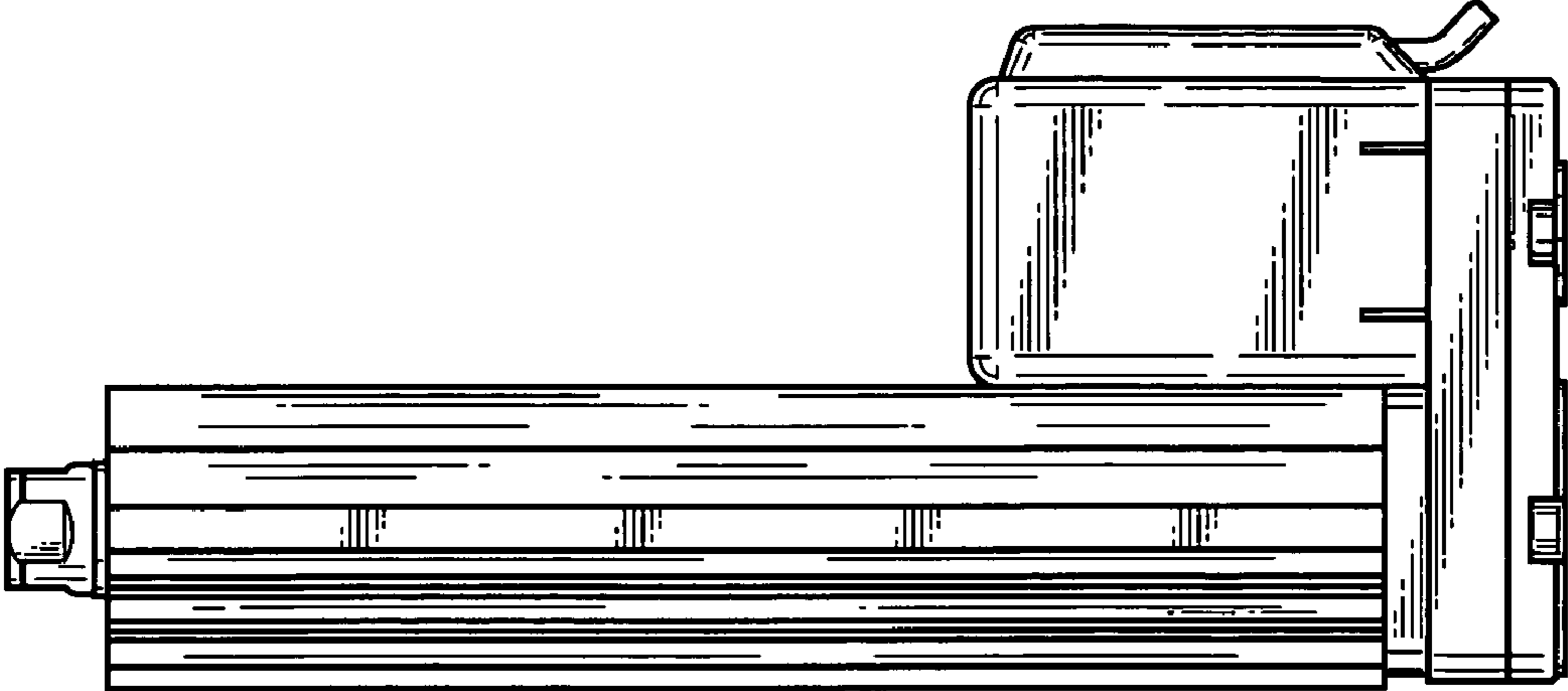


FIG. 2

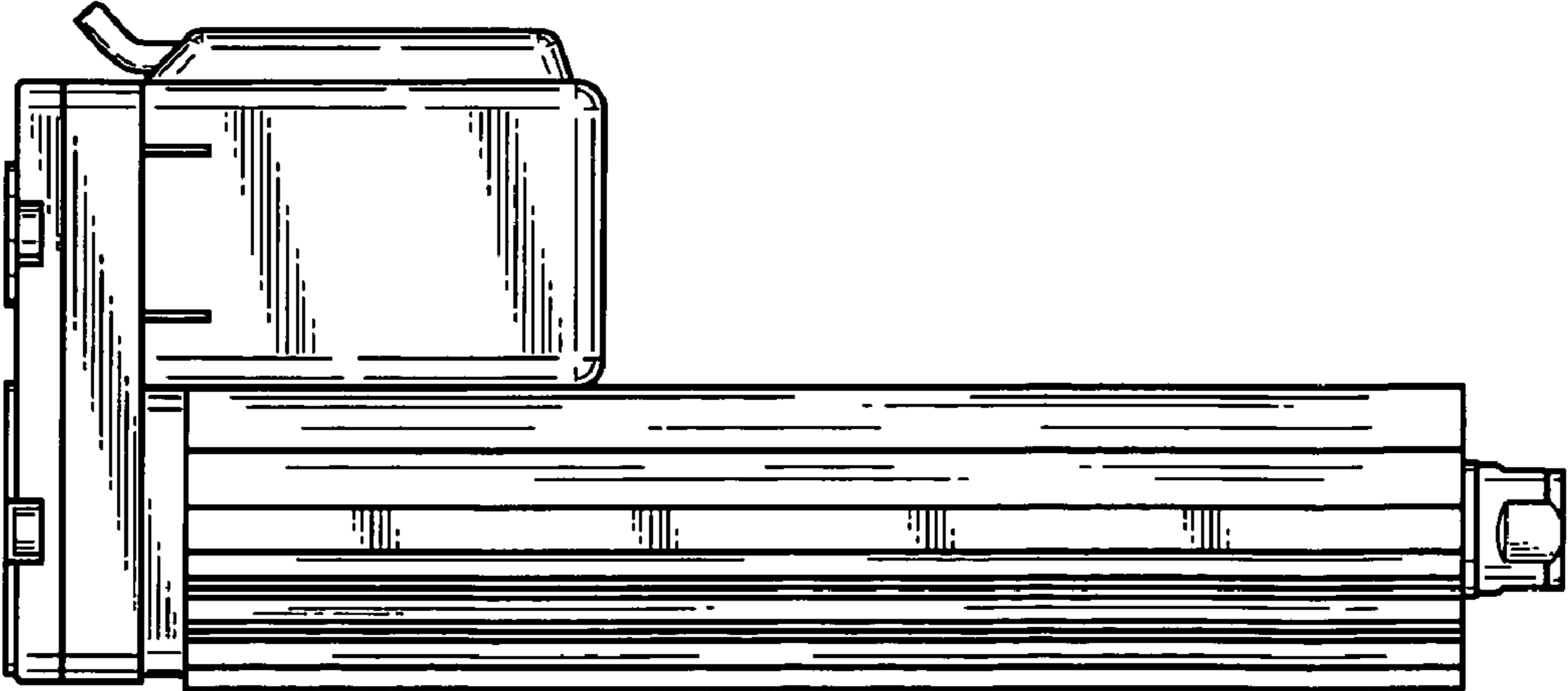


FIG. 3

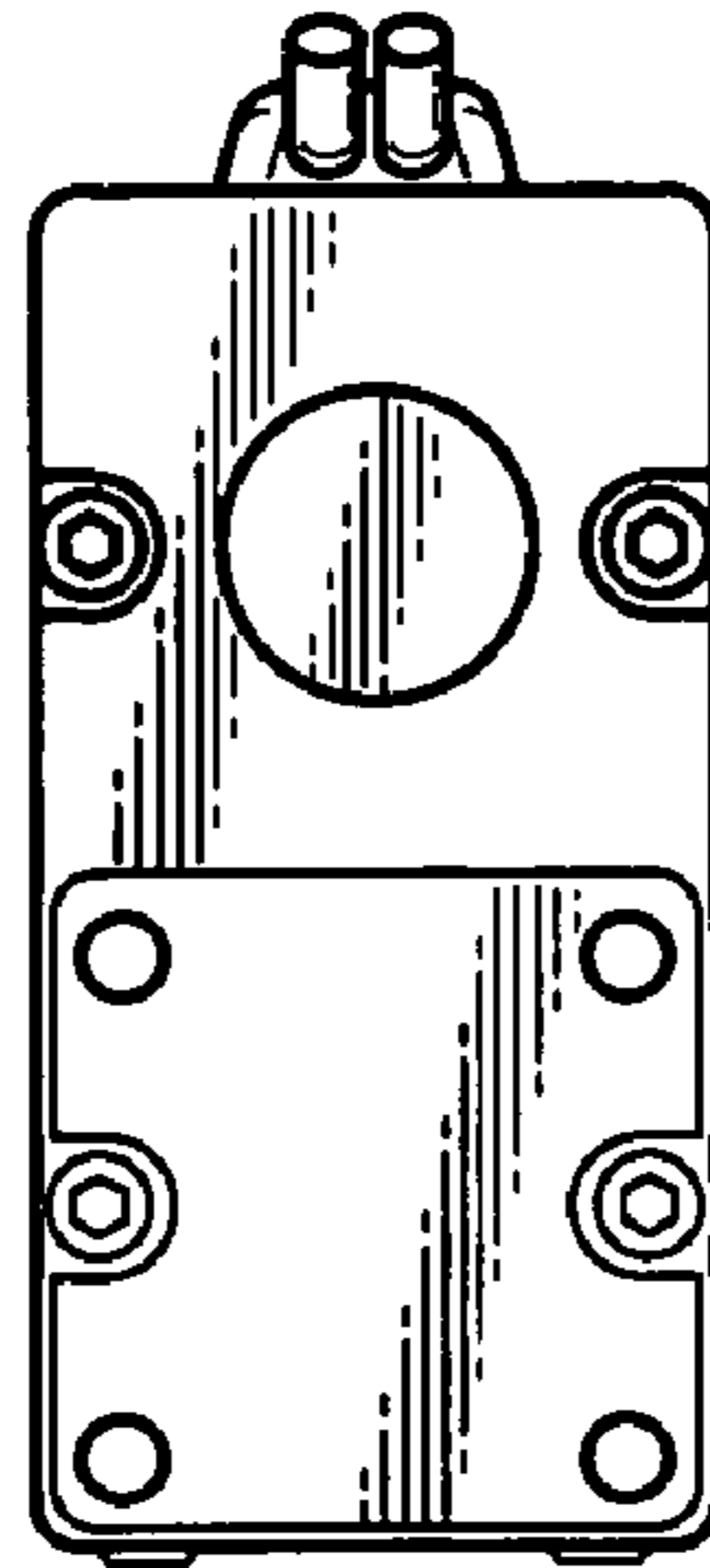


FIG. 4




FIG. 5




FIG. 6




FIG. 7

