



US00D621838S

(12) **United States Design Patent**  
**Hoehn et al.**

(10) **Patent No.:** **US D621,838 S**

(45) **Date of Patent:** **\*\* Aug. 17, 2010**

(54) **MOUSE**

(75) Inventors: **Holger Hoehn**, Hong Kong (HK);  
**Michael Held**, Hong Kongi (HK)

(73) Assignee: **Koninklijke Philips Electronics N.V.**,  
Eindhoven (NL)

(\*\*) Term: **14 Years**

(21) Appl. No.: **29/340,926**

(22) Filed: **Jul. 28, 2009**

(30) **Foreign Application Priority Data**

Jan. 28, 2009 (EM) ..... 001077341-0002

(51) **LOC (9) Cl.** ..... **14-02**

(52) **U.S. Cl.** ..... **D14/408**

(58) **Field of Classification Search** ..... D14/402-411,  
D14/356, 388, 389, 383-385, 417, 426; 345/156-167;  
463/36-38; 358/471, 473; 273/148 B  
See application file for complete search history.

(56) **References Cited**

**U.S. PATENT DOCUMENTS**

5,157,381	A	*	10/1992	Cheng	.....	345/163
D349,280	S	*	8/1994	Kaneko	.....	D14/410
D381,014	S	*	7/1997	Kraus et al.	.....	D14/408
D413,874	S	*	9/1999	Giles et al.	.....	D14/408
D430,881	S	*	9/2000	Bidiville et al.	.....	D14/408
D434,416	S	*	11/2000	Goto	.....	D14/408
D435,555	S	*	12/2000	Swansey	.....	D14/402

D437,599	S	*	2/2001	Kaneko et al.	.....	D14/408
D443,274	S	*	6/2001	Loughnane et al.	.....	D14/408
D454,568	S	*	3/2002	Andre et al.	.....	D14/408
D460,072	S	*	7/2002	Sheehan	.....	D14/408
D479,843	S	*	9/2003	Mori	.....	D14/408
D490,432	S	*	5/2004	Huang	.....	D14/408
D493,173	S	*	7/2004	Canavan et al.	.....	D14/408
D521,998	S	*	5/2006	Hirota	.....	D14/402
D591,749	S	*	5/2009	Huang et al.	.....	D14/407
7,589,496	B2	*	9/2009	Chatterjee et al.	.....	320/114
2006/0274042	A1	*	12/2006	Krah et al.	.....	345/163

\* cited by examiner

*Primary Examiner*—Austin Murphy

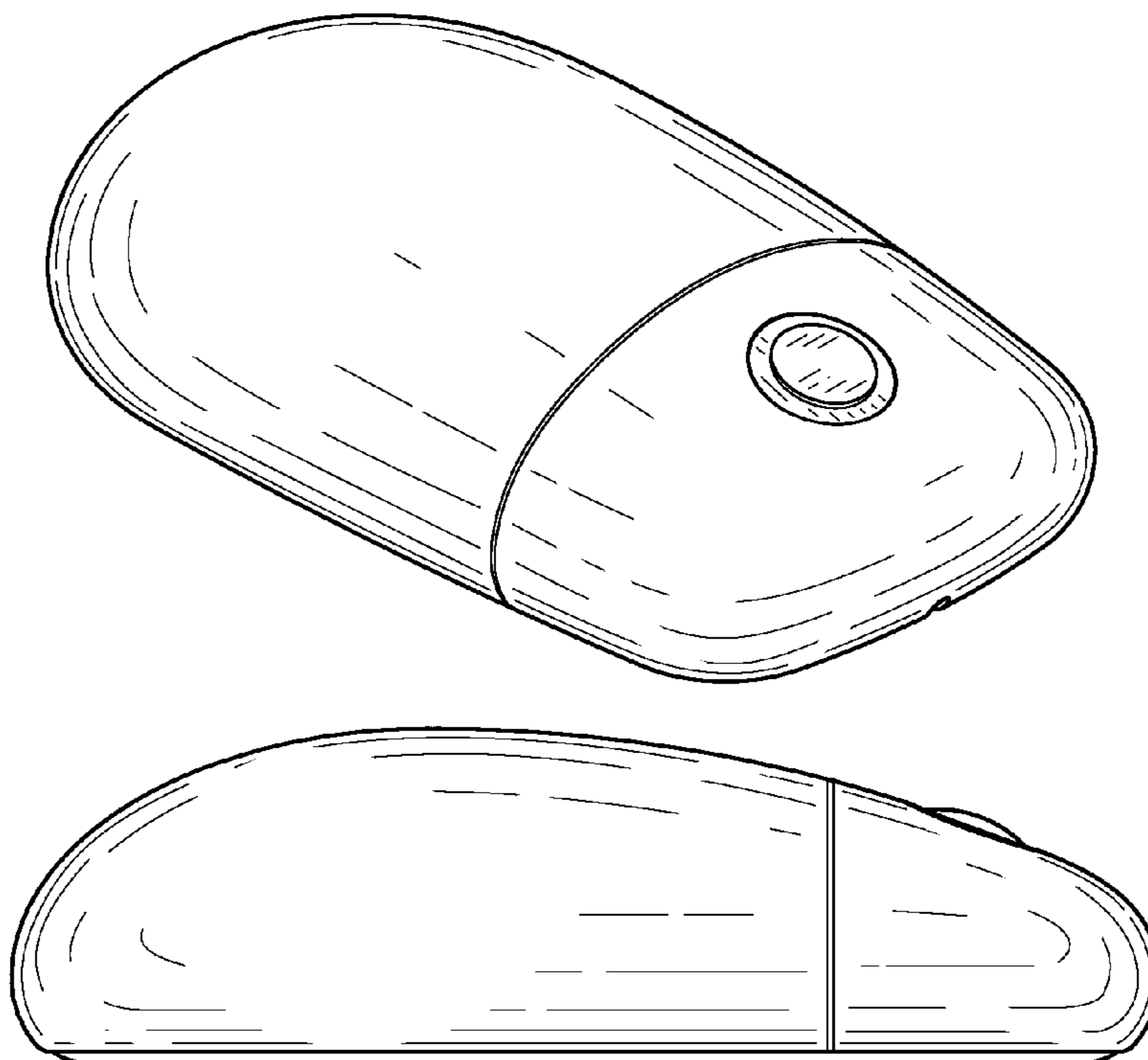
(57) **CLAIM**

The ornamental design for a mouse, as shown.

**DESCRIPTION**

FIG. 1 is a perspective view showing my design;  
FIG. 2 is a front elevational view thereof;  
FIG. 3 is a rear elevational view thereof;  
FIG. 4 is a right side elevational view thereof;  
FIG. 5 is a left side elevational view thereof;  
FIG. 6 is a top plan view thereof; and,  
FIG. 7 is a bottom plan view thereof.  
The broken lines shown in FIG. 7 represent portions of the mouse that form no part of the claimed design.

**1 Claim, 3 Drawing Sheets**



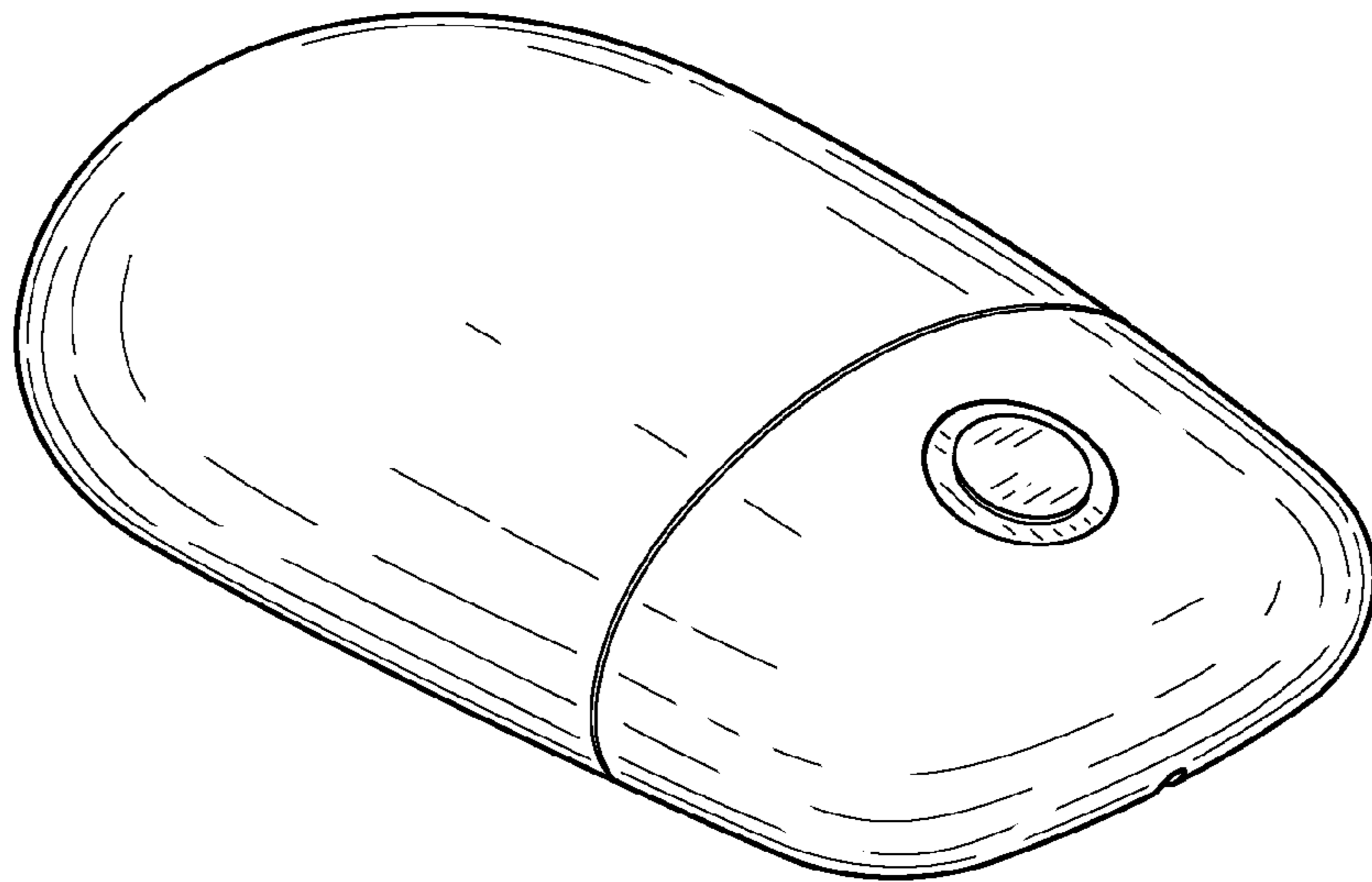


FIG. 1

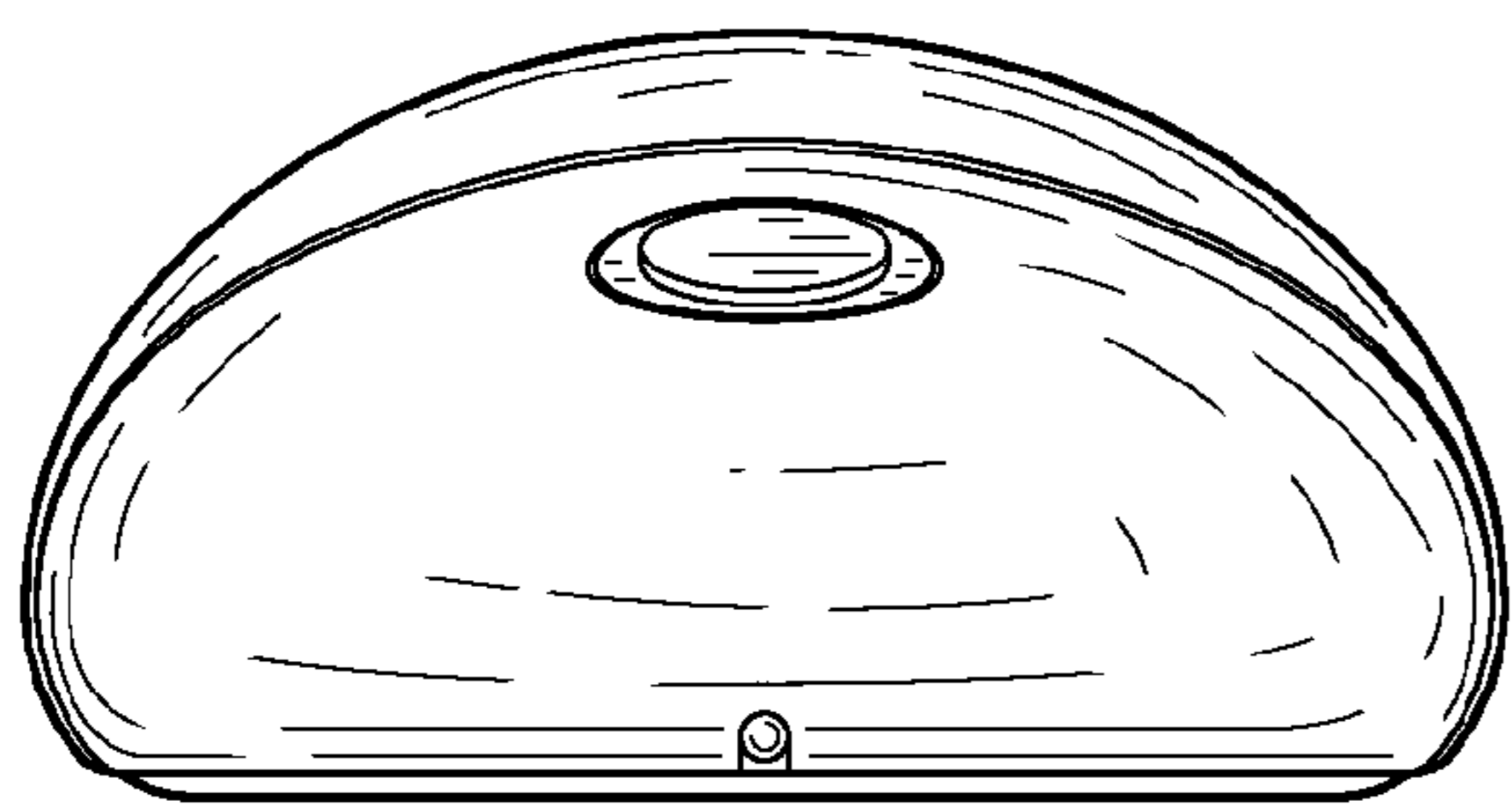


FIG. 2

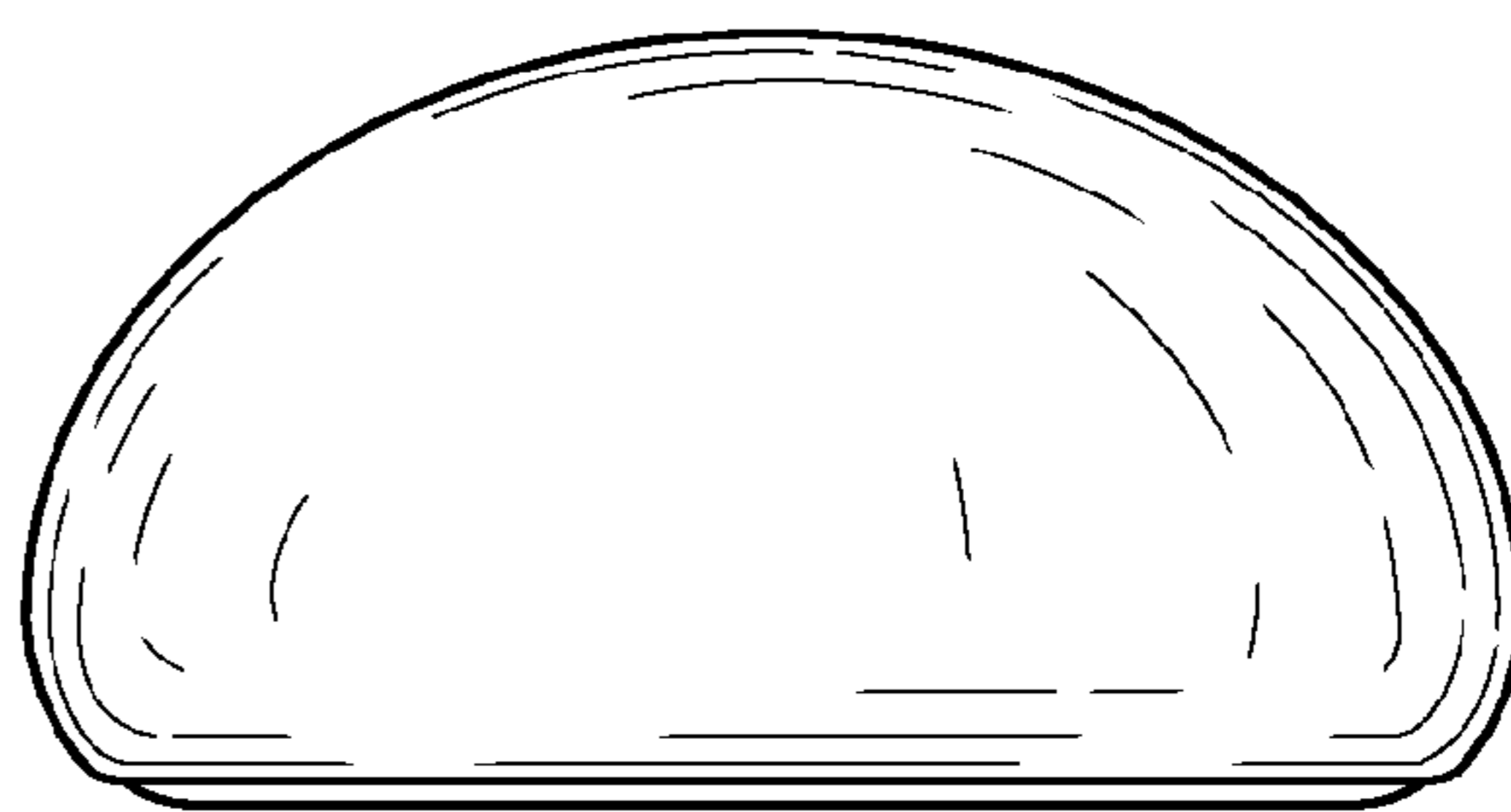


FIG. 3

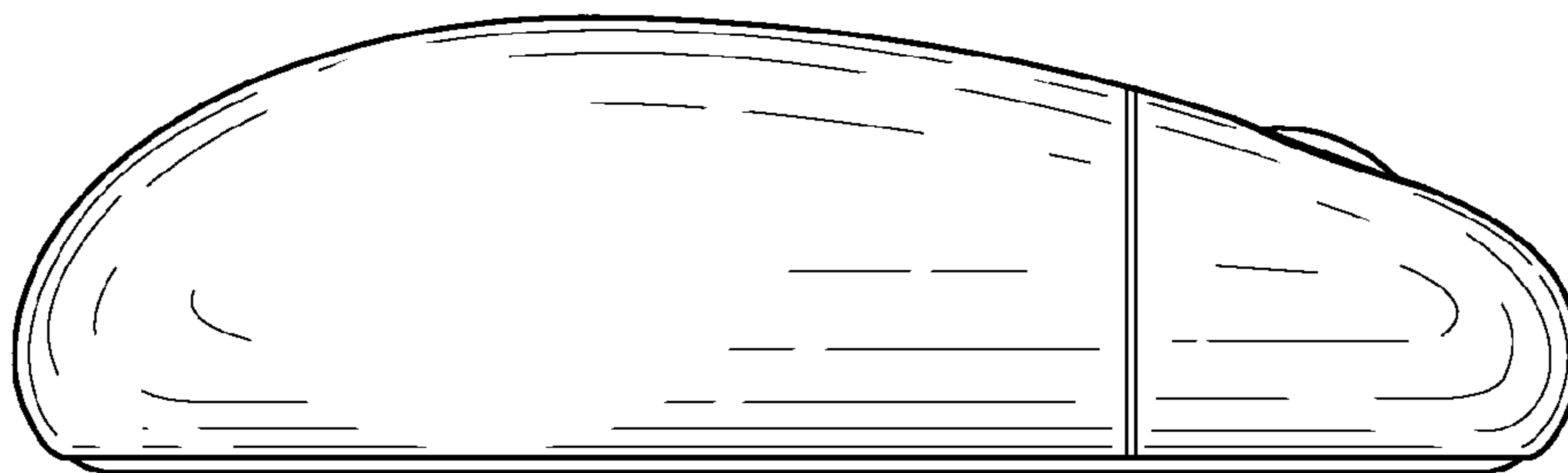


FIG. 4




FIG. 5

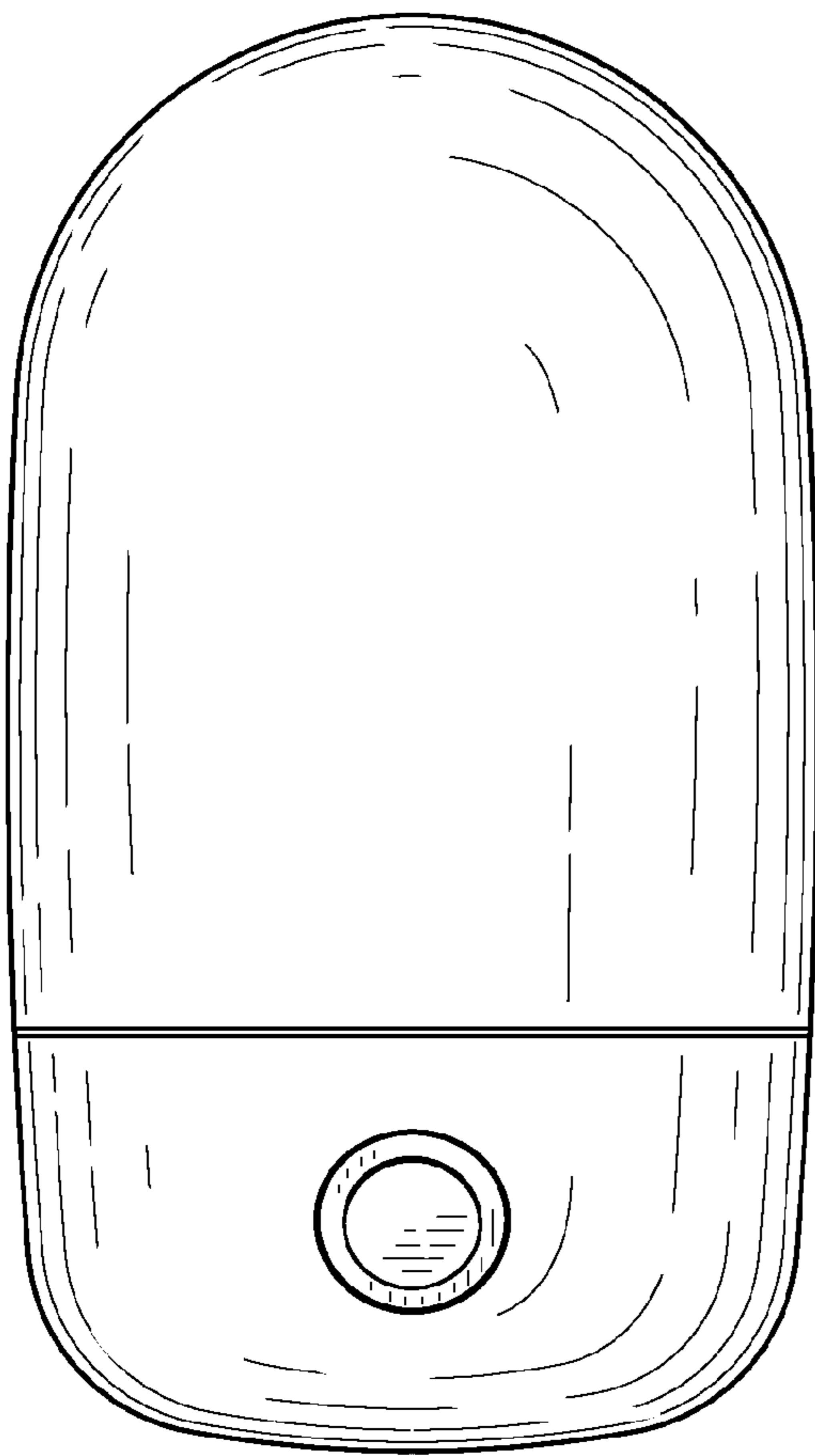


FIG. 6

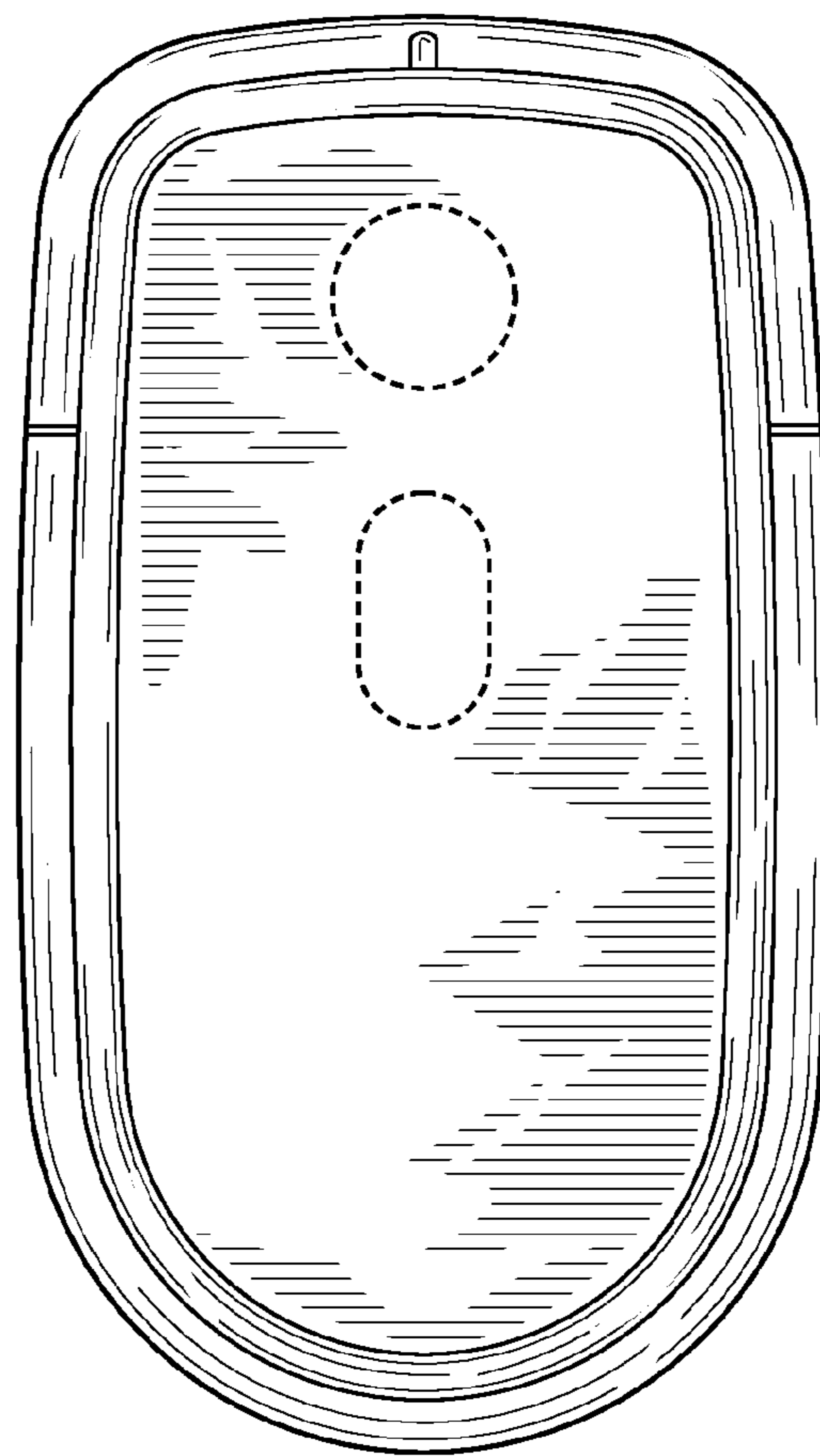


FIG. 7