



US00D621837S

(12) **United States Design Patent**  
**Ho**

(10) **Patent No.:** **US D621,837 S**

(45) **Date of Patent:** **\*\* Aug. 17, 2010**

(54) **MOUSE**

(75) Inventor: **Yat Fung Chris Ho**, Kowloon (HK)

(73) Assignee: **First Audio Manufacturing (Hong Kong) Ltd.**, Hong Kong (HK)

(\*\*) Term: **14 Years**

(21) Appl. No.: **29/332,415**

(22) Filed: **Feb. 16, 2009**

(51) **LOC (9) Cl.** ..... **14-02**

(52) **U.S. Cl.** ..... **D14/407**

(58) **Field of Classification Search** ..... D14/402-410,  
D14/417; 345/163-167; 273/148 B; 358/471,  
358/473

See application file for complete search history.

(56) **References Cited**

**U.S. PATENT DOCUMENTS**

D284,284	S *	6/1986	Manock et al.	.....	D14/407
D285,445	S *	9/1986	Davis et al.	.....	D14/404
D292,927	S *	11/1987	Burnstein et al.	.....	D14/407
4,739,315	A *	4/1988	Soma et al.	.....	345/156
D313,589	S *	1/1991	Martinelli et al.	.....	D14/417
6,496,180	B1 *	12/2002	Hedman	.....	345/166
D505,956	S *	6/2005	Mouri	.....	D14/402
D545,822	S *	7/2007	Murakami	.....	D14/407
2001/0011991	A1 *	8/2001	Wang et al.	.....	345/156
2005/0162394	A1 *	7/2005	Chiu et al.	.....	345/166
2005/0190154	A1 *	9/2005	Kuo	.....	345/163

2006/0114227	A1 *	6/2006	Lin	.....	345/163
2006/0176277	A1 *	8/2006	Daniel et al.	.....	345/163
2006/0250365	A1 *	11/2006	Yu	.....	345/163
2008/0300030	A1 *	12/2008	Wang	.....	345/163

\* cited by examiner

*Primary Examiner*—T. Chase Nelson

*Assistant Examiner*—Karen E Kearney

(74) *Attorney, Agent, or Firm*—Akerman Senterfitt

(57) **CLAIM**

The ornamental design of a mouse, as shown and described.

**DESCRIPTION**

FIG. 1 is a front view of a mouse, as shown and described;

FIG. 2 is a rear view thereof;

FIG. 3 is a left side view thereof;

FIG. 4 is a right side view thereof;

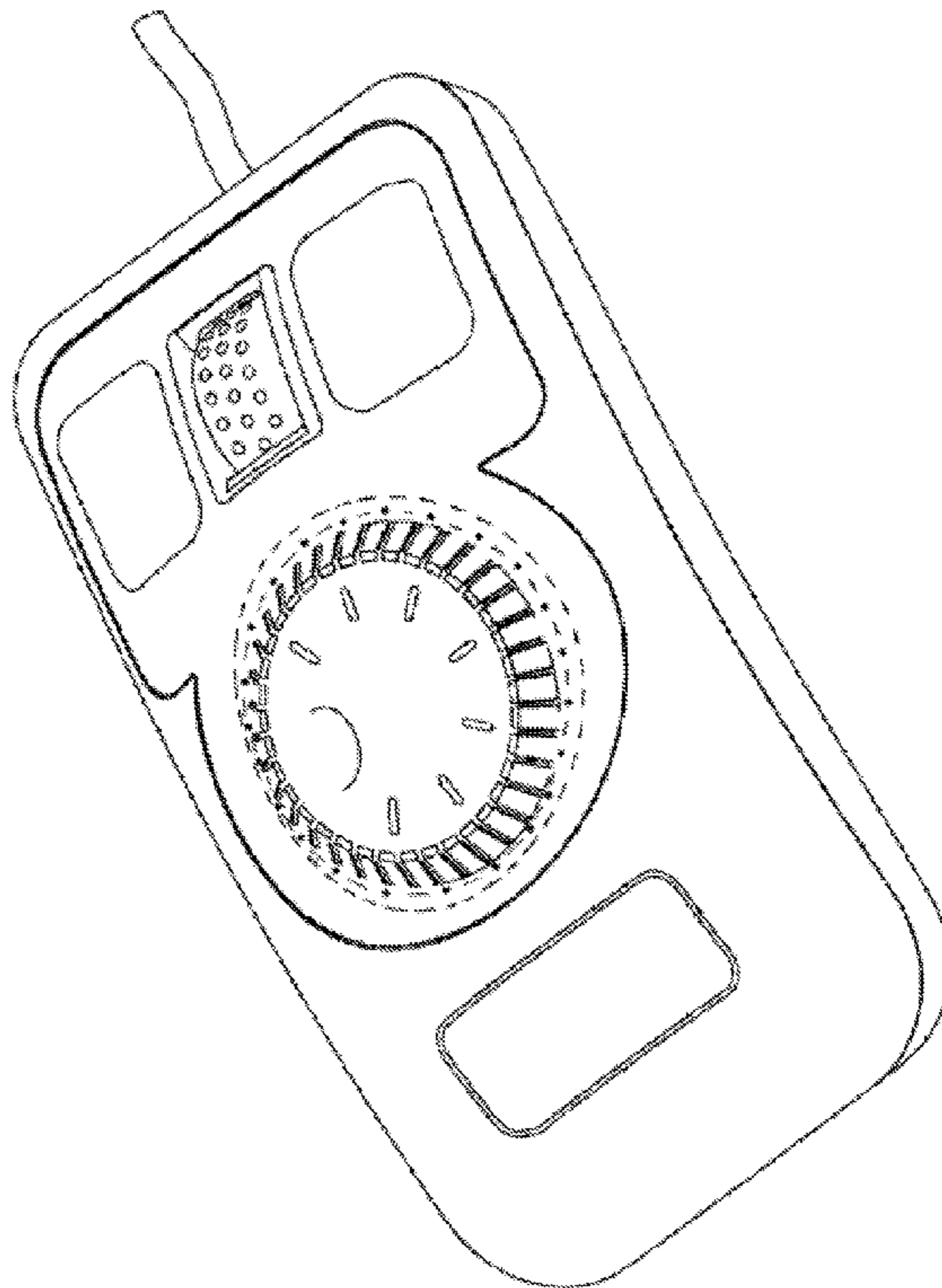
FIG. 5 is a top view thereof;

FIG. 6 is a bottom view thereof; and,

FIG. 7 is a front perspective view thereof.

The broken lines showing of portions of the mouse are for the purpose of illustrating unclaimed portions. The broken line immediately adjacent to the bottom of the dial is for the purpose of illustrating an unclaimed boundary. The broken lines form no part of the claimed design. The portion between the boundary line and the surrounding unclaimed circle forms no part of the claimed design.

**1 Claim, 7 Drawing Sheets**



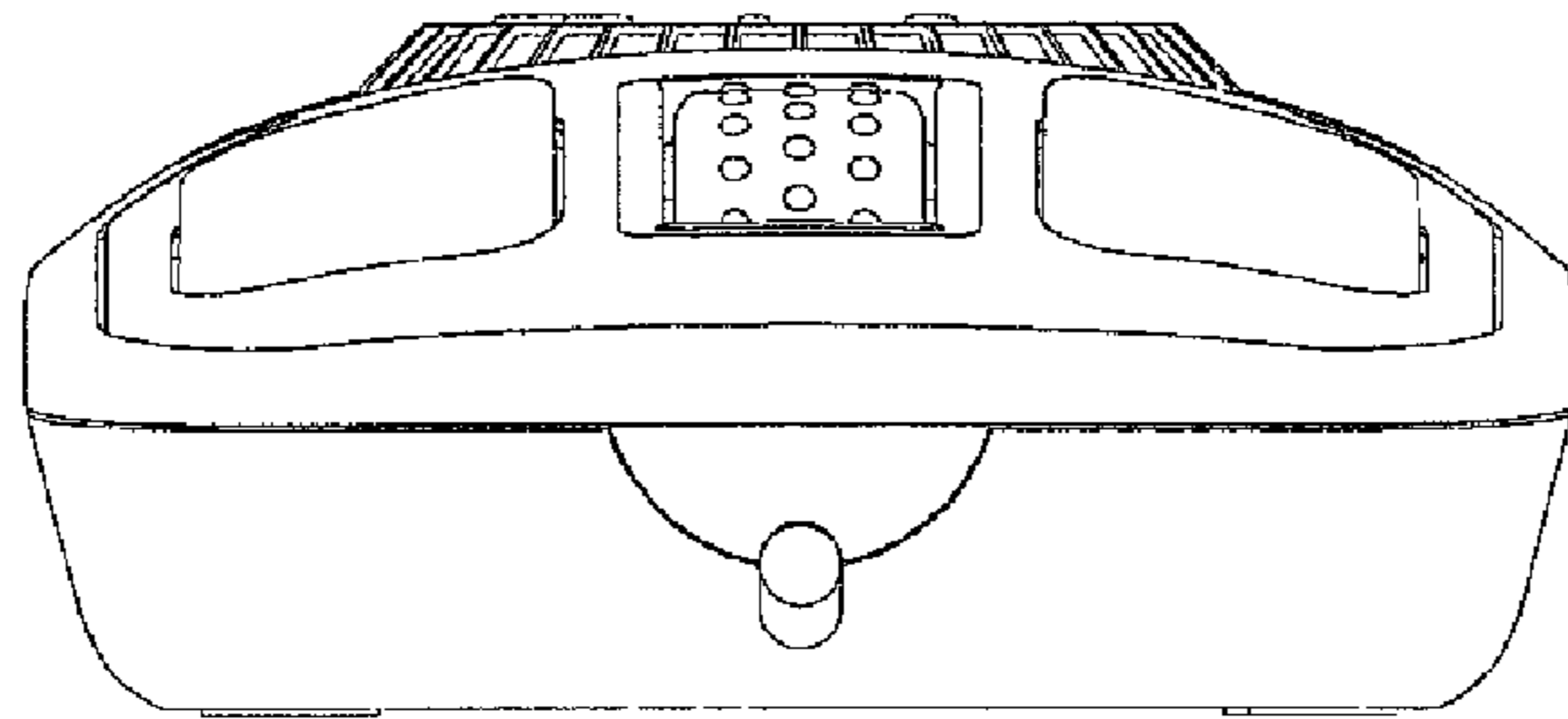


FIG. 1

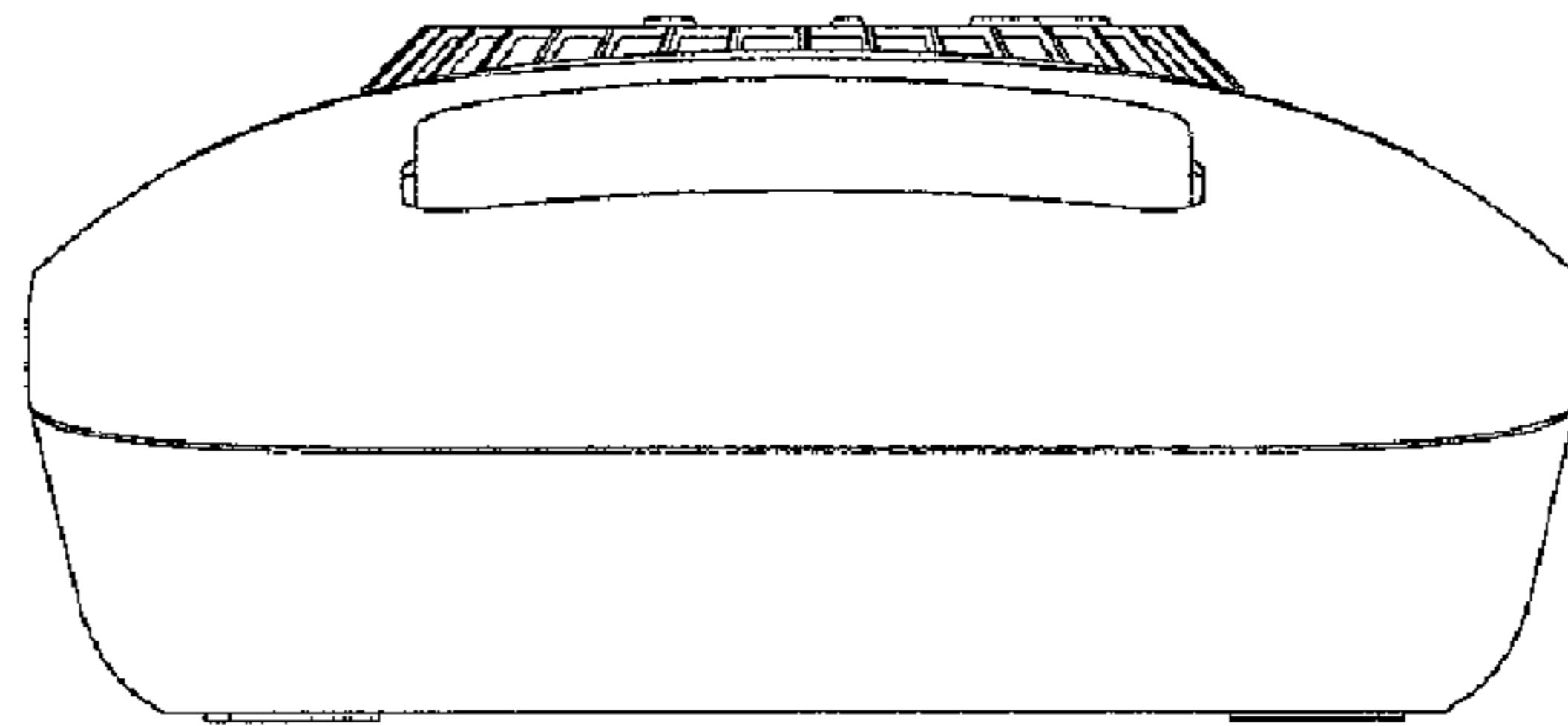


FIG. 2

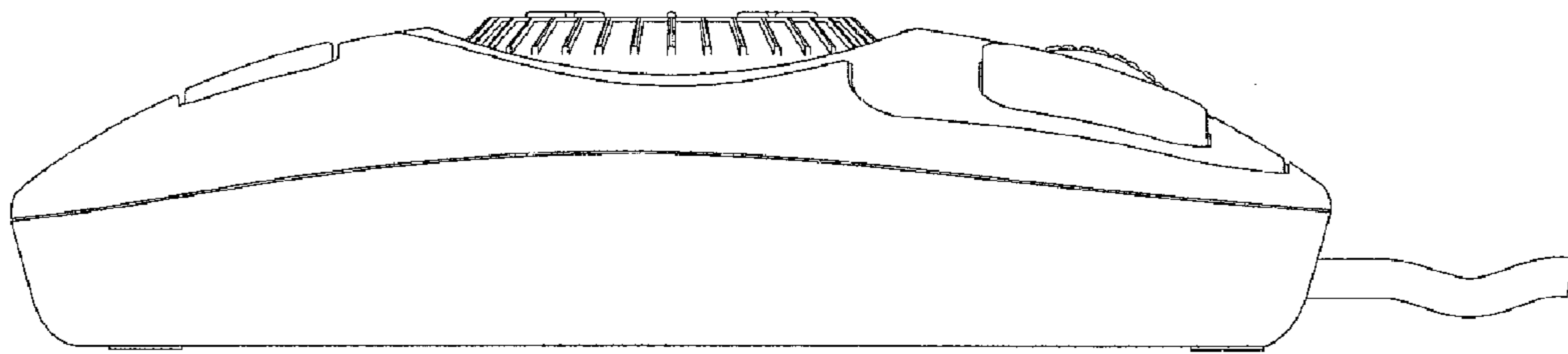


FIG. 3

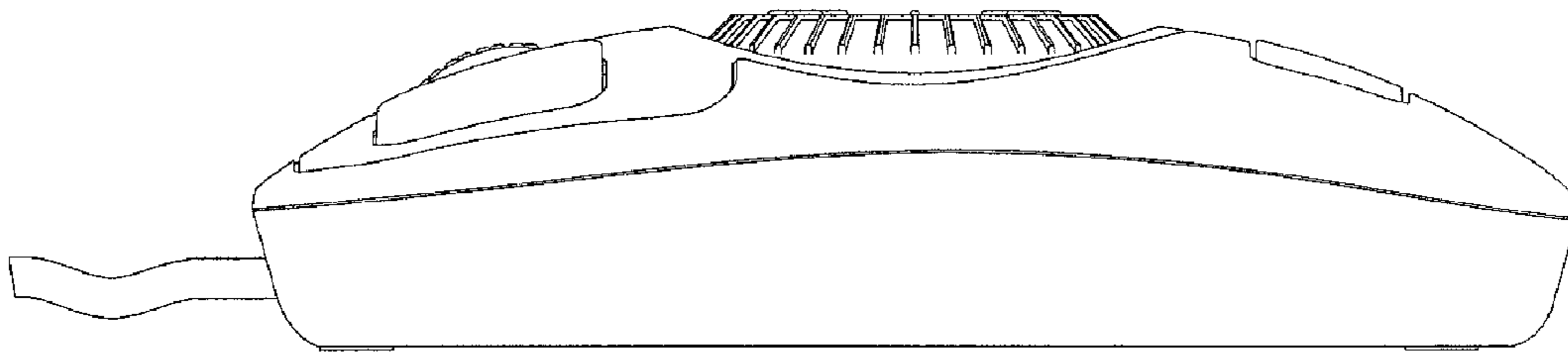


FIG. 4

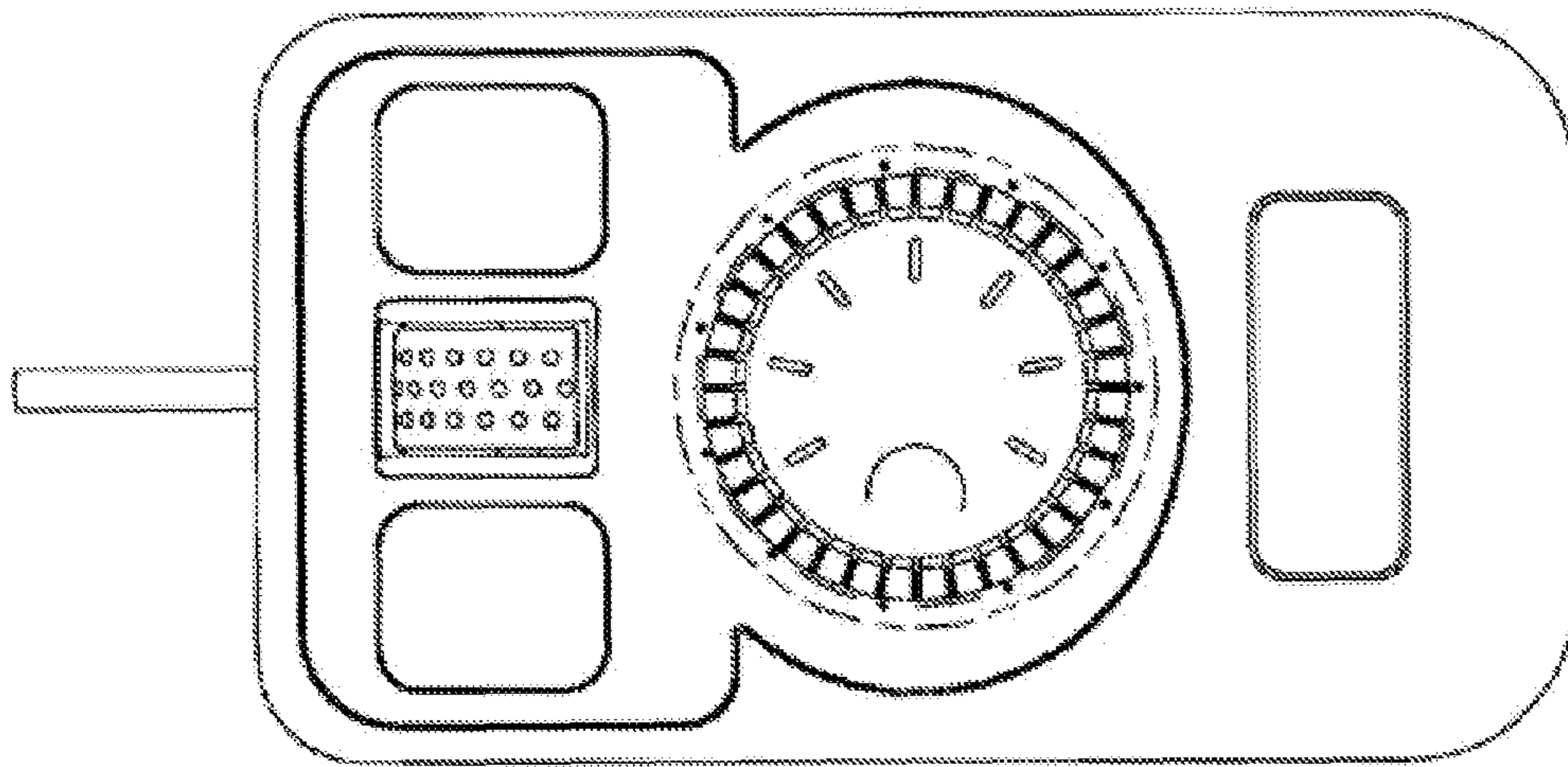


FIG. 5




FIG. 6

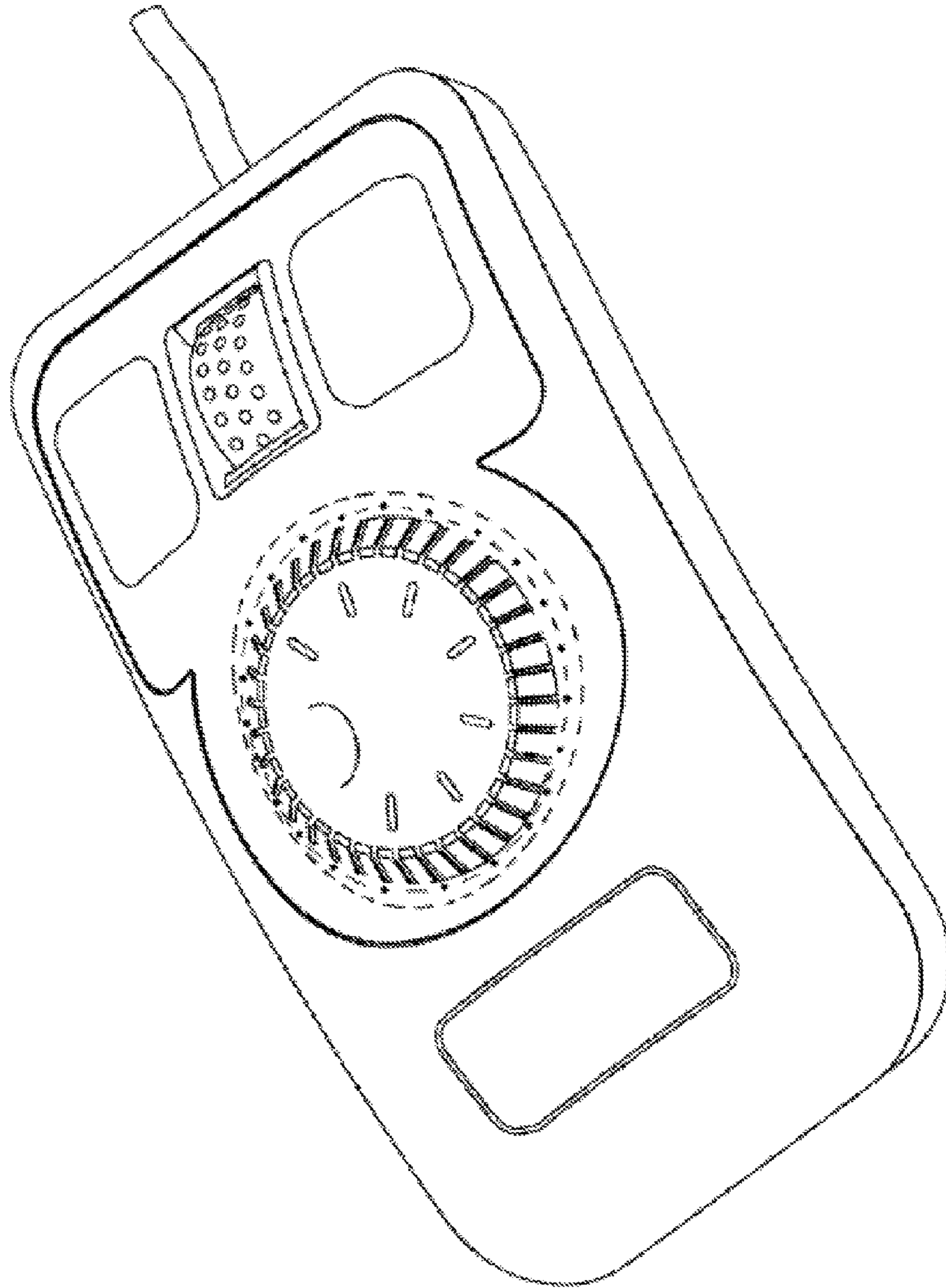


FIG. 7