



US00D621835S

(12) **United States Design Patent**
Wong et al.

(10) **Patent No.:** **US D621,835 S**
(45) **Date of Patent:** **** Aug. 17, 2010**

(54) **KEYBOARD**

(75) Inventors: **Kwok Fong Wong**, New Territories (CN); **Pui Yi Ching**, New Territories (CN)

(73) Assignee: **Shining Union Limited**, Tsuen Wan, New Territories, Hong Kong (CN)

(**) Term: **14 Years**

(21) Appl. No.: **29/316,996**

(22) Filed: **Nov. 16, 2009**

(30) **Foreign Application Priority Data**

Aug. 26, 2009 (HK) 0901388

(51) **LOC (9) Cl.** **14-02**

(52) **U.S. Cl.** **D14/391**

(58) **Field of Classification Search** D14/391-399;
D18/1, 2, 7, 11; 178/17 A, 17 C; 200/5 A,
200/5 R, 6 A, 6 R; 235/145 A, 145 R; 345/160,
345/168, 169; 341/22, 23; 400/484-489,
400/492; 361/679.08, 679.09, 679.11, 679.12
See application file for complete search history.

(56) **References Cited**

U.S. PATENT DOCUMENTS

5,793,359 A * 8/1998 Ushikubo 345/169

D409,175 S * 5/1999 Renk D14/392
D409,995 S * 5/1999 Calabrese D14/392
D412,895 S * 8/1999 Wu D14/392
D440,969 S * 4/2001 Tsai D14/392
6,288,706 B1 * 9/2001 Leman 345/168
D501,478 S * 2/2005 Tzeng et al. D14/396

* cited by examiner

Primary Examiner—Freda S Nunn

(74) *Attorney, Agent, or Firm*—Alix, Yale & Ristas, LLP

(57) **CLAIM**

The ornamental design for a keyboard, as shown and described.

DESCRIPTION

FIG. 1 is a perspective view of a keyboard showing our new design;

FIG. 2 is a front view thereof;

FIG. 3 is a rear view thereof;

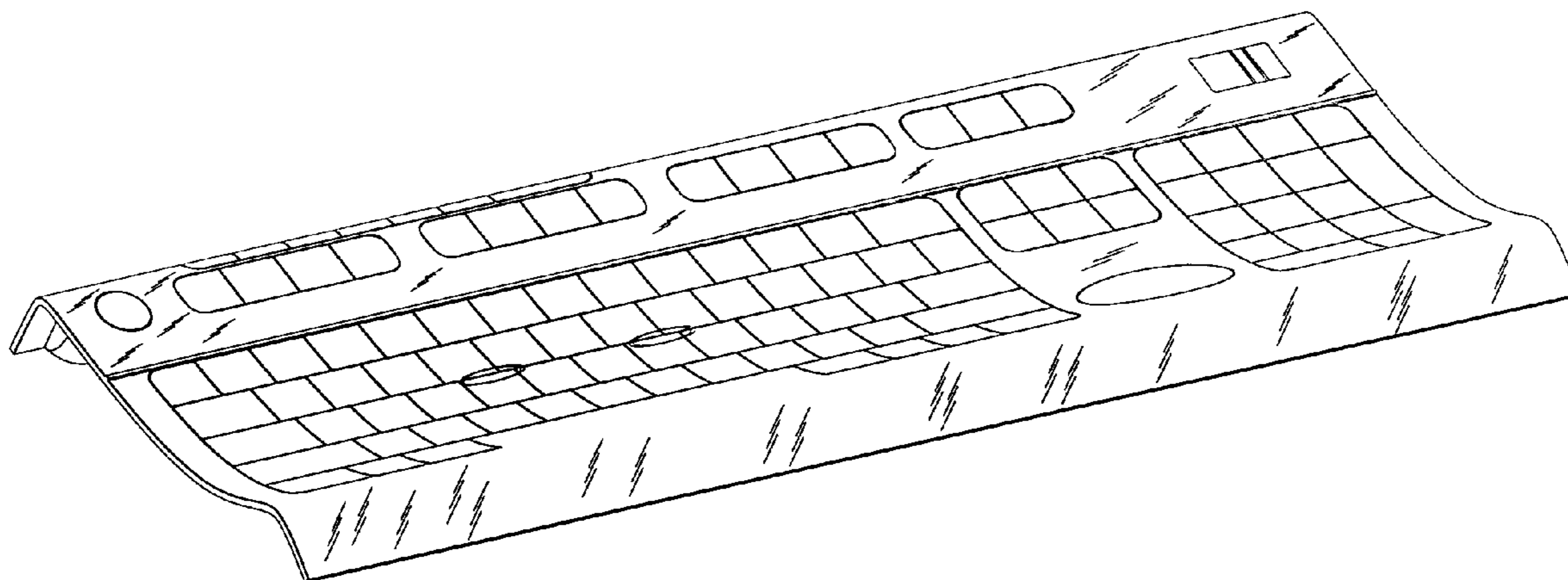
FIG. 4 is a left side view thereof;

FIG. 5 is a right side view thereof;

FIG. 6 is a top plan view thereof; and,

FIG. 7 is a bottom plan view thereof.

1 Claim, 7 Drawing Sheets



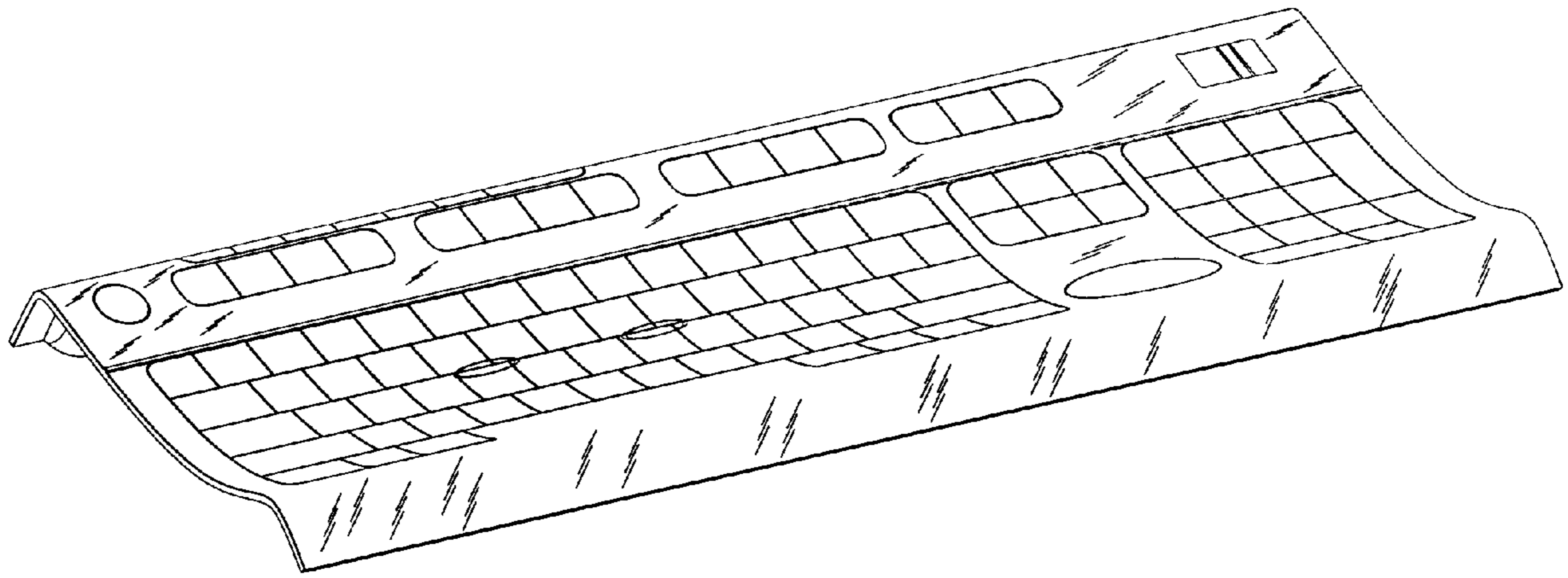


Fig. 1




Fig. 2



Fig. 3



Fig. 4



Fig. 5

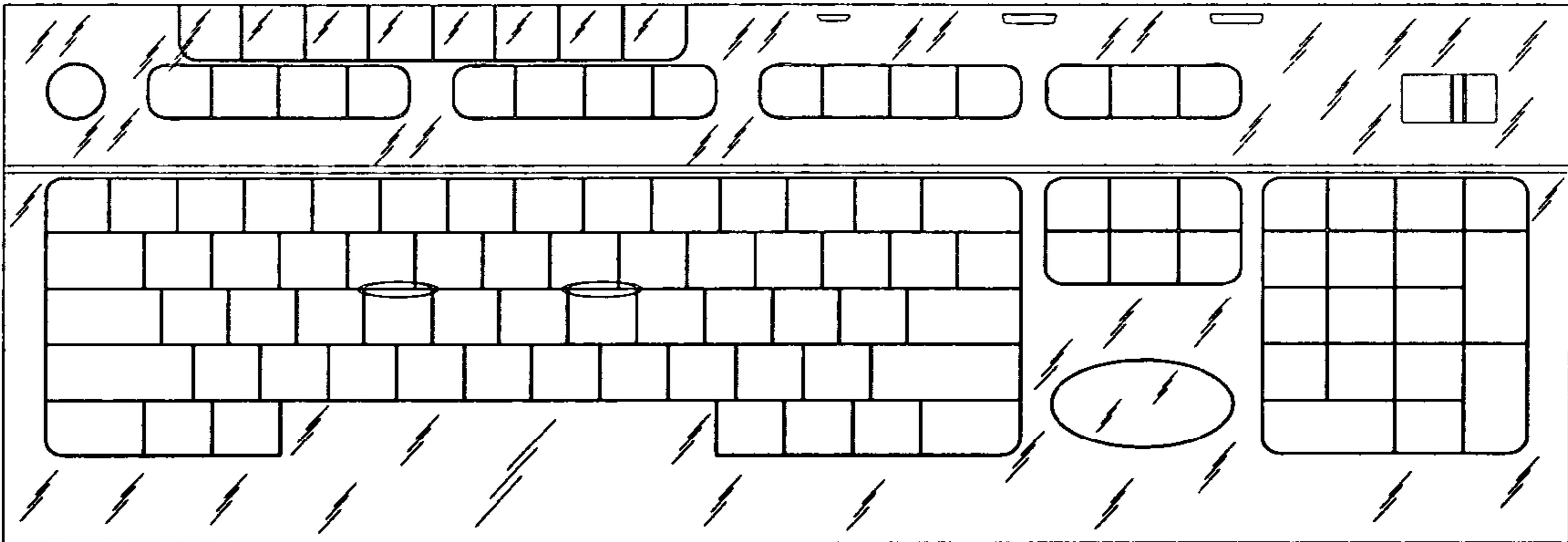


Fig. 6

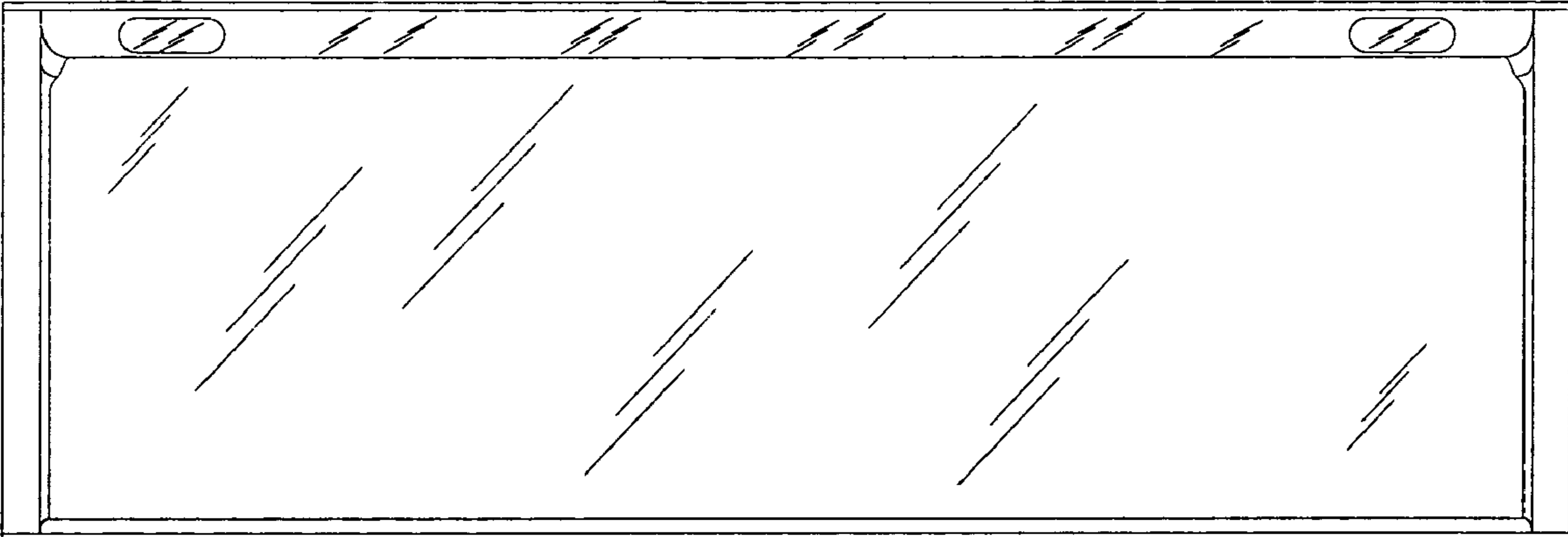


Fig. 7