



US00D621832S

(12) **United States Design Patent**
Lee et al.

(10) **Patent No.:** **US D621,832 S**
(45) **Date of Patent:** **** Aug. 17, 2010**

(54) **DONGLE**

(75) Inventors: **Sung-Ho Lee**, Seoul (KR); **Gum-Sool Kim**, Anyang (KR); **Chang-Hwan Hwang**, Seongnam-si (KR)

(73) Assignee: **Samsung Electronics Co., Ltd.**,
Yeongtong-gu, Suwon-si, Gyeonggi-do
(KR)

(**) Term: **14 Years**

(21) Appl. No.: **29/348,763**

(22) Filed: **Feb. 11, 2010**

(51) **LOC (9) Cl.** **14-02**

(52) **U.S. Cl.** **D14/358**

(58) **Field of Classification Search** D14/125,
D14/137, 167, 168, 230, 231, 233, 235, 237,
D14/240–242, 299, 432, 435, 436, 155, 496,
D14/300–302, 313, 314, 214, 348–363, 365–370;
D18/56; D10/65, 75, 78; D13/149, 162,
D13/184, 199; D3/201, 273; 361/679.31–679.45;
455/232.1, 73, 78, 41.2, 552.1

See application file for complete search history.

(56) **References Cited**

U.S. PATENT DOCUMENTS

D452,045 S * 12/2001 Ferber D28/61
D460,443 S * 7/2002 Brunner et al. D14/240
D481,389 S * 10/2003 Owen D14/358
D520,991 S * 5/2006 Ma et al. D14/240
D524,665 S * 7/2006 Taisto D10/65

D530,314 S * 10/2006 Hsu D14/240
D530,325 S * 10/2006 Kerila et al. D14/356
D552,053 S * 10/2007 Kim D14/499
D552,184 S * 10/2007 Hussaini et al. D21/333
D554,630 S * 11/2007 Ma D14/240
D582,394 S * 12/2008 Hong et al. D14/216
D585,395 S * 1/2009 Cho et al. D14/125
D591,739 S * 5/2009 Matsuoka D14/341
D596,169 S * 7/2009 Bicket et al. D14/240
D596,636 S * 7/2009 Kim et al. D14/363

* cited by examiner

Primary Examiner—Robin V Webster
Assistant Examiner—Karen E Kearney

(57) **CLAIM**

The ornamental design for a dongle, as shown and described.

DESCRIPTION

FIG. 1 is a perspective view of a dongle showing our new design;

FIG. 2 is a front elevational view thereof;

FIG. 3 is a rear elevational view thereof;

FIG. 4 is a left side elevational view thereof;

FIG. 5 is a right side elevational view thereof;

FIG. 6 is a top plan view thereof; and,

FIG. 7 is a bottom plan view thereof.

The broken lines showing are for the purpose of illustrating unclaimed portions and form no part of the claimed design.

1 Claim, 5 Drawing Sheets

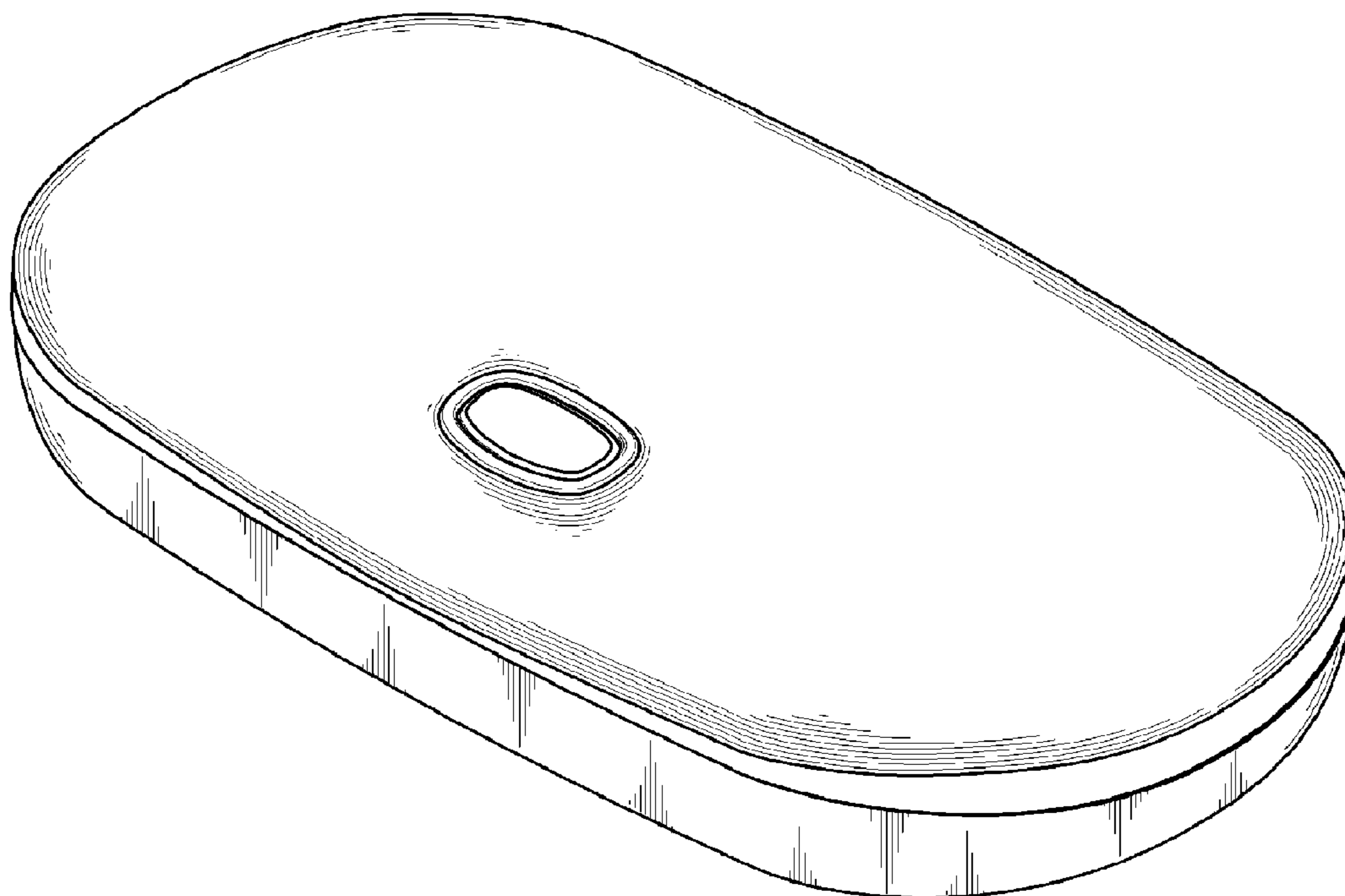


FIG. 1

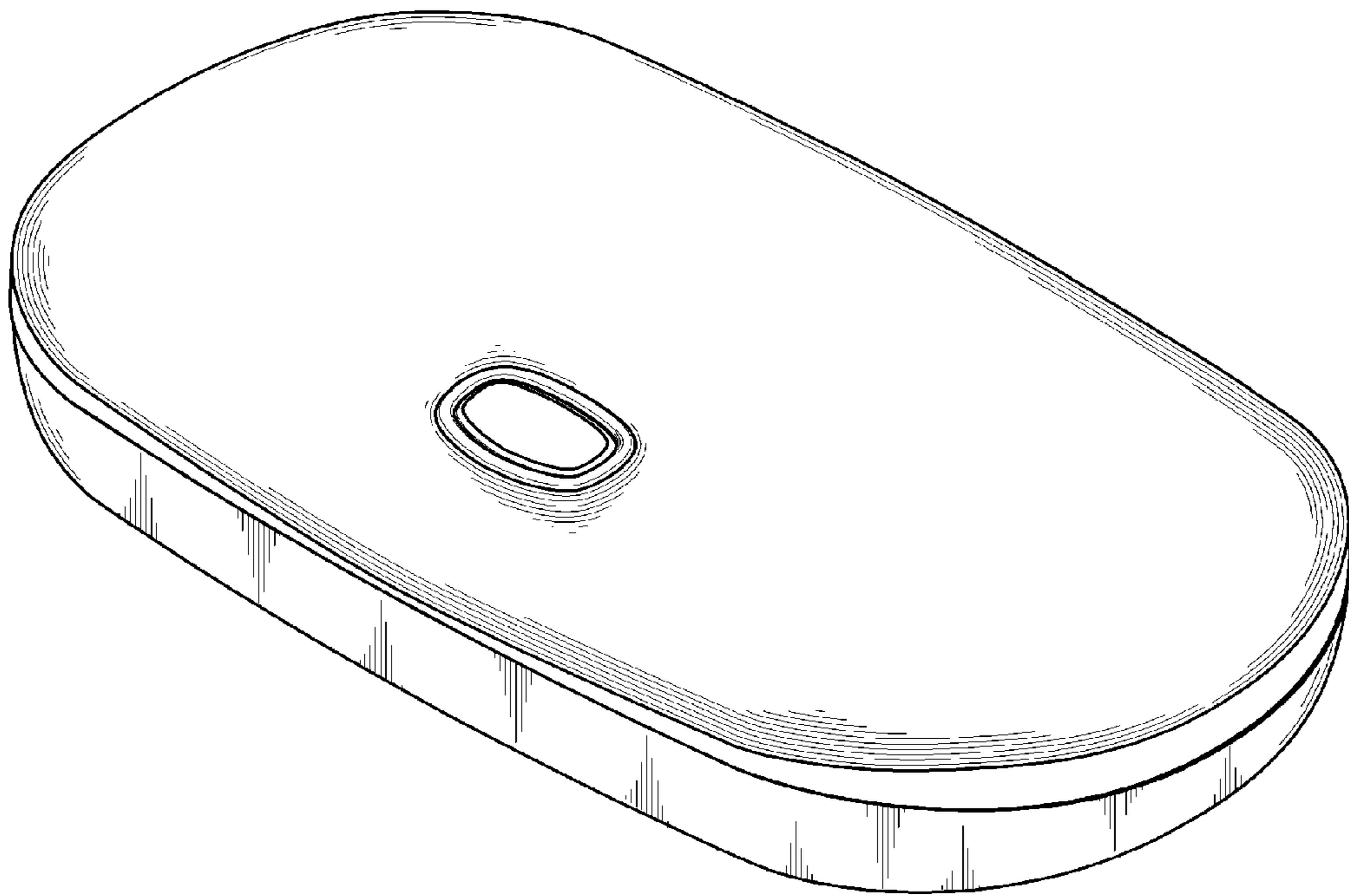


FIG.2

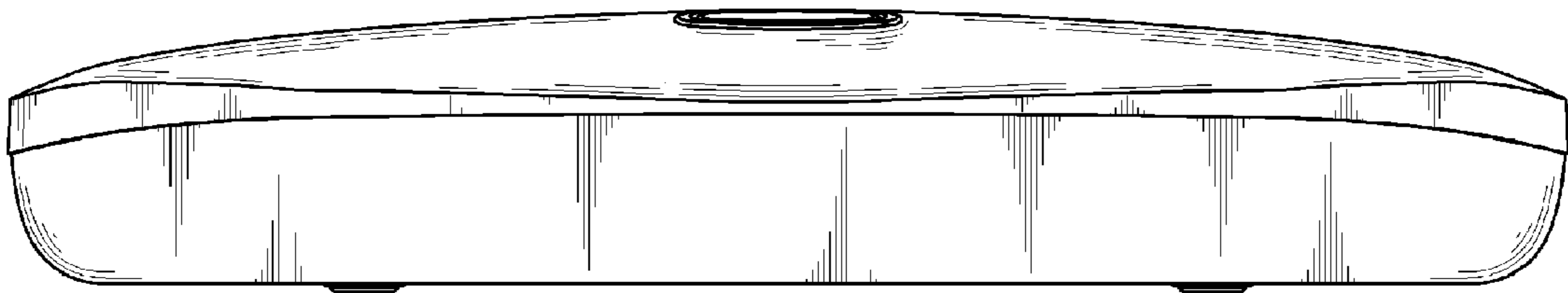


FIG.3

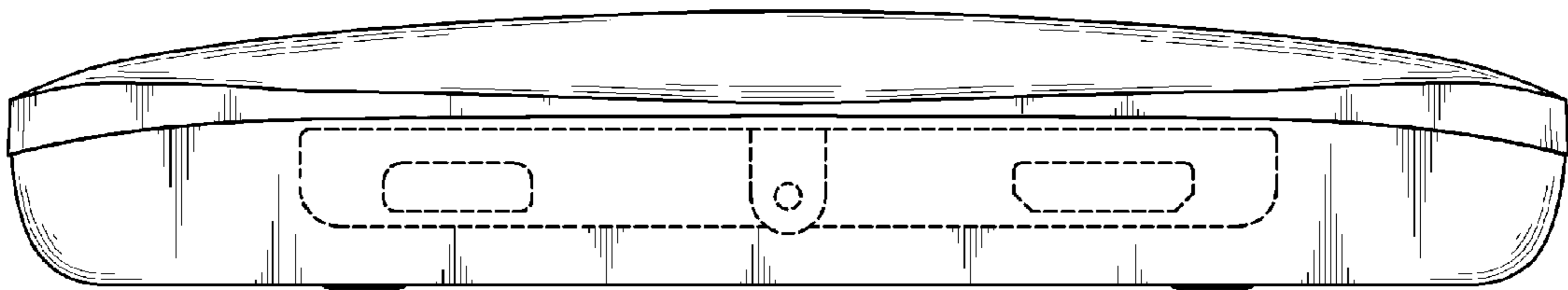


FIG.4

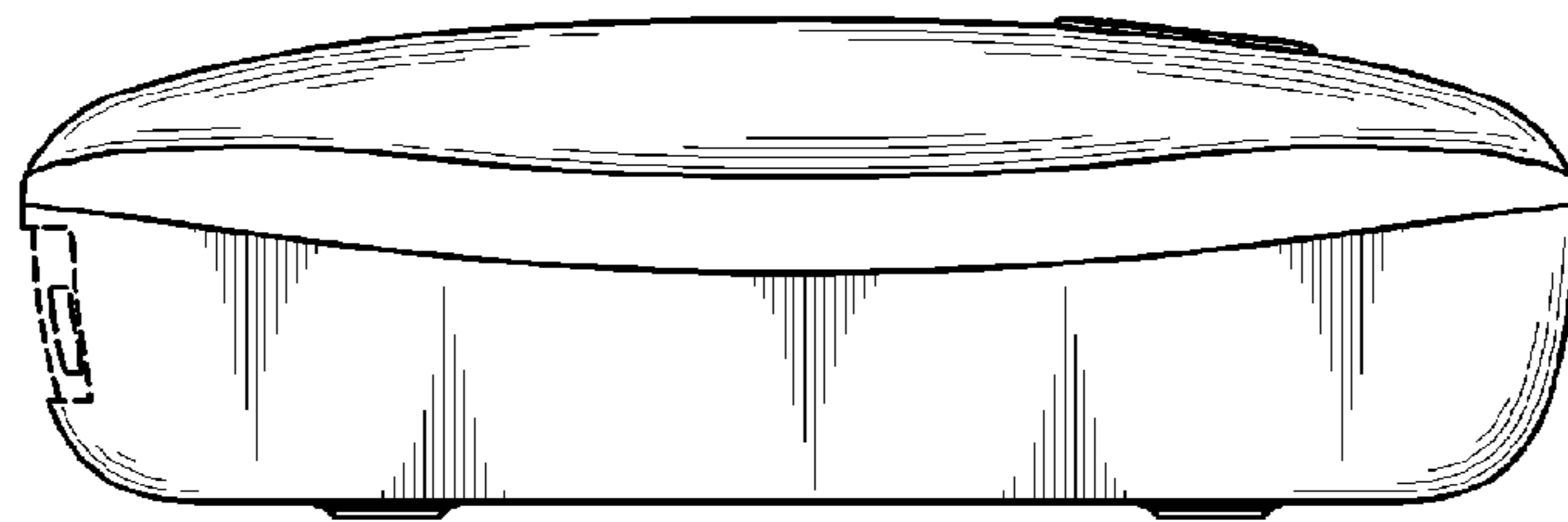


FIG.5

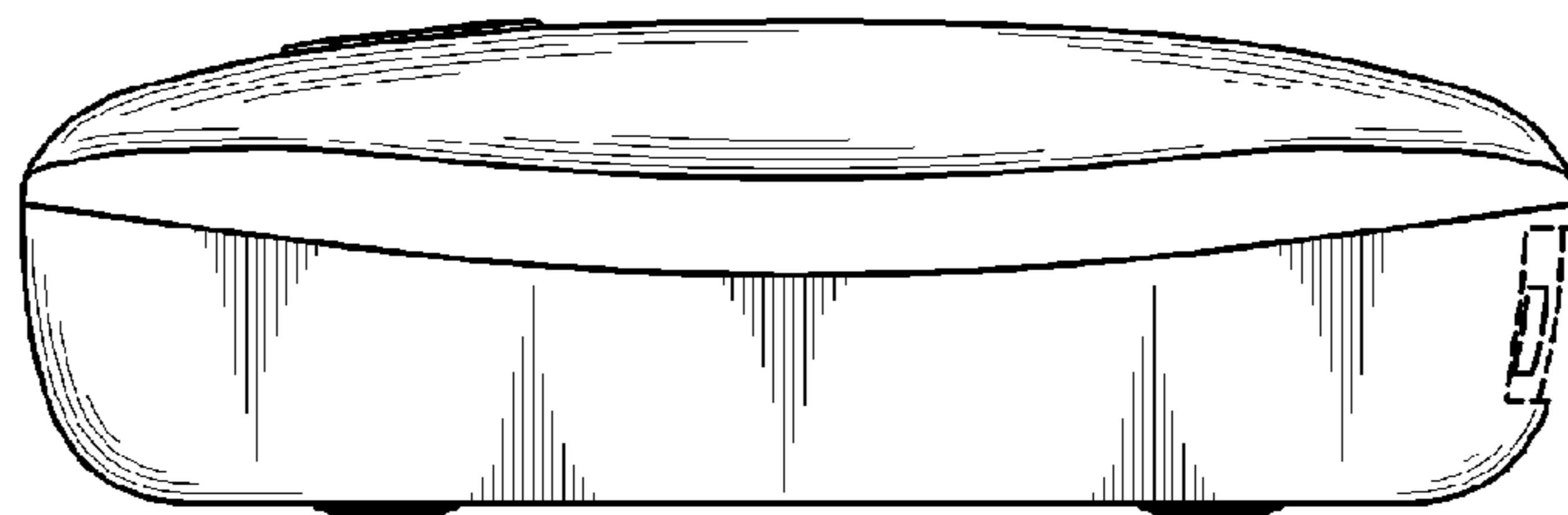


FIG.6

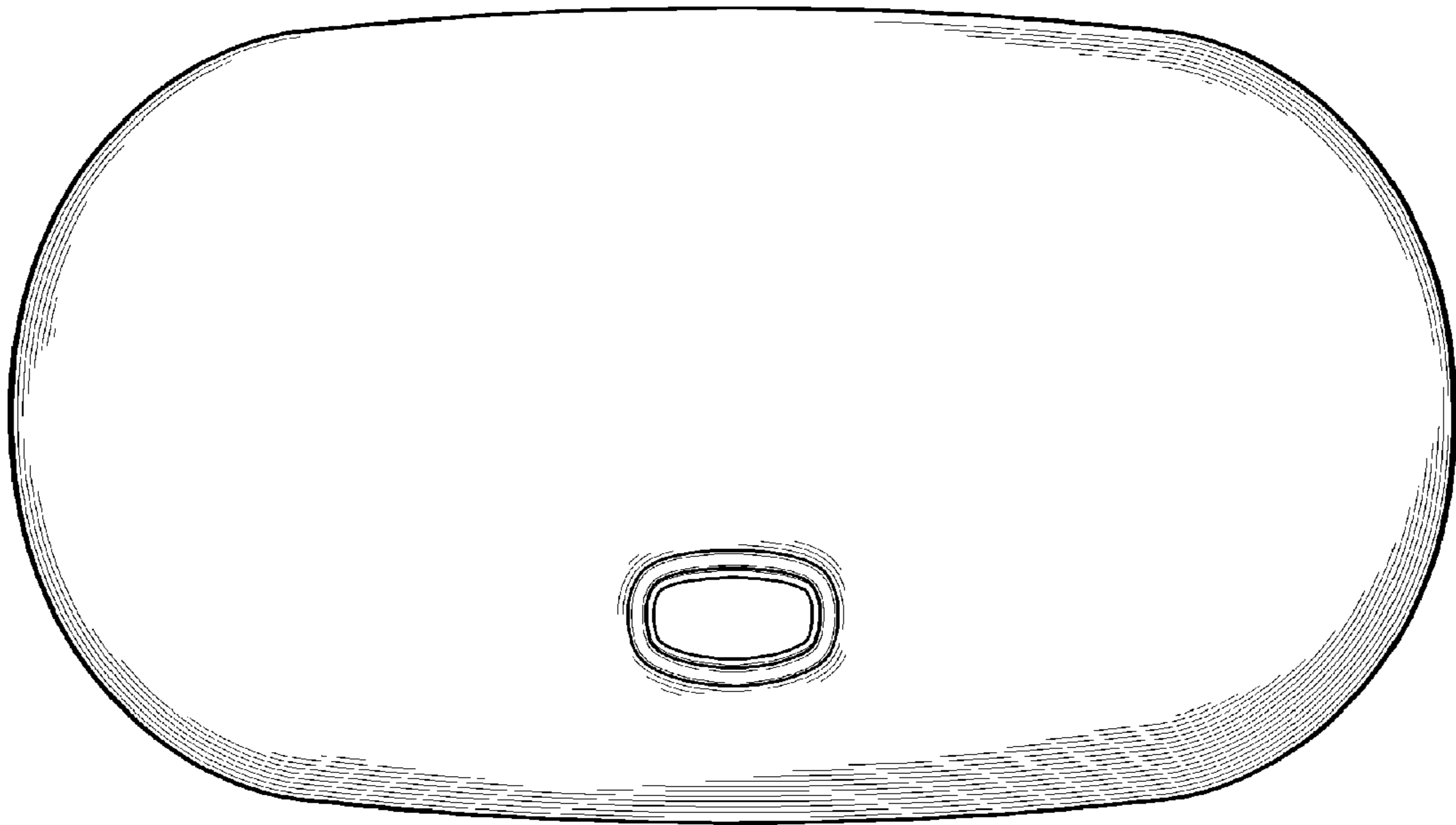


FIG. 7

