



US00D621825S

(12) **United States Design Patent**
Andre et al.

(10) **Patent No.:** **US D621,825 S**
(45) **Date of Patent:** **** Aug. 17, 2010**

(54) **PORTABLE COMPUTER**

D431,821 S 10/2000 Mizuno

(75) Inventors: **Bartley K. Andre**, Menlo Park, CA (US); **Daniel J. Coster**, San Francisco, CA (US); **Daniele De Iuliis**, San Francisco, CA (US); **Evans Hankey**, San Francisco, CA (US); **Richard P. Howarth**, San Francisco, CA (US); **Jonathan P. Ive**, San Francisco, CA (US); **Steve Jobs**, Palo Alto, CA (US); **Duncan Robert Kerr**, San Francisco, CA (US); **Shin Nishibori**, Portola Valley, CA (US); **Matthew Dean Rohrbach**, San Francisco, CA (US); **Peter Russell-Clarke**, San Francisco, CA (US); **Douglas B. Satzger**, Menlo Park, CA (US); **Christopher J. Stringer**, Woodside, CA (US); **Eugene Antony Whang**, San Francisco, CA (US); **Rico Zorkendorfer**, San Francisco, CA (US)

(Continued)

OTHER PUBLICATIONS

Photographs of Sony VAIO PCG-4G1L, available at least as early as May 8, 2006.

(Continued)

Primary Examiner—Freda S Nunn
(74) *Attorney, Agent, or Firm*—SAIDMAN DesignLaw Group

(73) Assignee: **Apple Inc.**, Cupertino, CA (US)

(**) Term: **14 Years**

(21) Appl. No.: **29/355,754**

(22) Filed: **Feb. 12, 2010**

(57) **CLAIM**

The ornamental design for a portable computer, as shown and described.

DESCRIPTION

FIG. 1 is front view of a first embodiment of a portable computer showing our new design;

FIG. 2 is a rear view thereof;

FIG. 3 is a left side view thereof;

FIG. 4 is a right side view thereof;

FIG. 5 is a top view thereof;

FIG. 6 is a bottom view thereof;

FIG. 7 is a front view of a second embodiment thereof;

FIG. 8 is a rear view thereof;

FIG. 9 is a left side view thereof;

FIG. 10 is a right side view thereof;

FIG. 11 is a top view thereof;

FIG. 12 is a bottom view thereof;

FIG. 13 is a front view of a third embodiment thereof;

FIG. 14 is a rear view thereof;

FIG. 15 is a left side view thereof;

FIG. 16 is a right side view thereof;

FIG. 17 is a top view thereof; and,

FIG. 18 is a bottom view thereof.

The broken line showing of the hinge, ports, slots, case, and feet is for the purpose of illustrating portions of the portable computer and forms no part of the claimed design.

Related U.S. Application Data

(60) Continuation of application No. 29/345,656, filed on Oct. 20, 2009, now abandoned, which is a division of application No. 29/326,540, filed on Oct. 20, 2008, now Pat. No. Des. 604,293, which is a continuation of application No. 29/326,082, filed on Oct. 10, 2008, now Pat. No. Des. 604,290.

(51) **LOC (9) Cl.** **14-02**

(52) **U.S. Cl.** **D14/315**

(58) **Field of Classification Search** D14/315-327; D18/1, 2, 7, 11; 235/145 A, 145 R; 341/22, 341/23; 345/156, 157, 168, 169, 173; 361/680-686, 361/679.27, 679.09; 348/373; 715/783


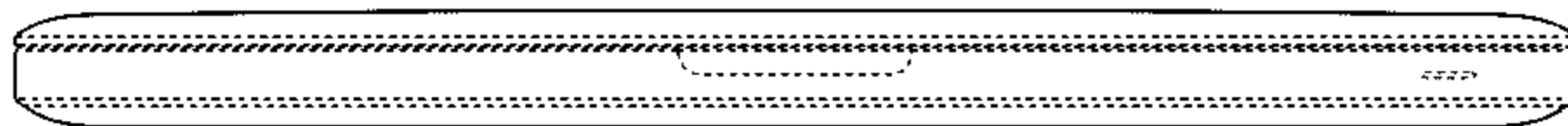
See application file for complete search history.

(56) **References Cited**

U.S. PATENT DOCUMENTS

6,067,224 A 5/2000 Nobuchi

1 Claim, 12 Drawing Sheets



US D621,825 S

Page 2

U.S. PATENT DOCUMENTS

D463,797 S 10/2002 Andre et al.
6,519,139 B2 2/2003 Kambayashi
D491,177 S 6/2004 Andre et al.
D493,785 S 8/2004 Andre et al.
D504,889 S 5/2005 Andre et al.
D517,063 S 3/2006 Nakajima et al.
D523,428 S 6/2006 Ozias et al.
D523,429 S 6/2006 Lin
D524,306 S 7/2006 Yun et al.
D526,999 S 8/2006 Tago
D529,907 S 10/2006 Dong
D533,550 S 12/2006 Yamada
D535,652 S 1/2007 Lee
D539,796 S 4/2007 Zhang et al.
D558,752 S 1/2008 Andre et al.
D558,753 S 1/2008 Andre et al.
D559,247 S 1/2008 Kawase
D571,364 S 6/2008 Andre et al.
D572,246 S 7/2008 Andre et al.
D572,247 S 7/2008 Andre et al.
D574,378 S 8/2008 Andre et al.
D583,373 S 12/2008 Chen
D587,701 S 3/2009 Yoon
D589,508 S 3/2009 Fujiwara et al.

D604,290 S * 11/2009 Andre et al. D14/315
D604,293 S * 11/2009 Andre et al. D14/315
D606,988 S * 12/2009 Andre et al. D14/315
2005/0018396 A1 1/2005 Nakajima et al.
2005/0041378 A1 2/2005 Hamada et al.

OTHER PUBLICATIONS

Apple MacBook Air, available Jan. 15, 2008, http://images.apple.com/macbookair/images/design_gal01_20080115.jpg.
Apple MacBook Air, available Jan. 15, 2008, http://images.apple.com/macbookair/images/design_gal02_20080115.jpg.
Apple MacBook Air, available Jan. 15, 2008, http://images.apple.com/macbookair/images/design_gal03_20080115.jpg.
Apple MacBook Air, available Jan. 15, 2008, http://images.apple.com/macbookair/images/design_gal04_20080115.jpg.
Apple MacBook Air, available Jan. 15, 2008, http://images.apple.com/macbookair/images/design_thinair20080115.jpg.
Apple MacBook Air, available Jan. 15, 2008, http://images.apple.com/macbookair/images/design_displayair20080115.jpg.
Apple MacBook Air, available Jan. 15, 2008, http://images.apple.com/macbookair/images/design_keyboardair20080115.jpg.
Apple MacBook Air, available Jan. 15, 2008, http://images.apple.com/macbookair/irnages/design_gal08_20080115.

* cited by examiner




Fig. 1




Fig. 2




Fig. 3

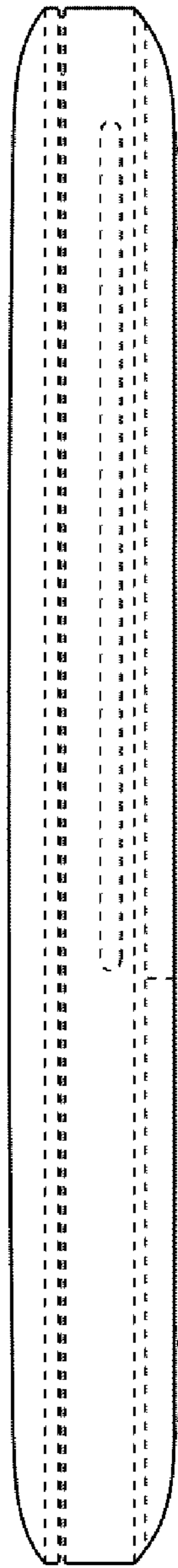


Fig. 4



Fig. 5




Fig. 6

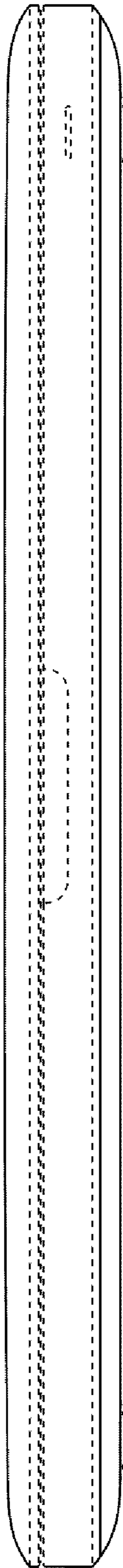


Fig. 7

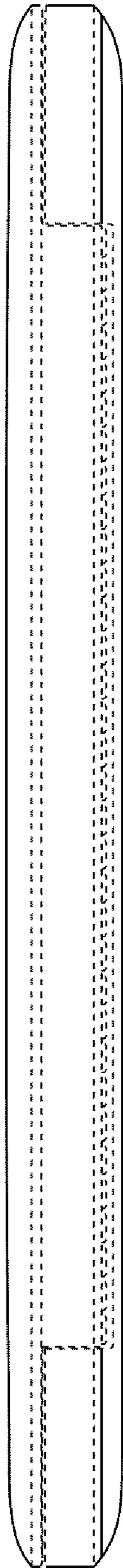


Fig. 8




Fig. 9

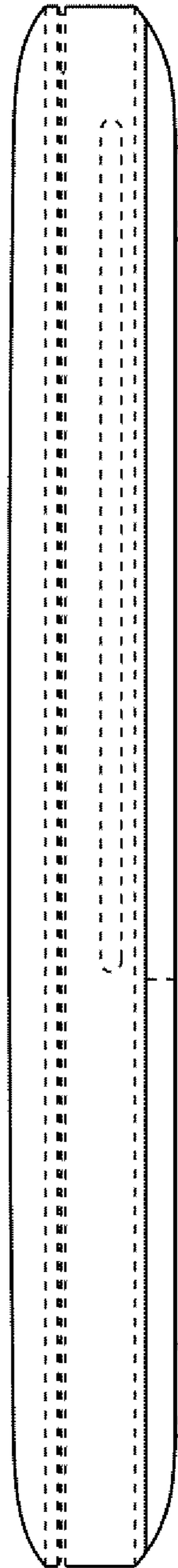


Fig. 10




Fig. 11




Fig. 12

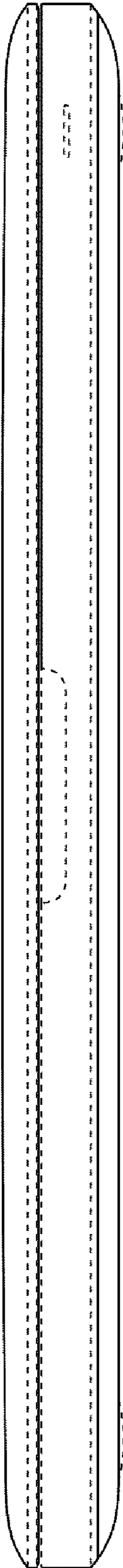


Fig. 13

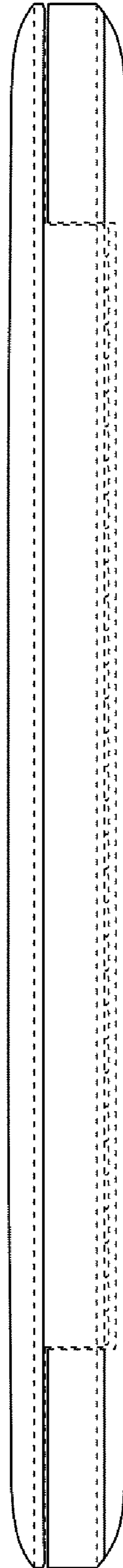


Fig. 14

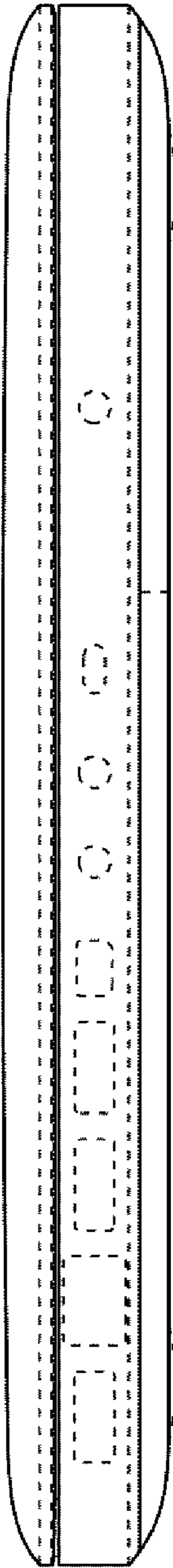


Fig. 15




Fig. 16




Fig. 17




Fig. 18