



US00D621814S

(12) **United States Design Patent**
Graber

(10) **Patent No.:** **US D621,814 S**

(45) **Date of Patent:** **** *Aug. 17, 2010**

(54) **HOUSING FOR PUBLIC ADDRESS SYSTEM**

(76) Inventor: **Curtis E. Graber**, 9301 Roberts Rd.,
Woodburn, IN (US) 46797

(*) Notice: This patent is subject to a terminal disclaimer.

(**) Term: **14 Years**

(21) Appl. No.: **29/316,181**

(22) Filed: **Sep. 1, 2009**

(51) **LOC (9) Cl.** **14-01**

(52) **U.S. Cl.** **D14/212**

(58) **Field of Classification Search** D14/204,
D14/210-216, 172; 181/143-144, 147-148,
181/150-153, 157, 198-199; 381/300-303,
381/306, 332-333, 336, 345, 361-364, 386-388
See application file for complete search history.

(56) **References Cited**

U.S. PATENT DOCUMENTS

D242,259 S * 11/1976 Babb et al. D14/214

D263,394 S *	3/1982 Szabo	D14/214
4,336,861 A *	6/1982 Peter	181/144
D282,255 S *	1/1986 Ross	D14/214
4,805,730 A *	2/1989 O'Neill et al.	181/148
D485,255 S *	1/2004 Christiansen	D14/207
D546,318 S *	7/2007 Yoon et al.	D14/214
D568,867 S *	5/2008 Parikh	D14/214

* cited by examiner

Primary Examiner—Nanda Bondade

(57) **CLAIM**

The ornamental design for a housing for a public address system, as shown and described.


DESCRIPTION

FIG. 1 is a front and bottom perspective view of a housing for public address system showing my new design;

FIG. 2 is side elevational view thereof, the remaining three sides being identical; and,

FIG. 3 is a top plan view thereof.

1 Claim, 3 Drawing Sheets






FIG. 1




FIG. 2

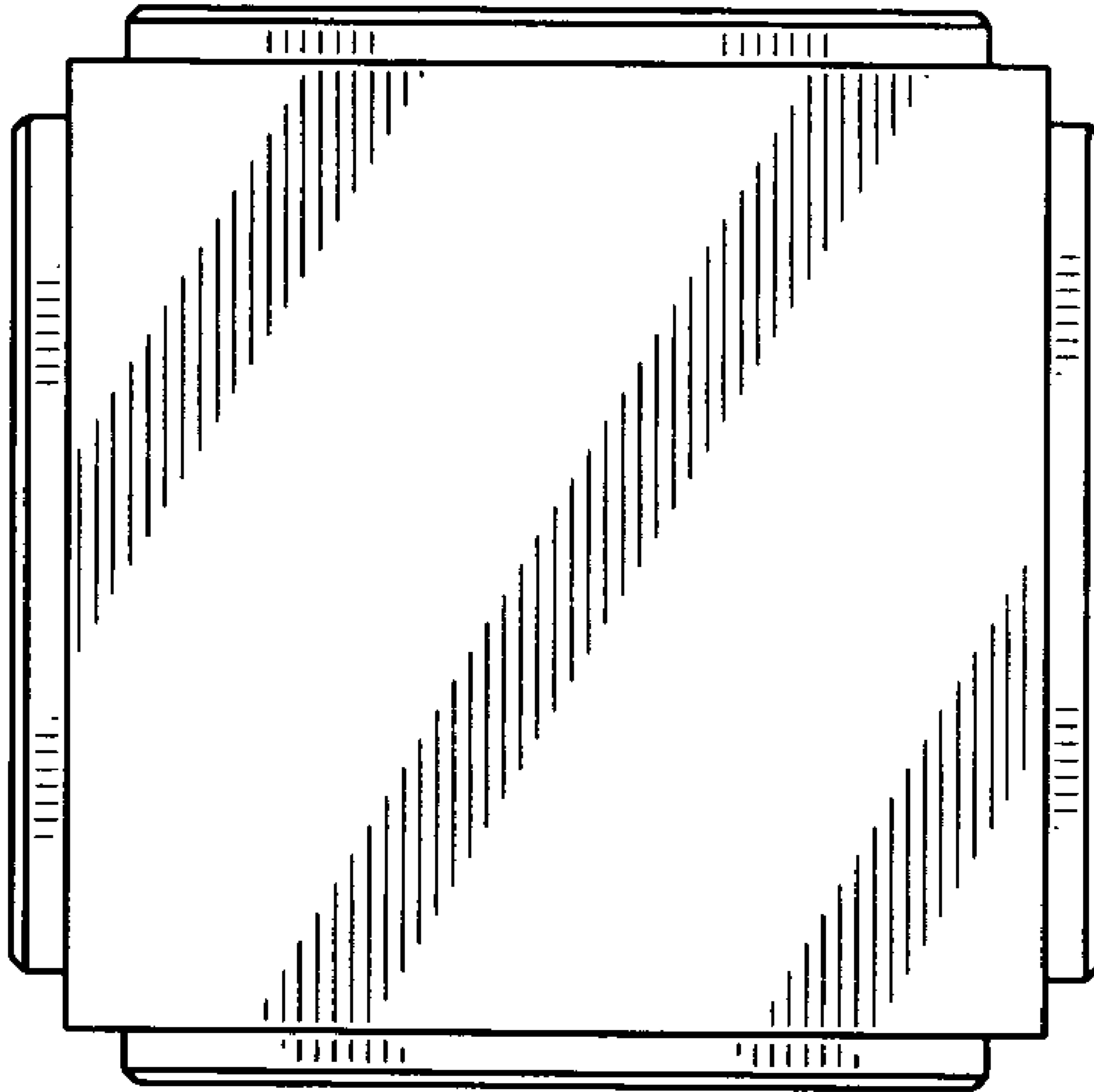


FIG. 3