



US00D621778S

(12) **United States Design Patent**
Pringiers

(10) **Patent No.:** **US D621,778 S**

(45) **Date of Patent:** **** Aug. 17, 2010**

(54) **TIRE**

(75) Inventor: **Koenraad Pringiers**, Colombo (LK)

(73) Assignee: **Solideal Holding S.A.**, Luxembourg (LU)

(**) Term: **14 Years**

(21) Appl. No.: **29/357,468**

(22) Filed: **Mar. 12, 2010**

(30) **Foreign Application Priority Data**

Sep. 15, 2009 (EM) 001164768-0001

(51) **LOC (9) Cl.** **12-15**

(52) **U.S. Cl.** **D12/544**

(58) **Field of Classification Search** D12/534-544,
D12/569-573, 79, 900-901; 152/209.1,
152/209.8-209.19, 209.25-209.28

See application file for complete search history.

(56) **References Cited**

U.S. PATENT DOCUMENTS

D309,125 S * 7/1990 Bonko et al. D12/544

D385,239 S * 10/1997 Bonko D12/544

D388,844 S * 1/1998 Bonko D12/544

D450,272 S * 11/2001 Krieger D12/579

D484,088 S * 12/2003 Kindig D12/544

D523,189 S * 6/2006 Wisdom D12/544

D549,157 S * 8/2007 Maus et al. D12/544

D574,317 S * 8/2008 Otsuji D12/544

D577,657 S * 9/2008 Maus et al. D12/544

D591,219 S * 4/2009 Ohigashi et al. D12/544

D605,579 S * 12/2009 Lee et al. D12/544

D612,797 S * 3/2010 Lo D12/544

* cited by examiner

Primary Examiner—Stacia Cadmus

(74) *Attorney, Agent, or Firm*—Kirschstein, et al.

(57) **CLAIM**

The ornamental design for a tire, as shown and described.

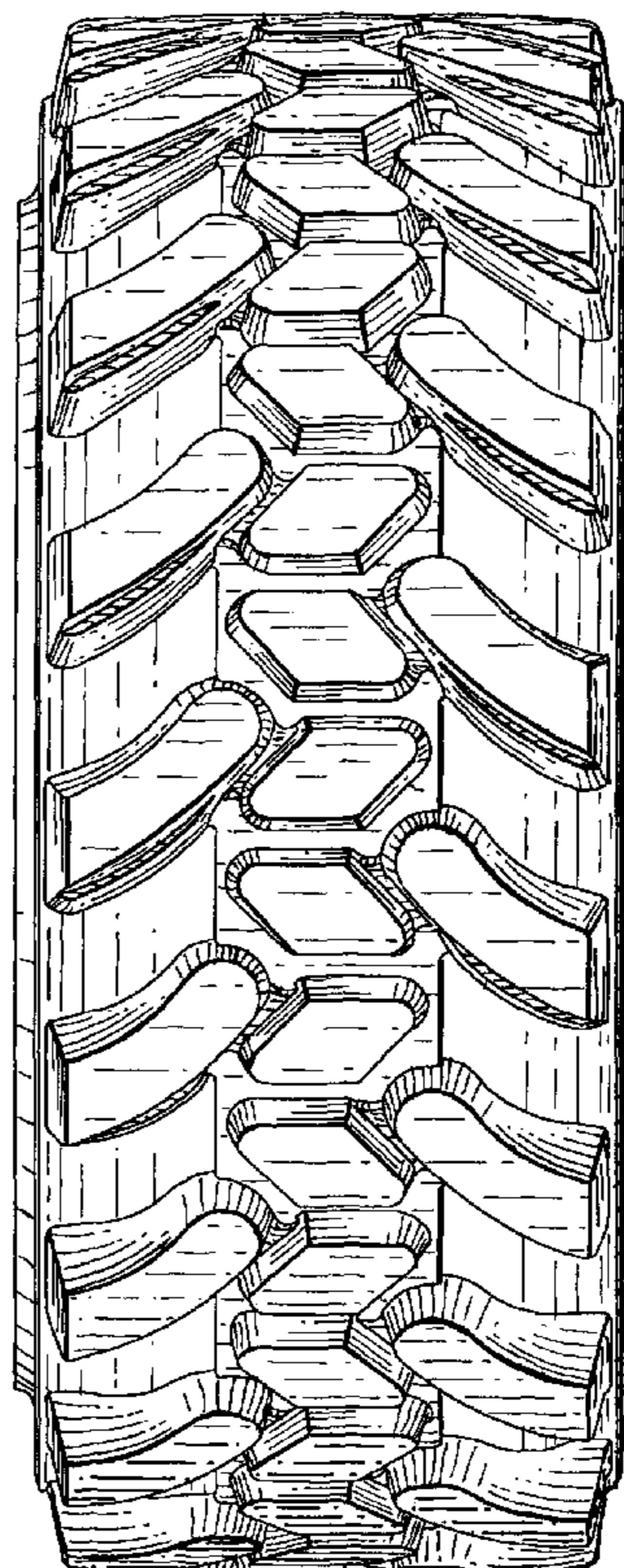
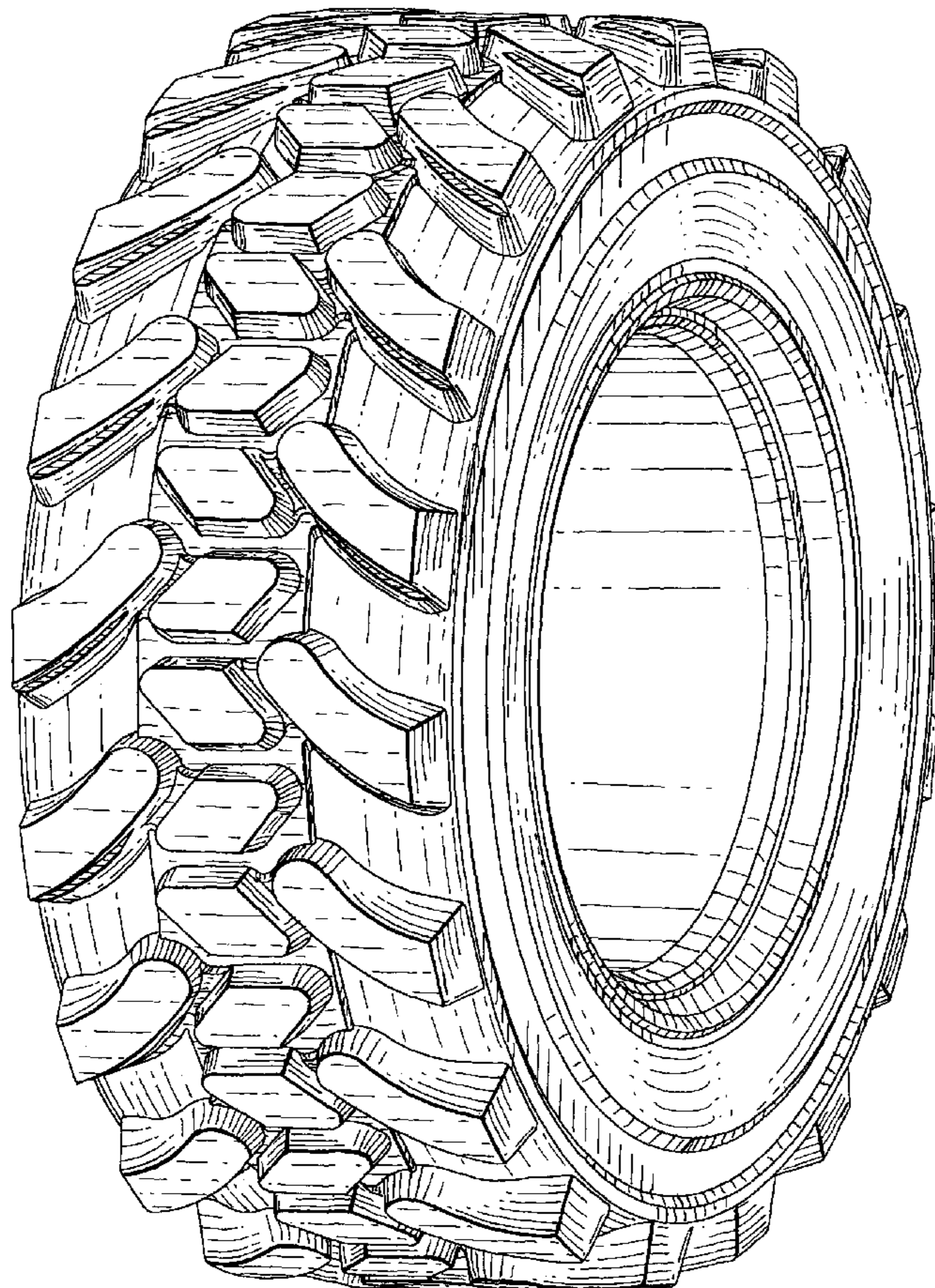
DESCRIPTION

FIG. 1 is a perspective view of a tire according to my new design;

FIG. 2 is an axial end view thereof, the opposite end view being a minor image; and,

FIG. 3 is a front elevational view thereof, the opposite elevational view being a minor image.

1 Claim, 3 Drawing Sheets



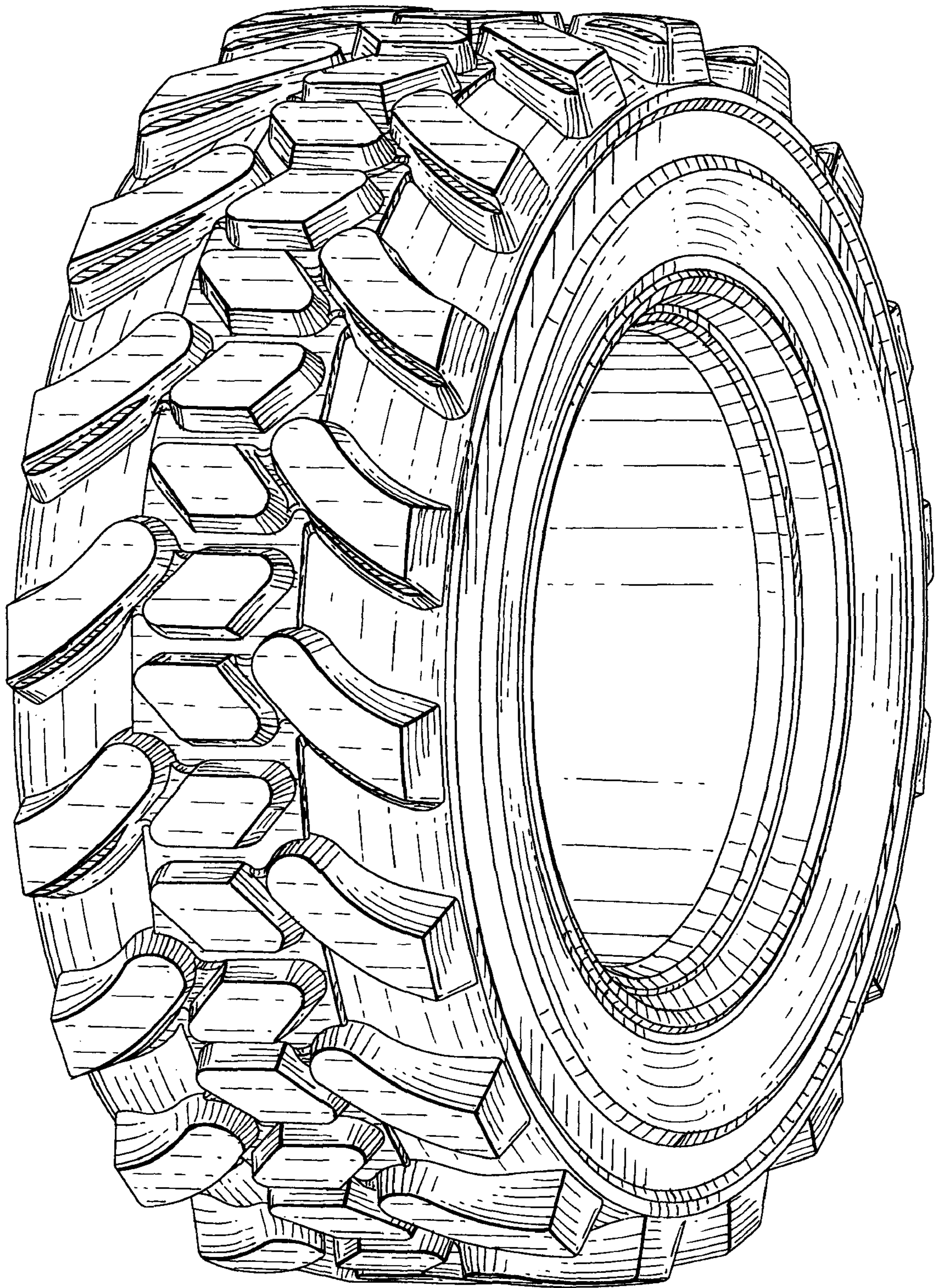


FIG. 1




FIG. 2

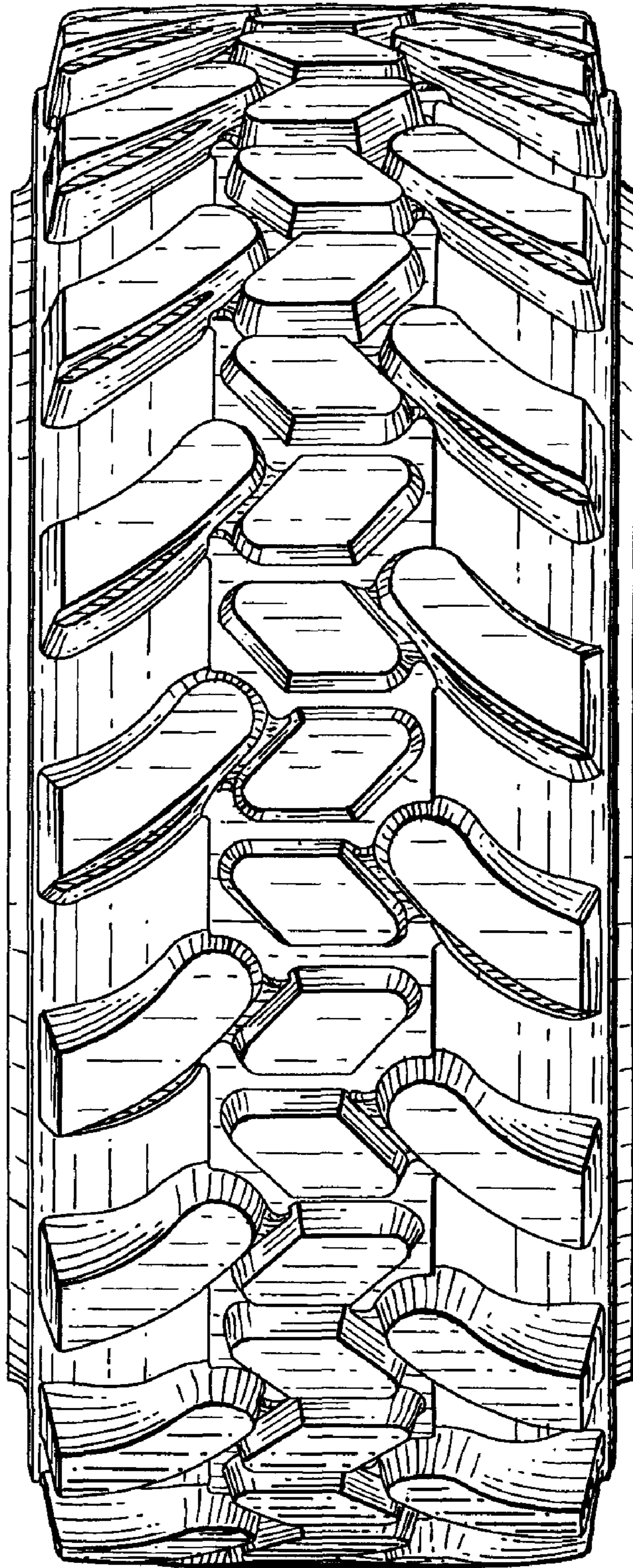


FIG. 3