



US00D621774S

(12) **United States Design Patent**  
**Betsch**

(10) **Patent No.:** **US D621,774 S**

(45) **Date of Patent:** **\*\* Aug. 17, 2010**

(54) **AIRPLANE**

D582,832 S \* 12/2008 Dornier ..... D12/337  
D596,267 S \* 7/2009 Colgren et al. .... D12/319

(76) Inventor: **Matthias Betsch**, Grünewaldstrasse 38a,  
70192 Stuttgart (DE)

\* cited by examiner

(\*\*) Term: **14 Years**

*Primary Examiner*—Cathron C. Brooks

*Assistant Examiner*—Maurice Stevens

(21) Appl. No.: **29/313,582**

(74) *Attorney, Agent, or Firm*—Hedman & Costigan PC;  
Kathleen A. Costigan

(22) Filed: **Jan. 23, 2009**

(57) **CLAIM**

(30) **Foreign Application Priority Data**

Jul. 25, 2008 (EM) ..... 000977012

I claim the ornamental design for an airplane, as shown and described.

(51) **LOC (9) Cl.** ..... **12-07**

(52) **U.S. Cl.** ..... **D12/344**

(58) **Field of Classification Search** ..... D12/319,  
D12/333, 337, 339, 344, 345; D21/447;  
446/30, 56; 244/13, 15, 45 R, 45 A, 211–213  
See application file for complete search history.

**DESCRIPTION**

FIG. 1 is a front elevation view of the airplane of the present invention.

FIG. 2 is a rear elevation view of the airplane of the present invention.

FIG. 3 is a right side elevation view of the airplane of the present invention.

FIG. 4 is a top plan view of the airplane of the present invention; and,

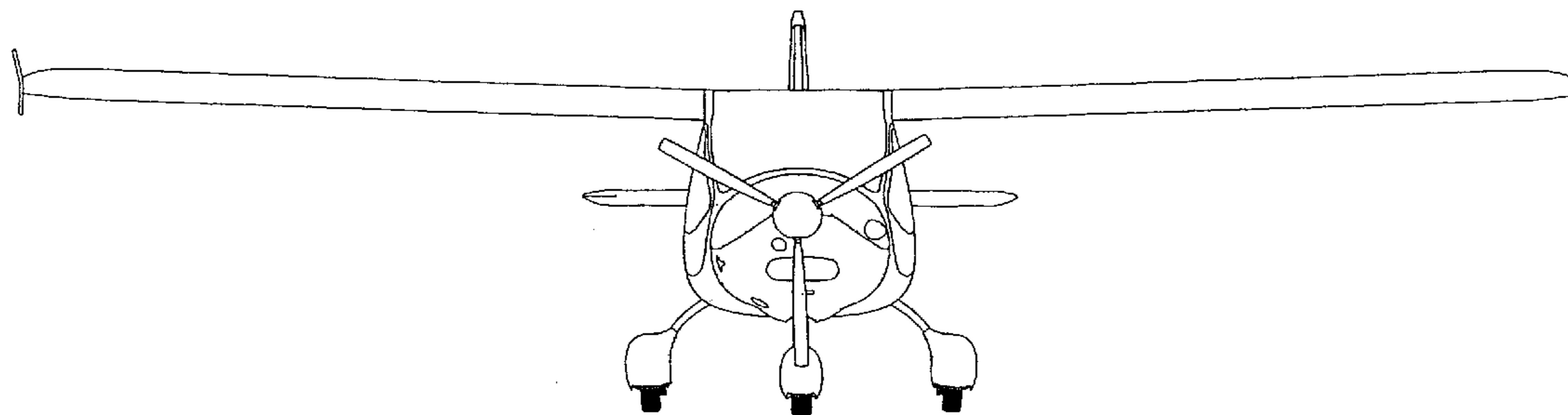
FIG. 5 is a perspective view of the airplane of the present invention.

(56) **References Cited**

**U.S. PATENT DOCUMENTS**

D156,694 S \* 1/1950 Boyajian et al. .... D12/324  
D271,294 S \* 11/1983 Hauk ..... D12/344  
D304,821 S \* 11/1989 Ratony ..... D12/331  
5,150,860 A \* 9/1992 Young ..... 244/63  
D351,872 S \* 10/1994 Bates ..... D21/478

**1 Claim, 5 Drawing Sheets**



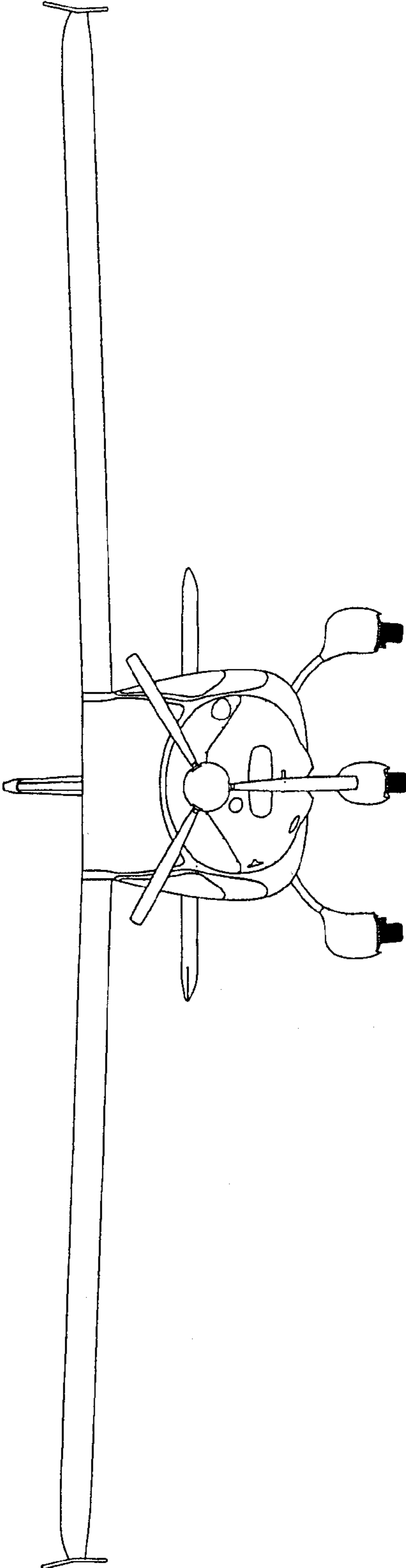


FIG. 1

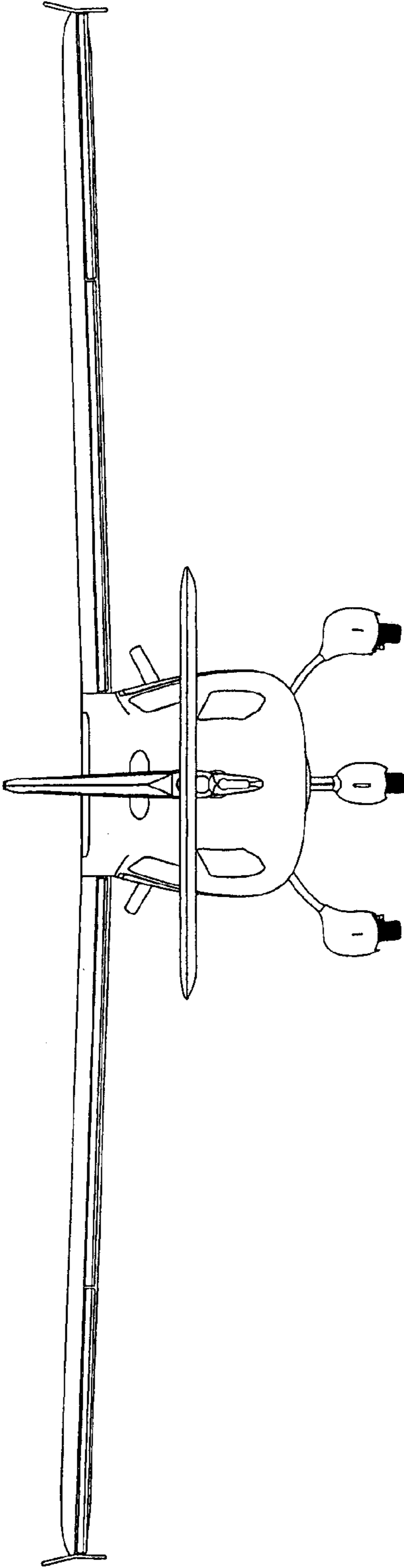


FIG. 2

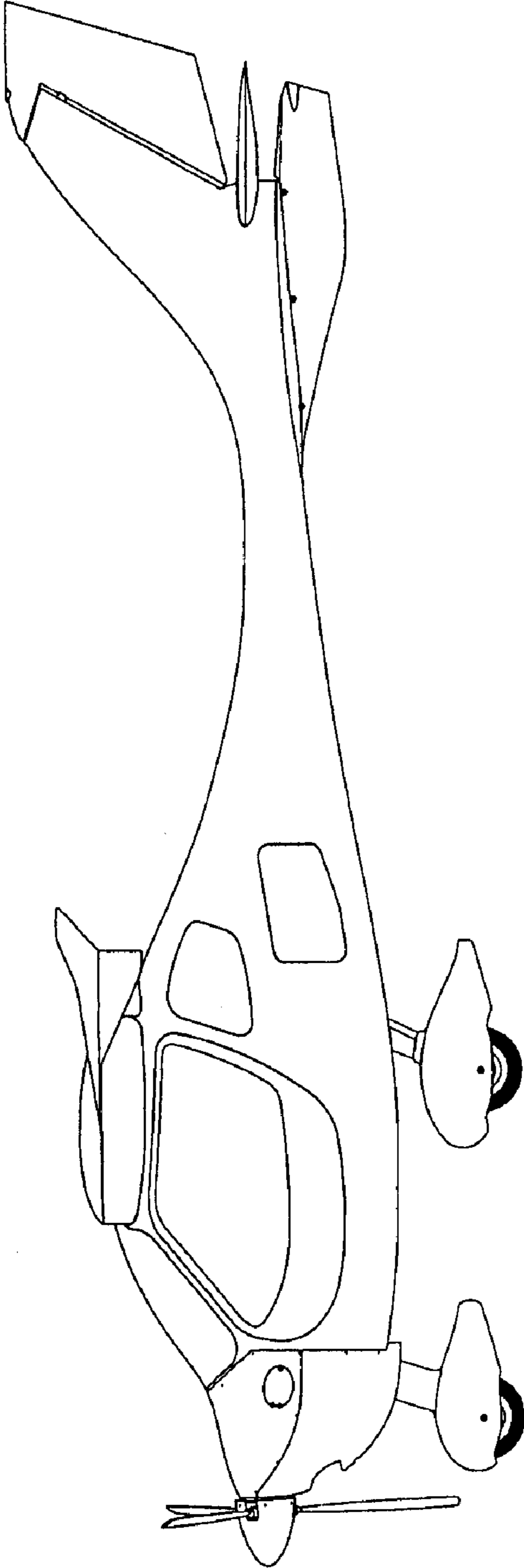


FIG. 3

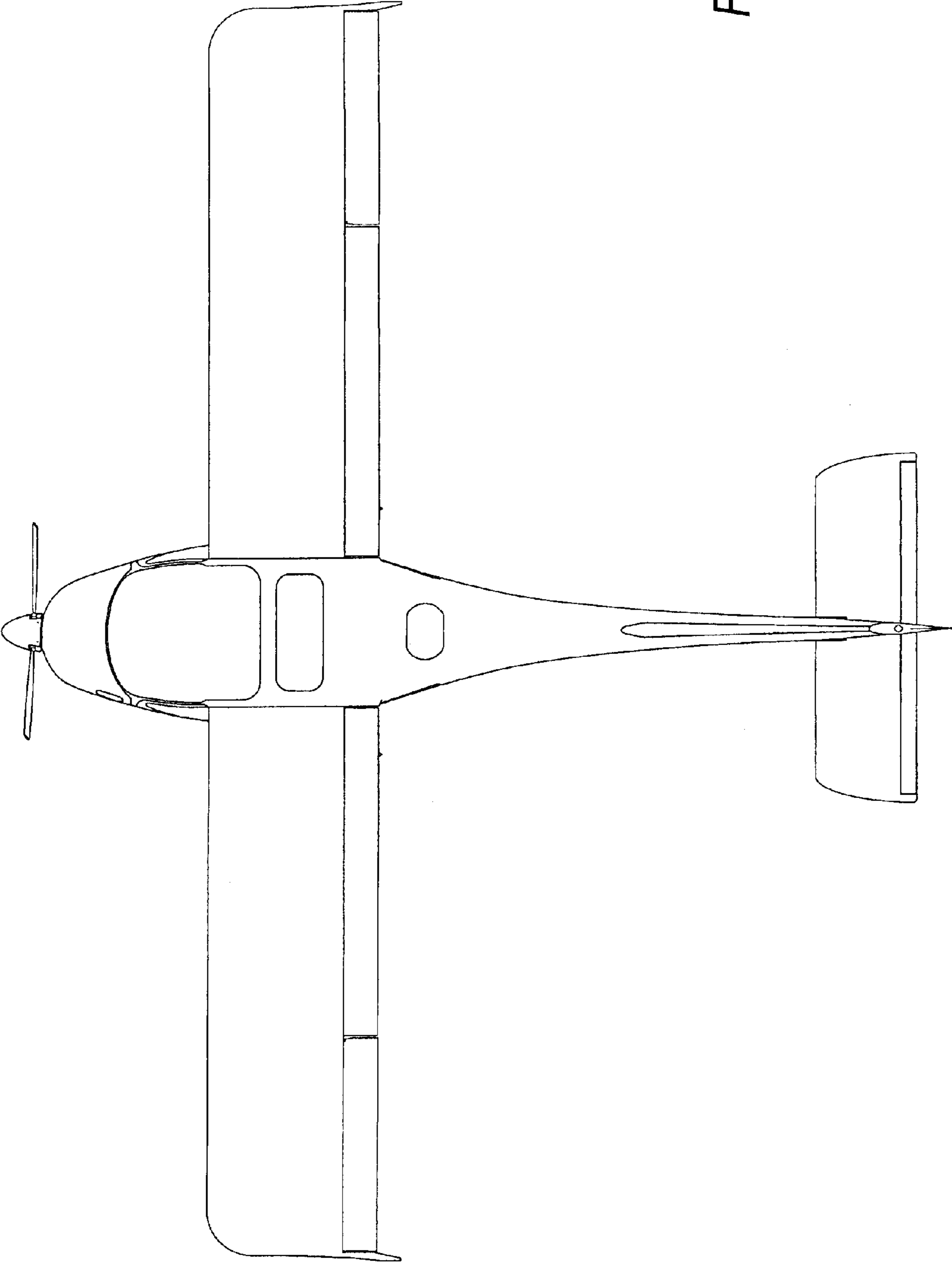


FIG. 4

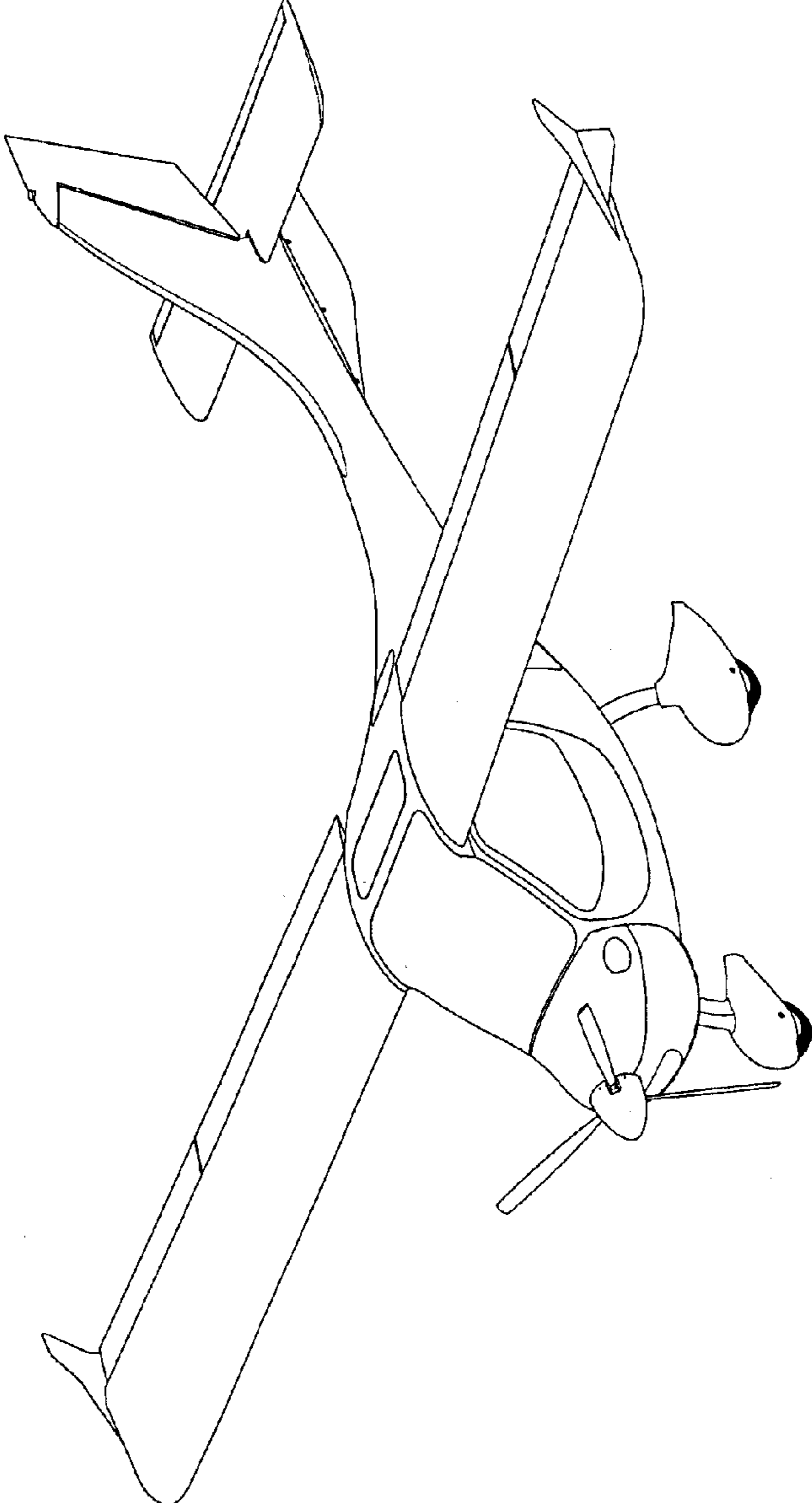


FIG. 5