



US00D621765S

(12) **United States Design Patent**
Baum

(10) **Patent No.:** **US D621,765 S**

(45) **Date of Patent:** **** Aug. 17, 2010**

(54) **WHEEL OR WHEEL COVER**

(75) **Inventor:** **Stephan Baum, Olching (DE)**

(73) **Assignee:** **Bayerische Motoren Werke
Aktiengesellschaft, Munich (DE)**

(**) **Term:** **14 Years**

(21) **Appl. No.:** **29/309,913**

(22) **Filed:** **Nov. 7, 2008**

(30) **Foreign Application Priority Data**

May 9, 2008 (DE) 40 2008 002 370

(51) **LOC (9) Cl.** **12-16**

(52) **U.S. Cl.** **D12/209**

(58) **Field of Classification Search** D12/204-213;
301/37.101, 64.101, 65, 64.201
See application file for complete search history.

(56) **References Cited**

U.S. PATENT DOCUMENTS

D405,749 S *	2/1999	Kulla	D12/211
D457,478 S *	5/2002	Minamisawa	D12/211
D469,048 S *	1/2003	van Hooydonk	D12/209
D488,420 S *	4/2004	Murkett et al.	D12/209
D503,668 S	4/2005	Boyer		
D504,097 S	4/2005	Markefka		
D516,002 S *	2/2006	Fahr-Becker	D12/211
D518,765 S	4/2006	Gabath		
D521,438 S *	5/2006	Nordmann	D12/211
D522,434 S *	6/2006	Langer	D12/209
D530,252 S	10/2006	Gabath		

D537,026 S *	2/2007	Nordmann	D12/209
D540,238 S	4/2007	Sycha		
D540,240 S *	4/2007	Kountouras	D12/211
D542,728 S *	5/2007	Ichinose	D12/211
D558,118 S *	12/2007	Hueller	D12/211
D567,167 S *	4/2008	Forster	D12/211
D590,319 S *	4/2009	Juergens et al.	D12/211
D590,757 S *	4/2009	Froehlich	D12/209
D594,396 S *	6/2009	Juergens et al.	D12/209

FOREIGN PATENT DOCUMENTS

EM	000883715-0001	4/2008
EM	000883715-0002	4/2008

* cited by examiner

Primary Examiner—Stacia Cadmus

(74) *Attorney, Agent, or Firm*—Crowell & Moring LLP

(57) **CLAIM**

The ornamental design for a wheel or wheel cover, as shown and described.

DESCRIPTION

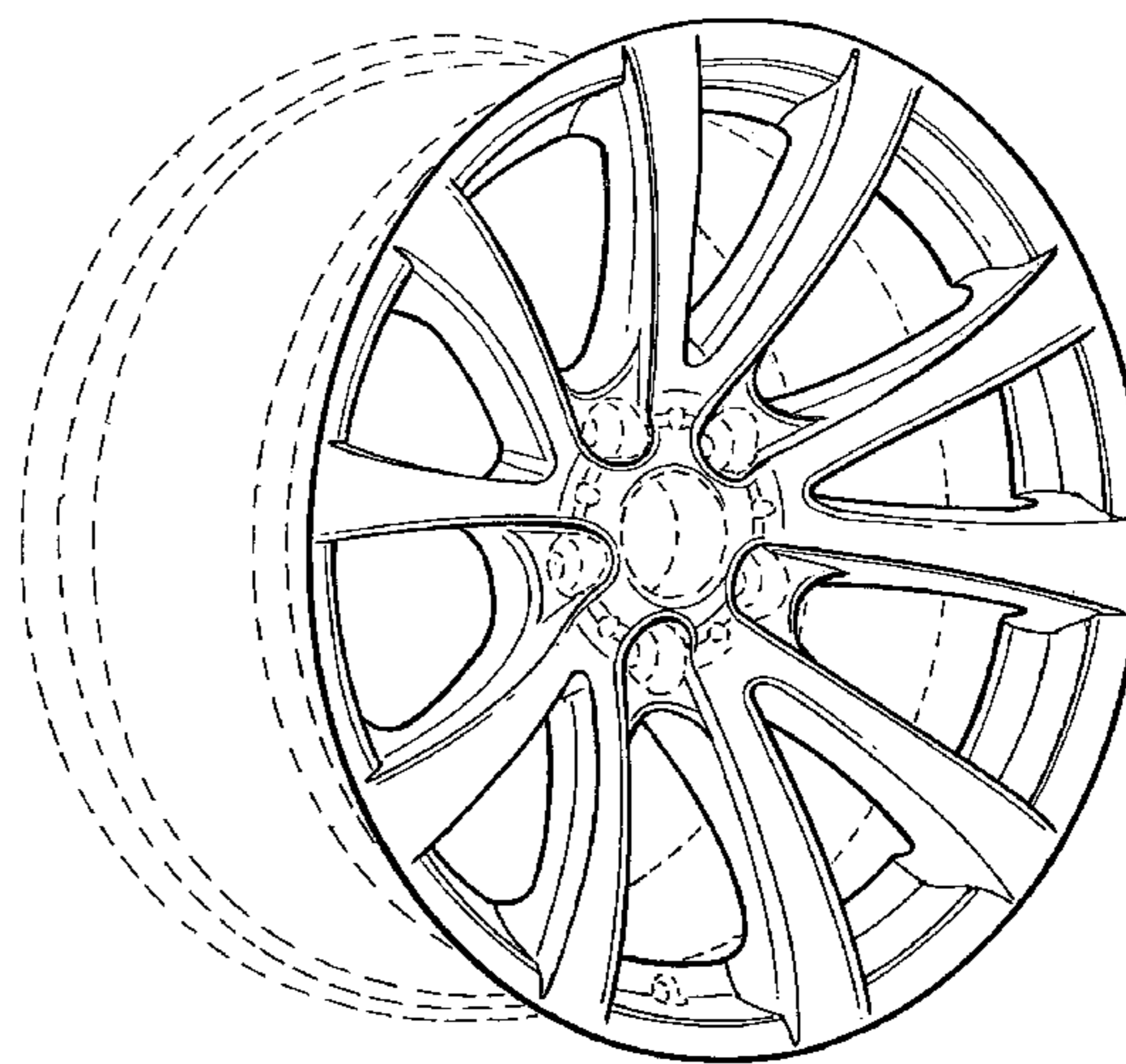

This application is related to co-pending U.S. application Ser. No. 29/326,021, filed Oct. 10, 2008.

FIG. 1 is a front view of a wheel or wheel cover according to my novel design; and,

FIG. 2 is a perspective view thereof.

The broken line showing of the rear of the rim and the bolt holes and center hole in the central hub area is included for the purpose of illustrating environment and forms no part of the claimed design.

1 Claim, 1 Drawing Sheet



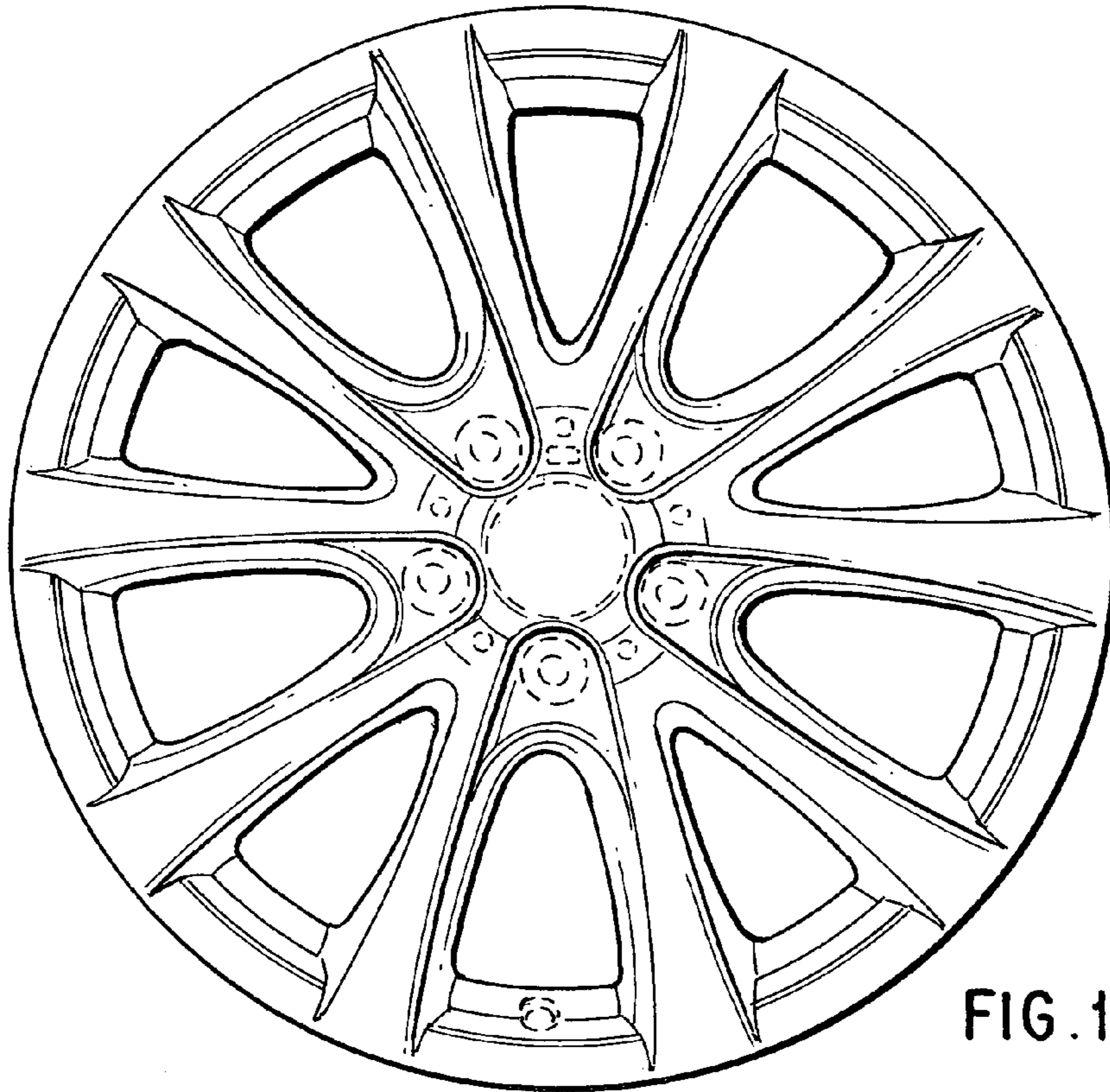


FIG. 1

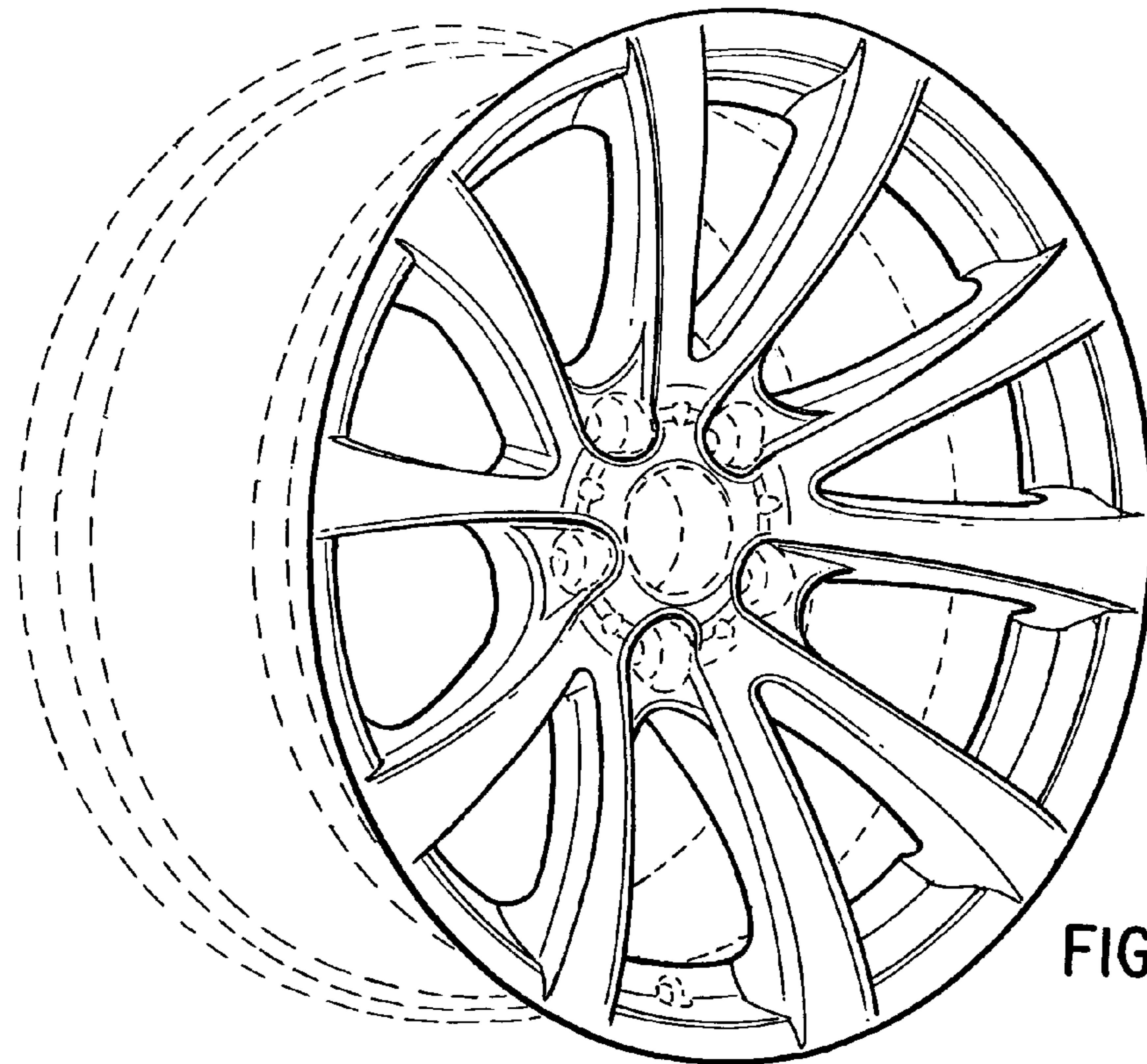


FIG. 2