



US00D621761S

(12) **United States Design Patent**
Wiedeman et al.

(10) **Patent No.:** **US D621,761 S**

(45) **Date of Patent:** **** Aug. 17, 2010**

(54) **PORTION OF A VEHICLE INTERIOR**

(75) Inventors: **Michael Eric Wiedeman**, San Pedro, CA (US); **Cameron Dwight Mauldin**, Torrance, CA (US)

(73) Assignee: **Honda Motor Co., Ltd.**, Tokyo (JP)

(**) Term: **14 Years**

(21) Appl. No.: **29/344,048**

(22) Filed: **Sep. 22, 2009**

Related U.S. Application Data

(63) Continuation of application No. 29/333,734, filed on Mar. 13, 2009, and a continuation of application No. 29/335,040, filed on Apr. 7, 2009.

(51) **LOC (9) Cl.** **12-16**

(52) **U.S. Cl.** **D12/192**

(58) **Field of Classification Search** D12/192, D12/415; 180/190; 280/750-752; 296/190.01-190.09, 296/70; D15/17, 28; D10/46, 98, 102-103
See application file for complete search history.

(56) **References Cited**

U.S. PATENT DOCUMENTS

D489,660 S * 5/2004 Okumura et al. D12/192
D512,006 S * 11/2005 Sims D12/192
D512,357 S * 12/2005 Schuttera D12/192

D532,353 S * 11/2006 Honda et al. D12/192
D558,656 S * 1/2008 Tanaka et al. D12/192
D560,150 S * 1/2008 Honma et al. D12/192
D567,162 S * 4/2008 Motozaki et al. D12/192
D571,272 S * 6/2008 Esaki et al. D12/192
D577,640 S * 9/2008 Wyszogrod et al. D12/192
D577,644 S * 9/2008 Wyszogrod et al. D12/195
D593,470 S * 6/2009 Duan et al. D12/192
D595,198 S * 6/2009 Woodard et al. D12/192
D598,353 S * 8/2009 Dai et al. D12/192

* cited by examiner

Primary Examiner—Stacia Cadmus

(74) *Attorney, Agent, or Firm*—Plumsea Law Group, LLC; Mark E. Duell

(57) **CLAIM**

The ornamental design for a portion of a vehicle interior, as shown and described.

DESCRIPTION

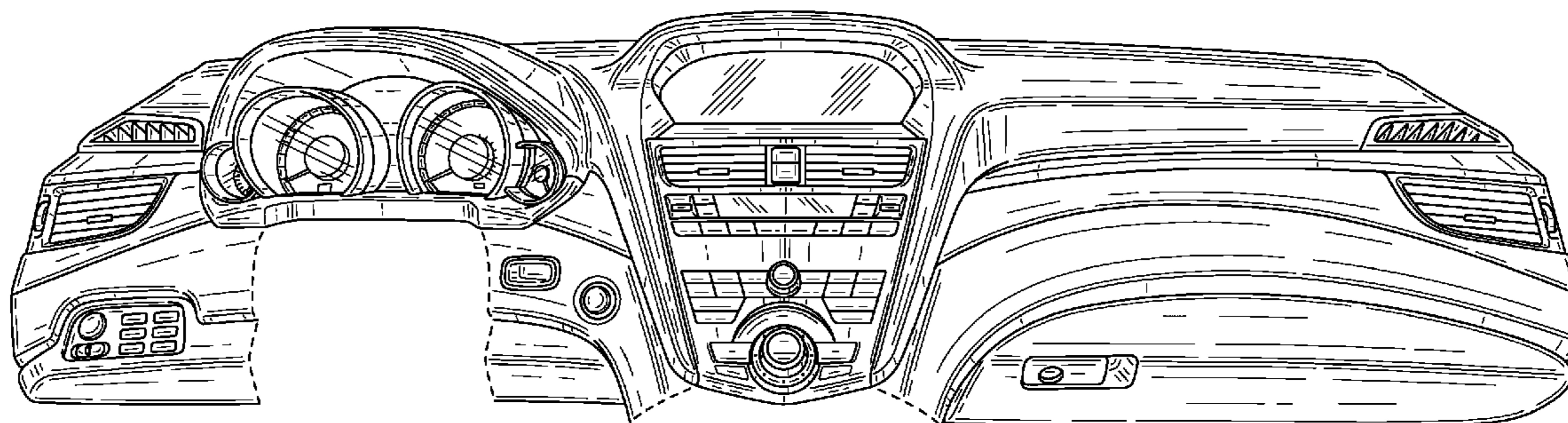
FIG. 1 is a perspective view of a portion of a vehicle interior showing our new design viewed from one side thereof;

FIG. 2 is a perspective view viewed from the other side thereof; and,

FIG. 3 is a front view thereof.

The broken line denotes a boundary of the claimed design and forms no part thereof.

1 Claim, 3 Drawing Sheets



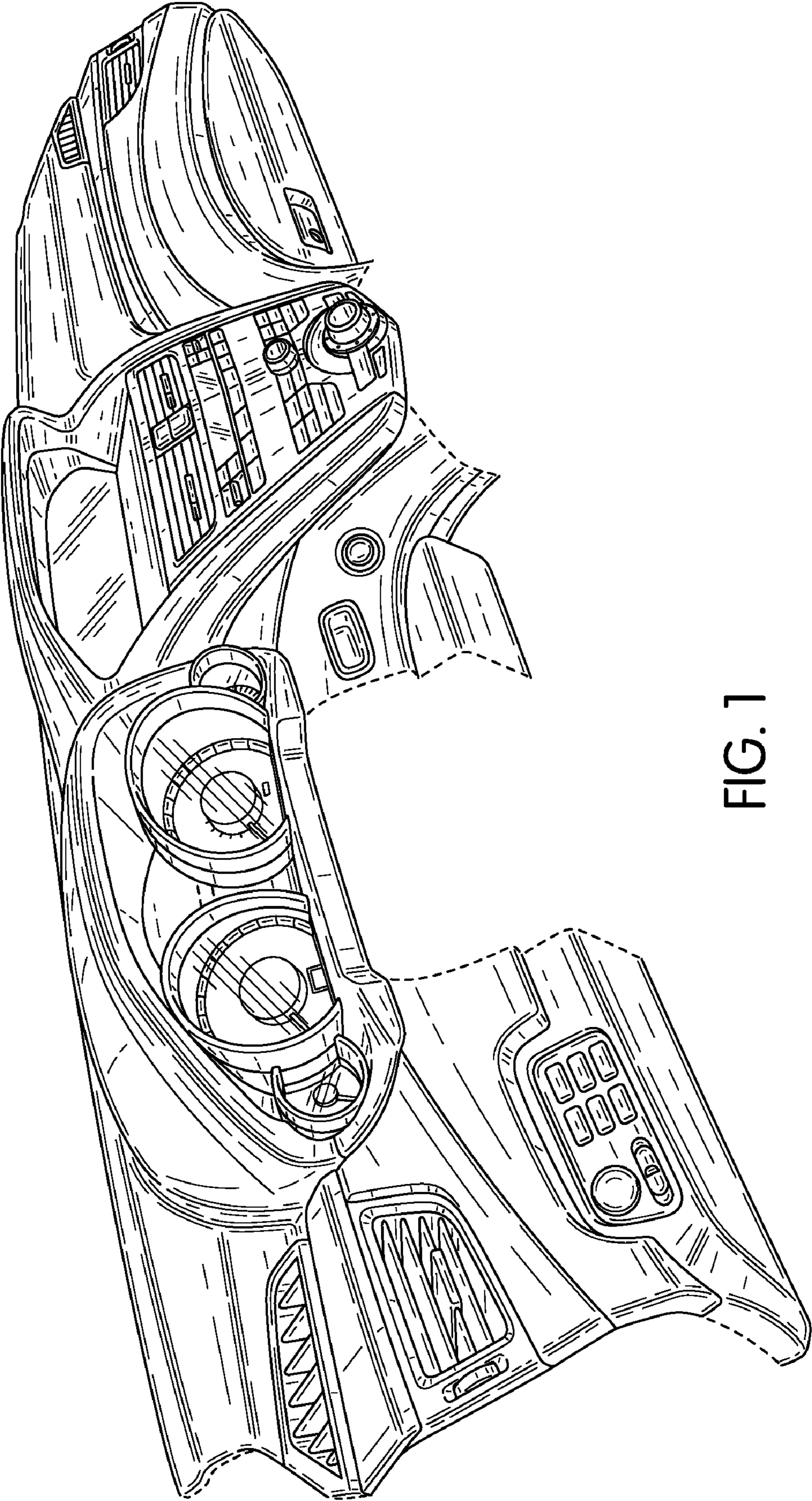


FIG. 1

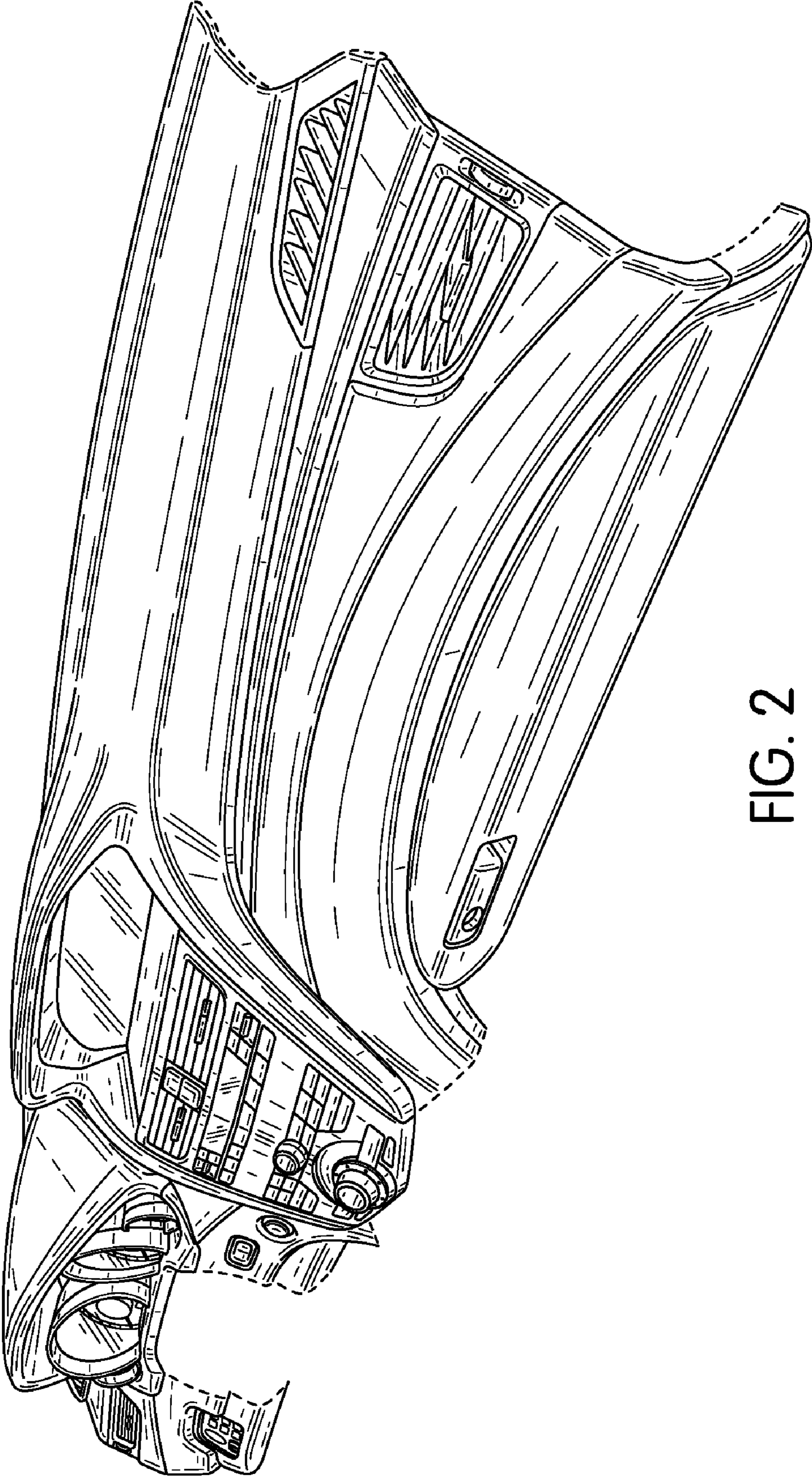


FIG. 2

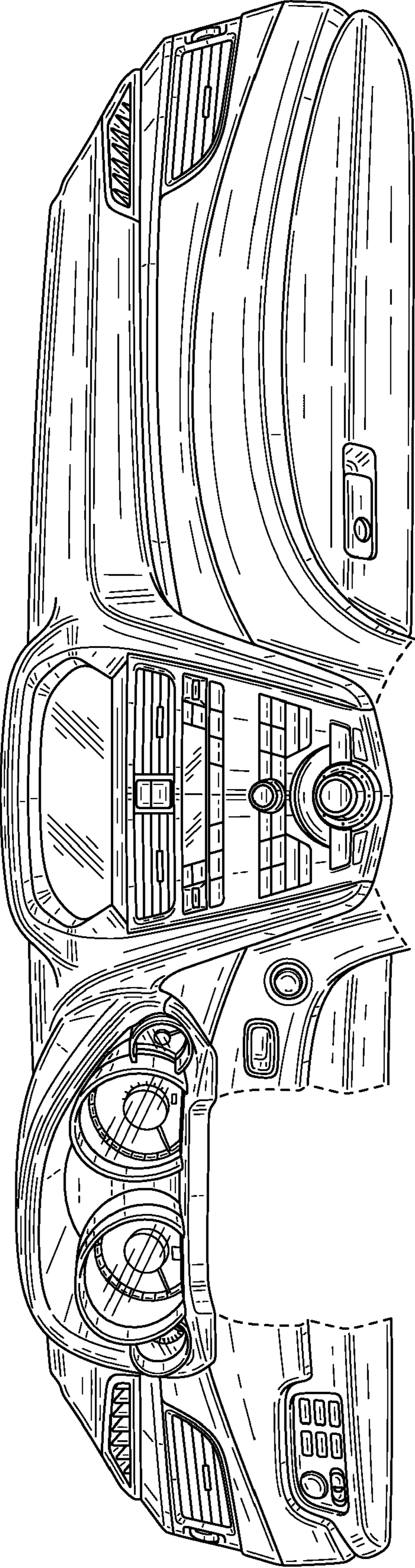


FIG. 3