



US00D621717S

(12) **United States Design Patent**
Rica

(10) **Patent No.:** **US D621,717 S**

(45) **Date of Patent:** **** Aug. 17, 2010**

(54) **BOTTLE**

(75) Inventor: **Didier Rica**, Le Mont Saint Adrien (FR)

(73) Assignee: **Saverglass Inc.**, Ramsey, NJ (US)

(**) Term: **14 Years**

(21) Appl. No.: **29/344,713**

(22) Filed: **Oct. 2, 2009**

(51) **LOC (9) Cl.** **09-01**

(52) **U.S. Cl.** **D9/574**

(58) **Field of Classification Search** D9/516,
D9/520, 544, 545, 546, 549, 558, 571, 572,
D9/573, 574, 690, 691, 692; 215/381-385
See application file for complete search history.

(56) **References Cited**

U.S. PATENT DOCUMENTS

D408,740 S *	4/1999	Jones et al.	D9/542
D409,092 S *	5/1999	Beasley	D9/542
D441,296 S *	5/2001	Majerowski	D9/542
D446,121 S *	8/2001	Maddy	D9/500
D448,678 S *	10/2001	Bakic	D9/574
D452,159 S *	12/2001	Belser et al.	D9/542
D519,383 S *	4/2006	Stolle	D9/565
D521,873 S *	5/2006	Ross	D9/691
D525,872 S *	8/2006	Haubert et al.	D9/529
D527,644 S *	9/2006	Bakic	D9/539

D527,650 S *	9/2006	Ross	D9/691
D535,891 S *	1/2007	Varlet	D9/573
D546,189 S *	7/2007	Costello et al.	D9/542
D553,001 S *	10/2007	Granitz	D9/574
D563,233 S *	3/2008	Patzak	D9/558
D592,516 S *	5/2009	Cummings et al.	D9/530

* cited by examiner

Primary Examiner—Stella M Reid

Assistant Examiner—Elizabeth J Oswecki

(57) **CLAIM**

The ornamental design for a bottle, as shown and described.

DESCRIPTION

FIG. 1 is a perspective front view of a bottle showing my new design;

FIG. 2 is a front view thereof;

FIG. 3 is a rear view thereof;

FIG. 4 is a right side view thereof;

FIG. 5 is a left side view thereof;

FIG. 6 is a top view thereof; and,

FIG. 7 is a bottom view thereof.

The broken line showing of the pour spout and the bottom of the bottle is included for the purpose of illustration only and forms no part of the claimed design.

1 Claim, 4 Drawing Sheets






FIG. 1




FIG. 2




FIG. 3

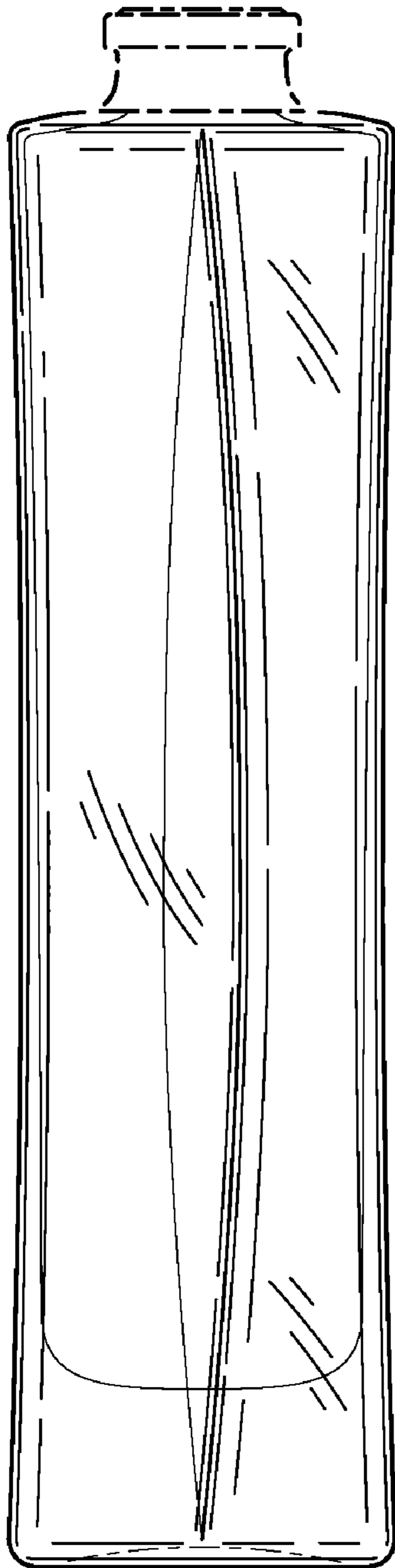


FIG. 4

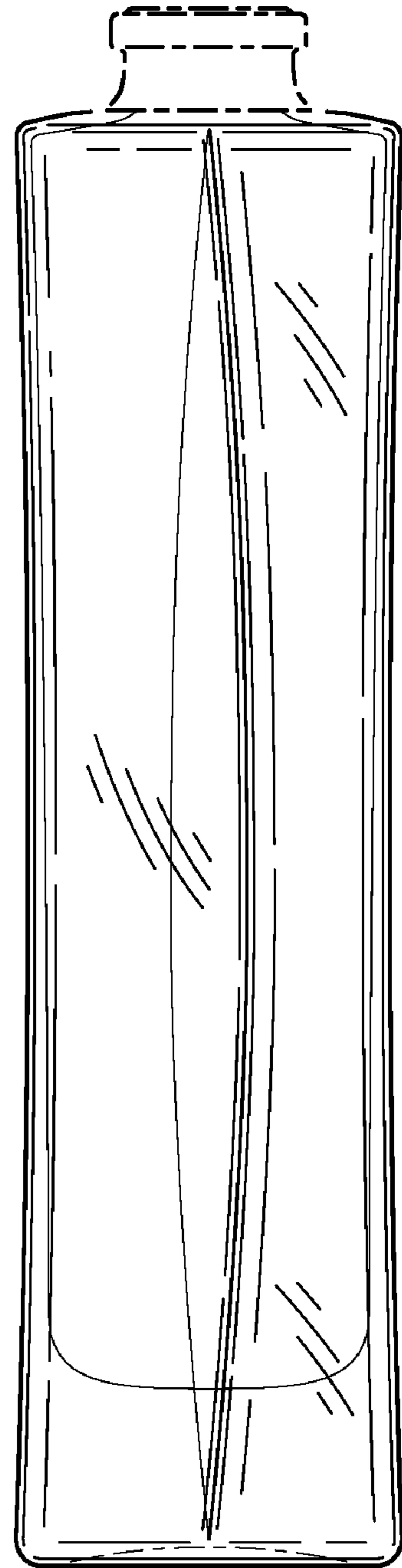


FIG. 5

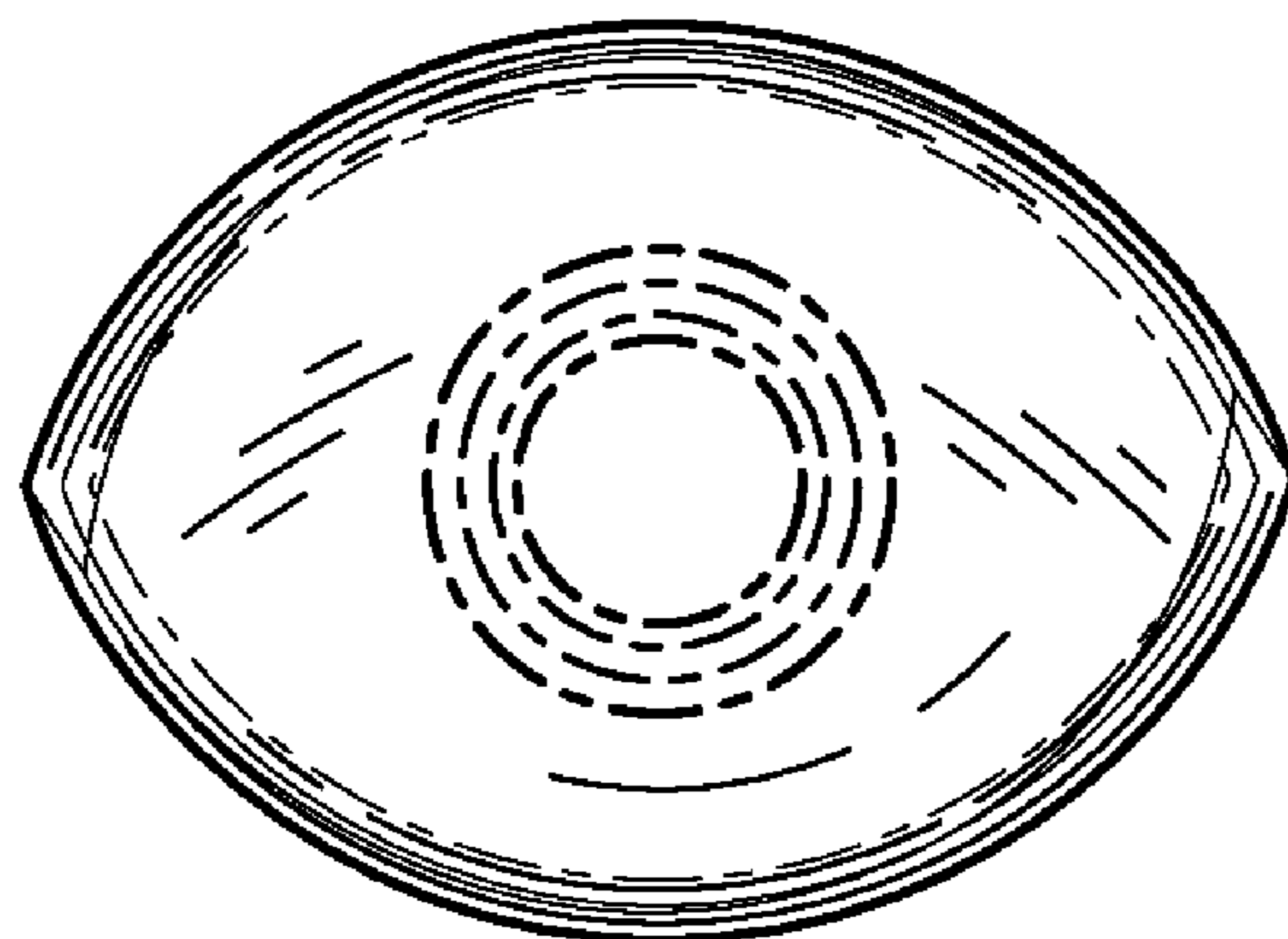


FIG. 6

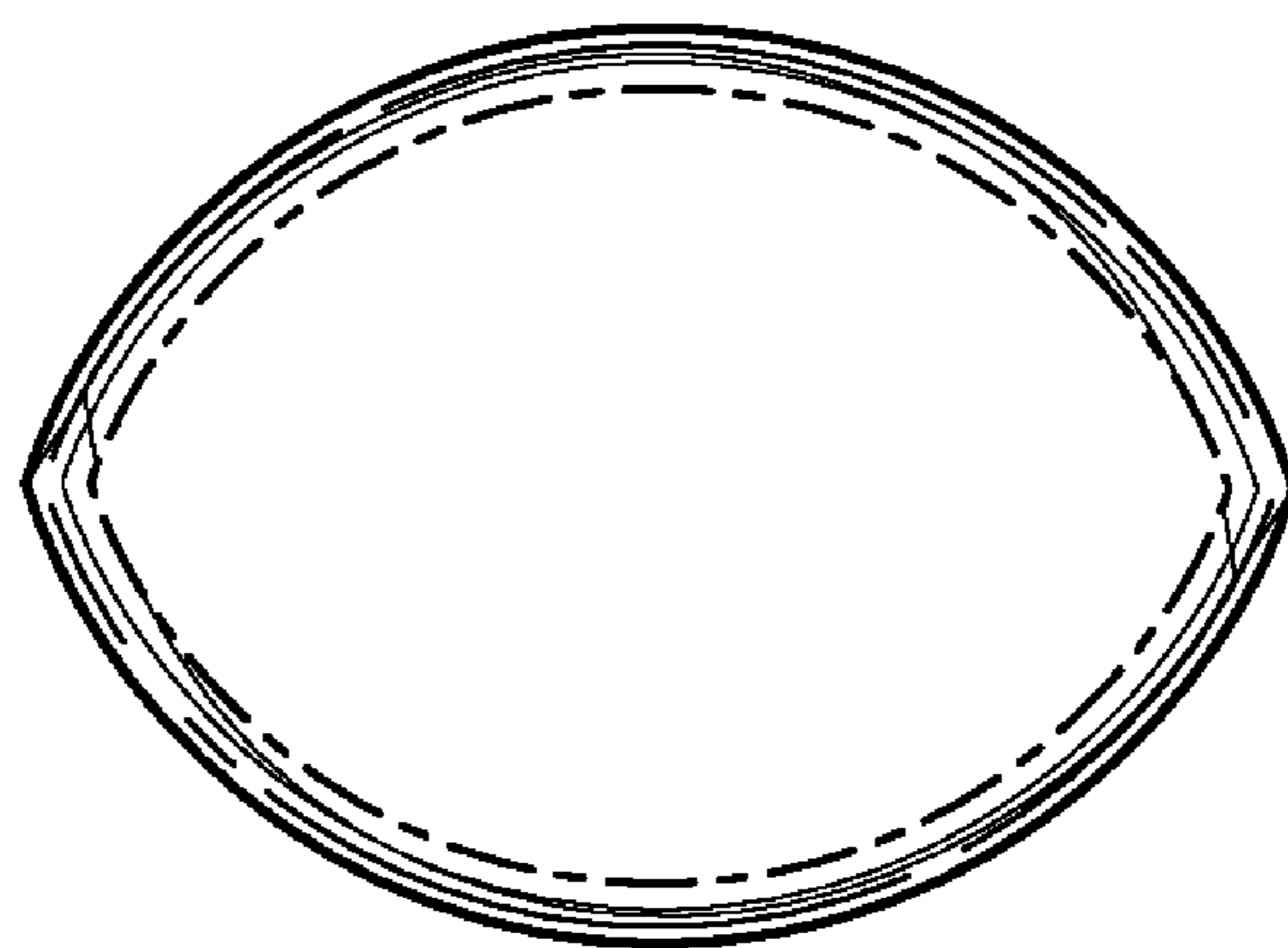


FIG. 7