



US00D621710S

(12) **United States Design Patent**  
**Cueto**

(10) **Patent No.:** **US D621,710 S**

(45) **Date of Patent:** **\*\* \*Aug. 17, 2010**

(54) **GRIPPABLE CONTAINER**

(75) Inventor: **Aaron Charles Cueto**, New York, NY  
(US)

(73) Assignee: **Kraft Foods Global Brands LLC**,  
Northfield, IL (US)

(\*) Notice: This patent is subject to a terminal disclaimer.

(\*\*) Term: **14 Years**

(21) Appl. No.: **29/241,338**

(22) Filed: **Oct. 27, 2005**

(51) **LOC (9) Cl.** ..... **09-01**

(52) **U.S. Cl.** ..... **D9/504; D9/539**

(58) **Field of Classification Search** ..... D9/500,  
D9/502-504, 516, 529-530, 537-539, 549,  
D9/557-558, 691-692, 716, 763, 772, 776,  
D9/778, 779; 215/379, 381, 382-384; 220/660,  
220/662, 669, 675

See application file for complete search history.

(56) **References Cited**

U.S. PATENT DOCUMENTS

D258,199 S *	2/1981	Torongo, Jr.	.....	D9/726
D271,853 S *	12/1983	Tsuno	.....	D9/500
D274,218 S *	6/1984	Aramaki	.....	D9/776
D295,259 S *	4/1988	Goettner	.....	D9/500
D345,695 S	4/1994	Frazer et al.		
D345,696 S	4/1994	Wilkinson et al.		

5,383,558 A	1/1995	Wilkinson et al.		
D358,530 S *	5/1995	Mehra et al.	.....	D7/510
5,489,036 A	2/1996	Arkins		
D369,552 S *	5/1996	Lam	.....	D9/538
D381,259 S *	7/1997	Hayes	.....	D9/504
5,931,323 A	8/1999	Wilkinson et al.		
D415,428 S *	10/1999	Keller et al.	.....	D9/503
D427,909 S *	7/2000	Doritty et al.	.....	D9/500
D451,807 S *	12/2001	Goettner	.....	D9/504
D456,265 S *	4/2002	Spear	.....	D9/502
D463,982 S	10/2002	Speelman		
D503,112 S *	3/2005	Kudert et al.	.....	D9/500

\* cited by examiner

*Primary Examiner*—Ian Simmons

*Assistant Examiner*—Dana L Sipos

(74) *Attorney, Agent, or Firm*—Stites & Harbison PLLC;  
Marvin Petry; Douglas E. Jackson

(57) **CLAIM**

The ornamental design for a grippable container, as shown and described.

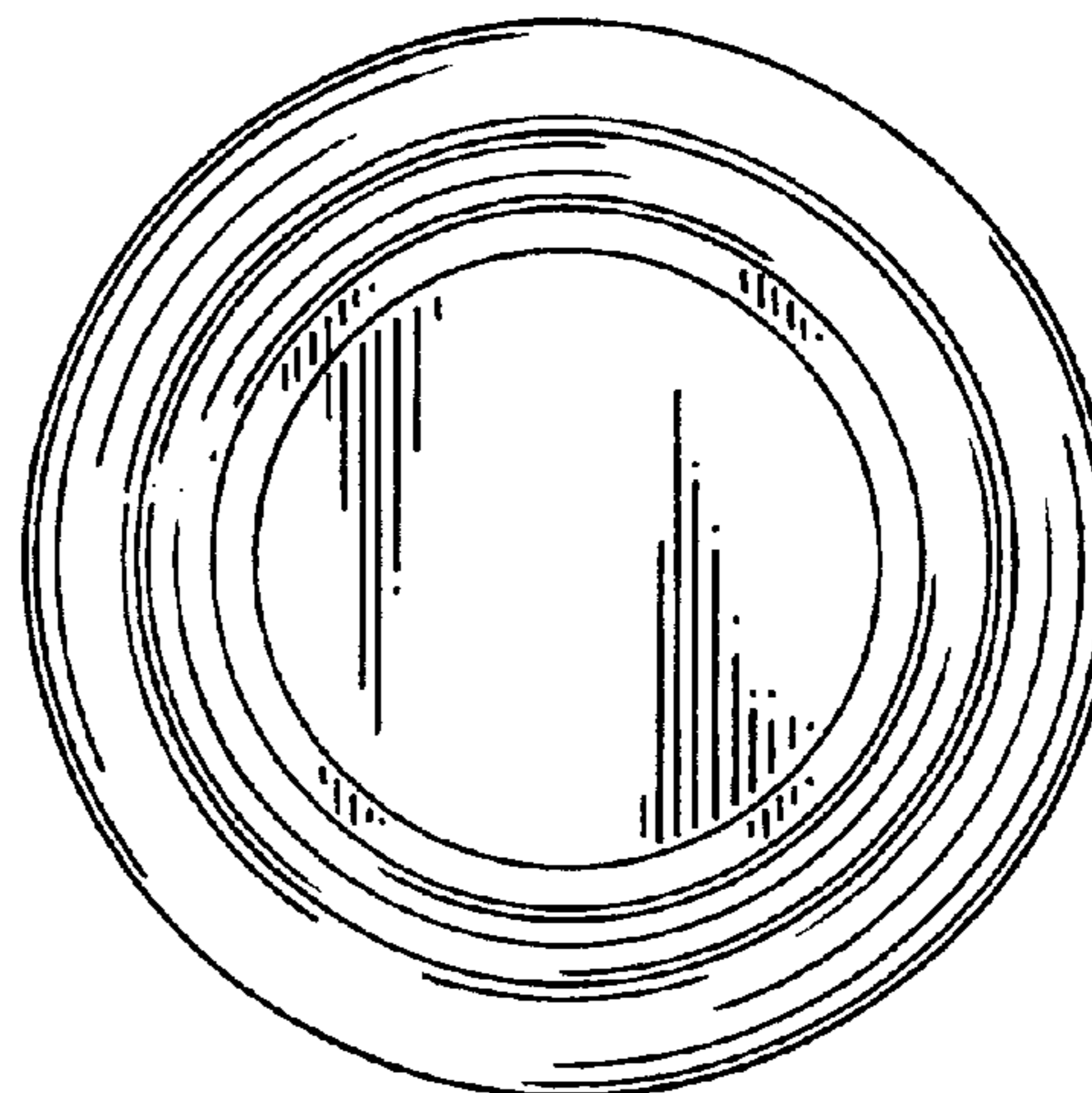

**DESCRIPTION**

FIG. 1 is an elevation view of a grippable container according to the present invention, with the front, left side, right side and back views all being the same.

FIG. 2 is a top view of the grippable container depicted in FIG. 1; and,

FIG. 3 is a bottom view of the grippable container depicted in FIG. 1.

**1 Claim, 2 Drawing Sheets**






FIG. 1

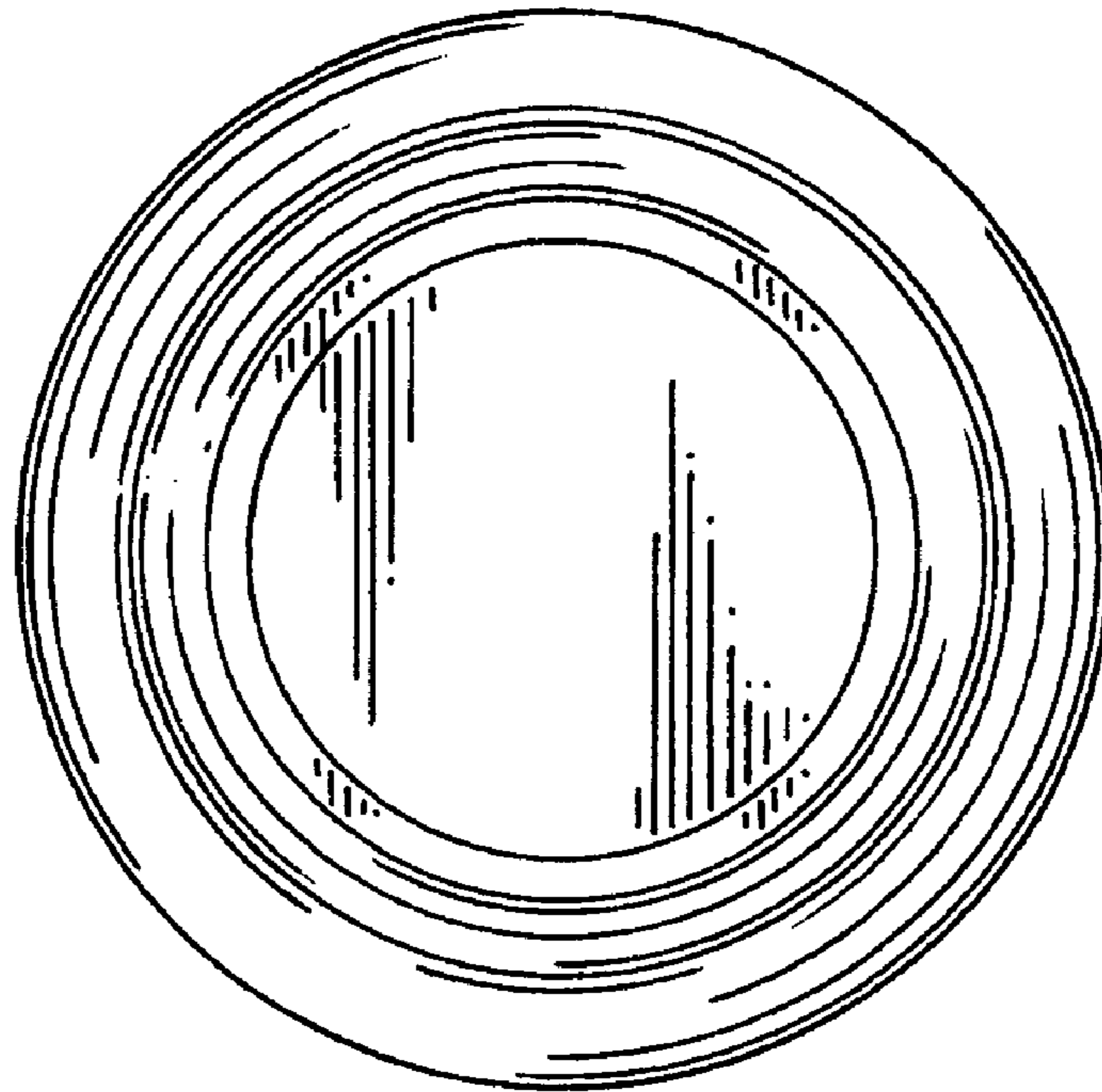


FIG. 2

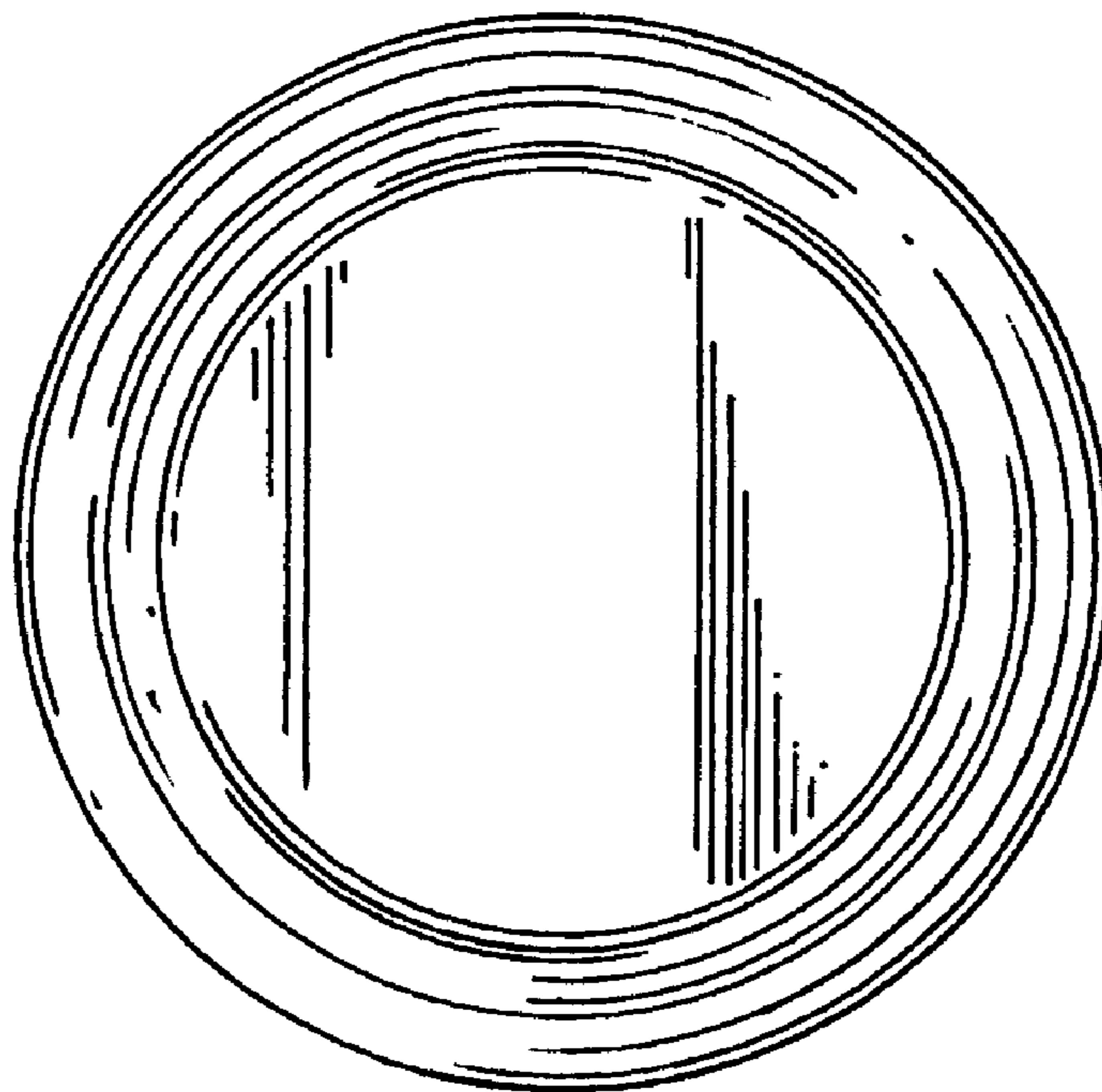


FIG. 3