



US00D621704S

(12) **United States Design Patent**
Lymn et al.

(10) **Patent No.:** **US D621,704 S**

(45) **Date of Patent:** **** Aug. 17, 2010**

(54) **COVER**

(75) Inventors: **Kimberly J. Lymn**, Long Lake, MN (US); **Holly A. Robbins**, Minneapolis, MN (US); **Kelly N. Esterby**, Hudson, WI (US); **Gary L. Sotebeer**, Savage, MN (US); **CarolAnn M. Sylvester**, Lake Shore, MN (US)

(73) Assignee: **Target Brands, Inc.**, Minneapolis, MN (US)

(**) Term: **14 Years**

(21) Appl. No.: **29/357,042**

(22) Filed: **Mar. 5, 2010**

Related U.S. Application Data

(62) Division of application No. 29/303,140, filed on Feb. 1, 2008.

(51) **LOC (9) Cl.** **09-07**

(52) **U.S. Cl.** **D9/432**

(58) **Field of Classification Search** D9/711,
D9/721, 501, 414, 418, 432, 435, 436, 443,
D9/423; D6/610; 150/154, 165; 206/427
See application file for complete search history.

(56) **References Cited**

U.S. PATENT DOCUMENTS

3,119,544	A	1/1964	Cope et al.
3,160,326	A	12/1964	Sturdevant
3,349,986	A	10/1967	Chapman et al.
3,363,807	A	1/1968	Powell
3,371,824	A	3/1968	Goss

Primary Examiner—Caron Veynar

Assistant Examiner—Abraham Bahta

(74) *Attorney, Agent, or Firm*—Leanne Taveggia Farrell; Westman, Champlin & Kelly, P.A.

(57) **CLAIM**

The ornamental design for a cover, as shown and described.

DESCRIPTION

FIG. 1 is a top perspective view of a first embodiment of the cover showing our new design.

FIG. 2 is a left side view of the cover illustrated in FIG. 1.

FIG. 3 is a right side view of the cover illustrated in FIG. 1.

FIG. 4 is a front view of the cover illustrated in FIG. 1.

FIG. 5 is a back view of the cover illustrated in FIG. 1.

FIG. 6 is a top view of the cover illustrated in FIG. 1.

FIG. 7 is a bottom view of the cover illustrated in FIG. 1.

FIG. 8 is a top perspective view of a second embodiment of the cover.

FIG. 9 is a left side view of the cover illustrated in FIG. 8.

FIG. 10 is a right side view of the cover illustrated in FIG. 8.

FIG. 11 is a front view of the cover illustrated in FIG. 8.

FIG. 12 is a back view of the cover illustrated in FIG. 8.



FIG. 13 is a top view of the cover illustrated in FIG. 8; and,

FIG. 14 is a bottom view of the cover illustrated in FIG. 8.

The broken lines showing portions of the cover are included for the purpose of illustrating environmental structure and forms no part of the claimed design.

(Continued)

1 Claim, 14 Drawing Sheets



US D621,704 S

Page 2

U.S. PATENT DOCUMENTS					
			5,462,168 A	10/1995	Oberhelman et al.
			5,735,429 A	4/1998	Whitworth
			5,749,489 A	5/1998	Benner et al.
			5,826,752 A	10/1998	Latimer
			D402,845 S	12/1998	Hanzok
			6,098,798 A	8/2000	Abbott et al.
			D435,758 S	1/2001	Evers
			6,334,329 B1	1/2002	Weller
			6,412,663 B1	7/2002	Adamson, II et al.
			6,786,394 B2	9/2004	Prince
			D502,360 S	3/2005	Kautz
			7,263,790 B2	9/2007	Richards
			D590,656 S	4/2009	Patti et al.
			2007/0164092 A1	7/2007	Biundo
			2007/0228123 A1	10/2007	McKenna et al.
			2007/0228127 A1	10/2007	Gardner
D231,787 S	6/1974	Burnley			
4,475,670 A	10/1984	Rutter			
4,699,342 A	10/1987	Bartz et al.			
4,815,631 A	3/1989	Eeg et al.			
RE33,128 E	12/1989	Nordstrom			
4,934,654 A	6/1990	Linnemann			
D315,078 S	3/1991	Nikolaiczky et al.			
D321,647 S	11/1991	Oldorf			
5,085,346 A	2/1992	Wright			
D328,429 S	8/1992	Ben-Uri			
D331,683 S	12/1992	Koester			
5,228,589 A	7/1993	Della Riva			
5,348,186 A	9/1994	Baker			
5,454,492 A	10/1995	Hunter et al.			




Fig. 1



Fig. 2




Fig. 3

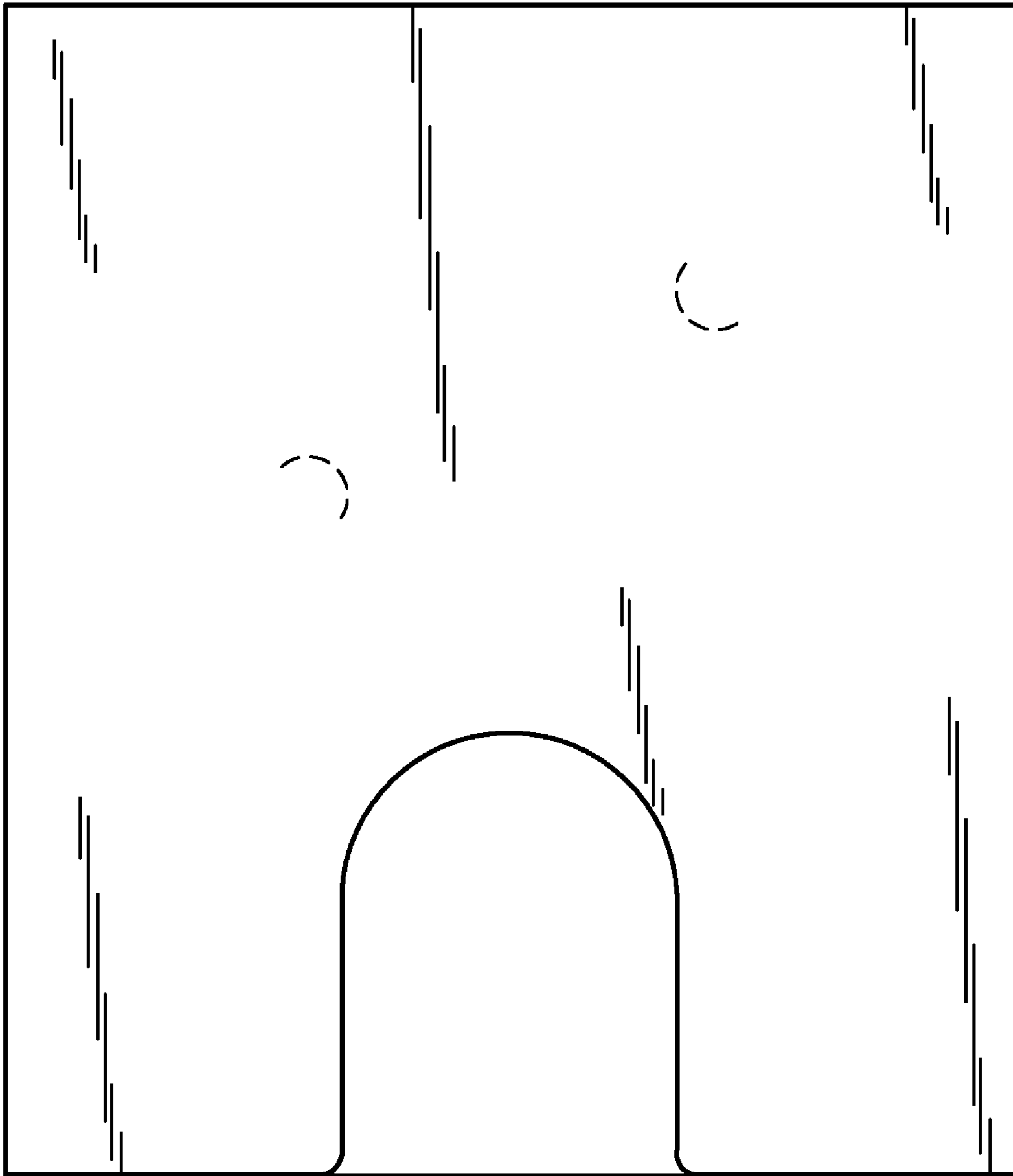


Fig. 4




Fig. 5

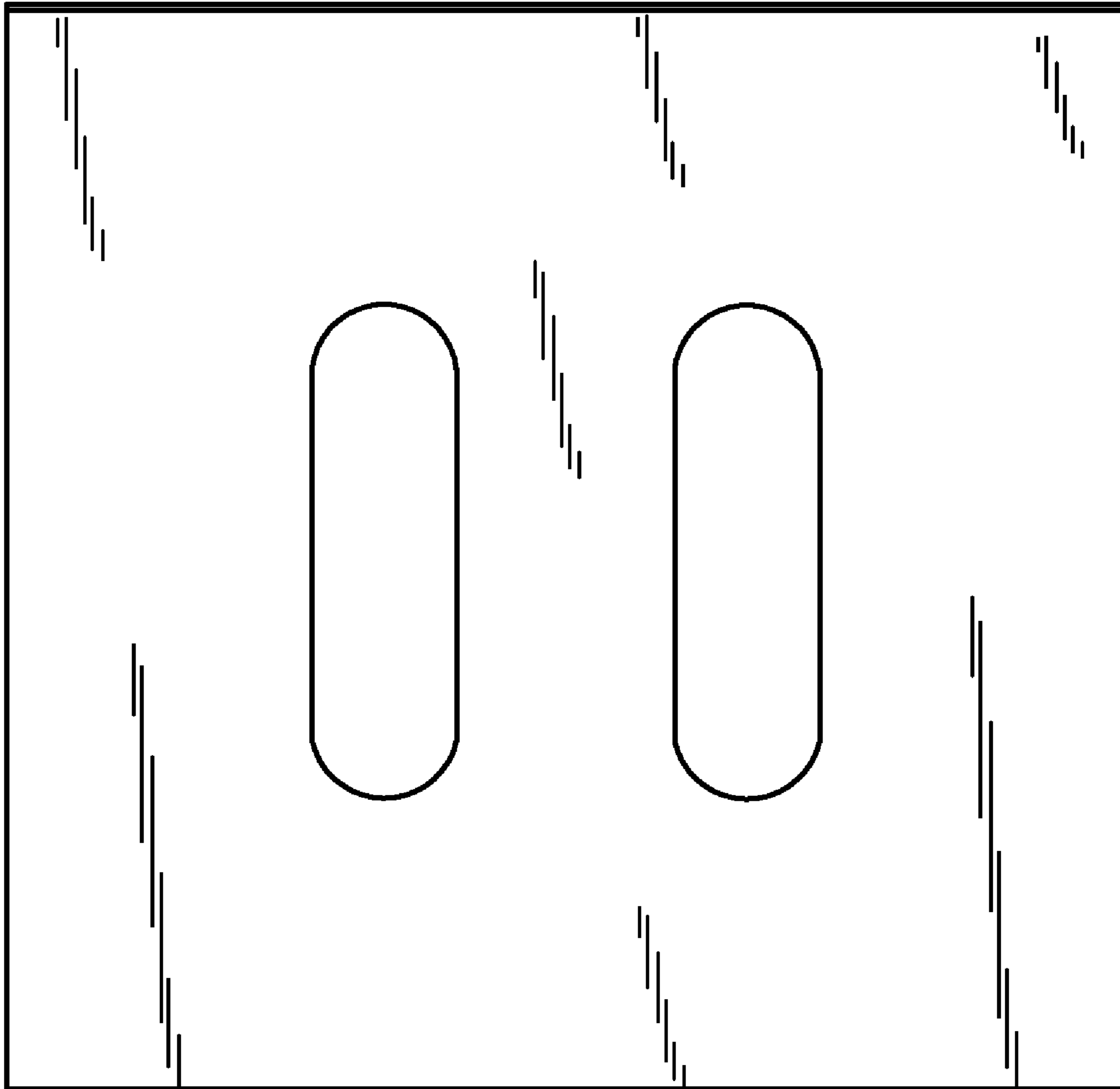


Fig. 6

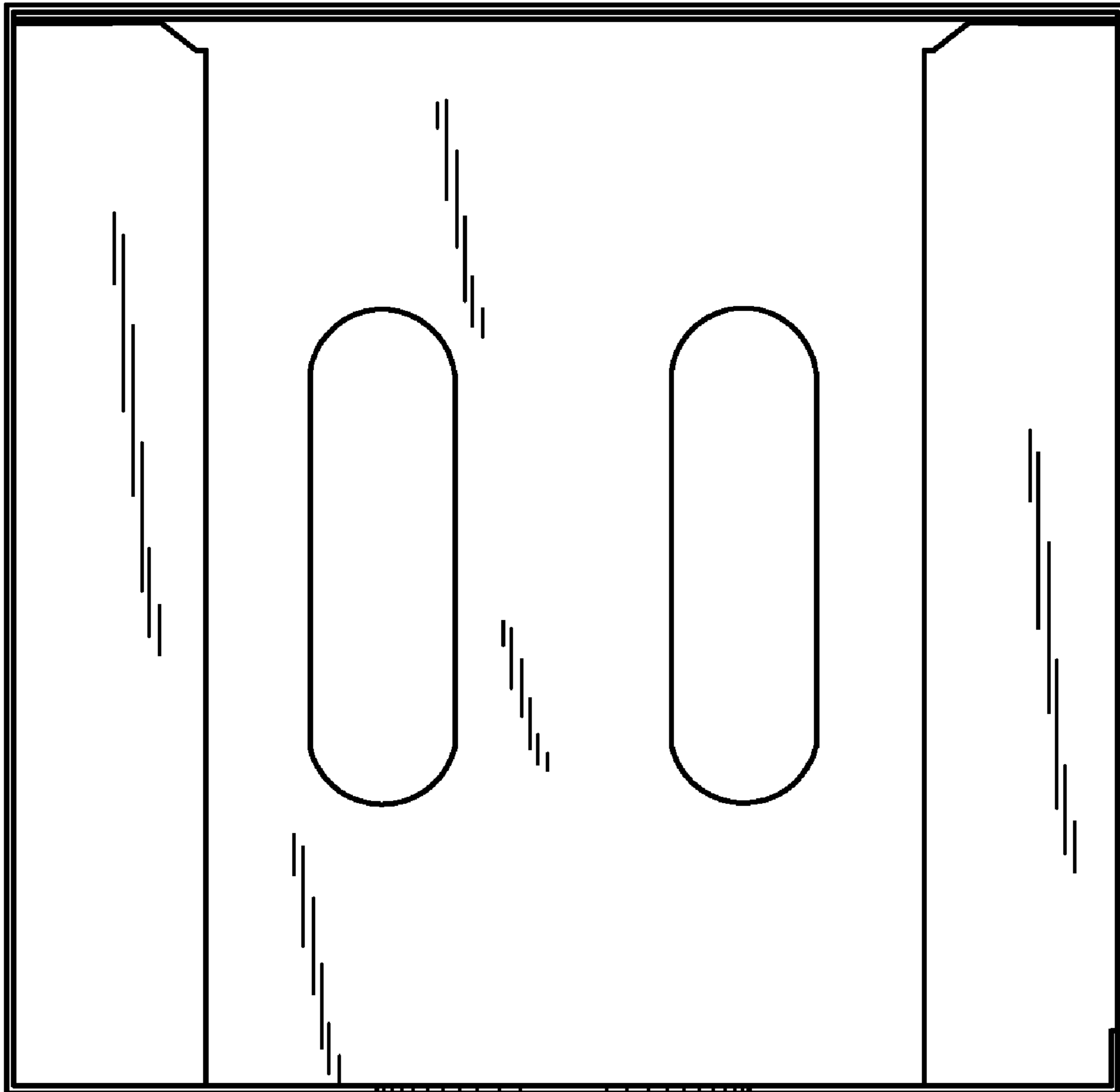


Fig. 7




Fig. 8




Fig. 9

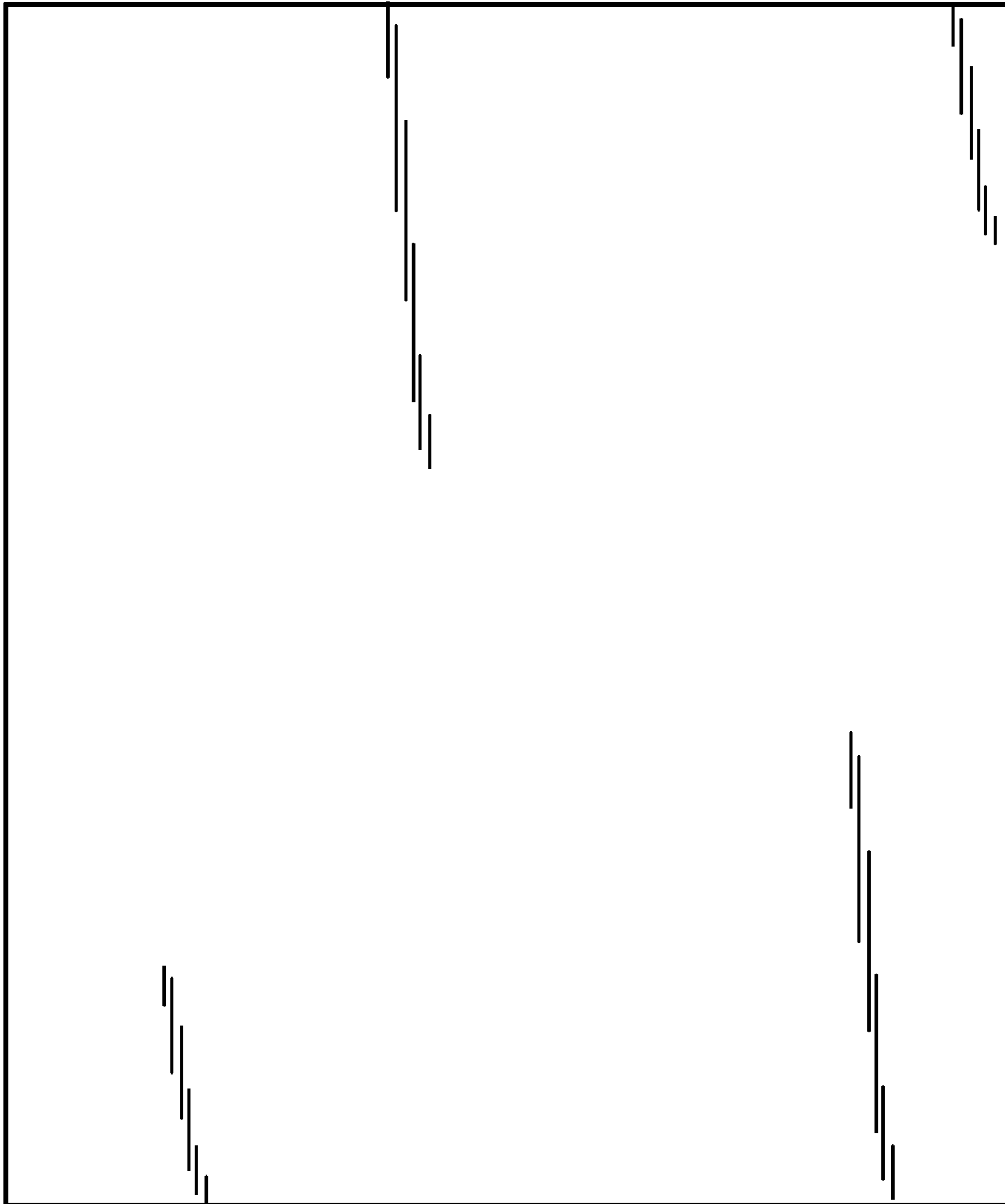


Fig. 10

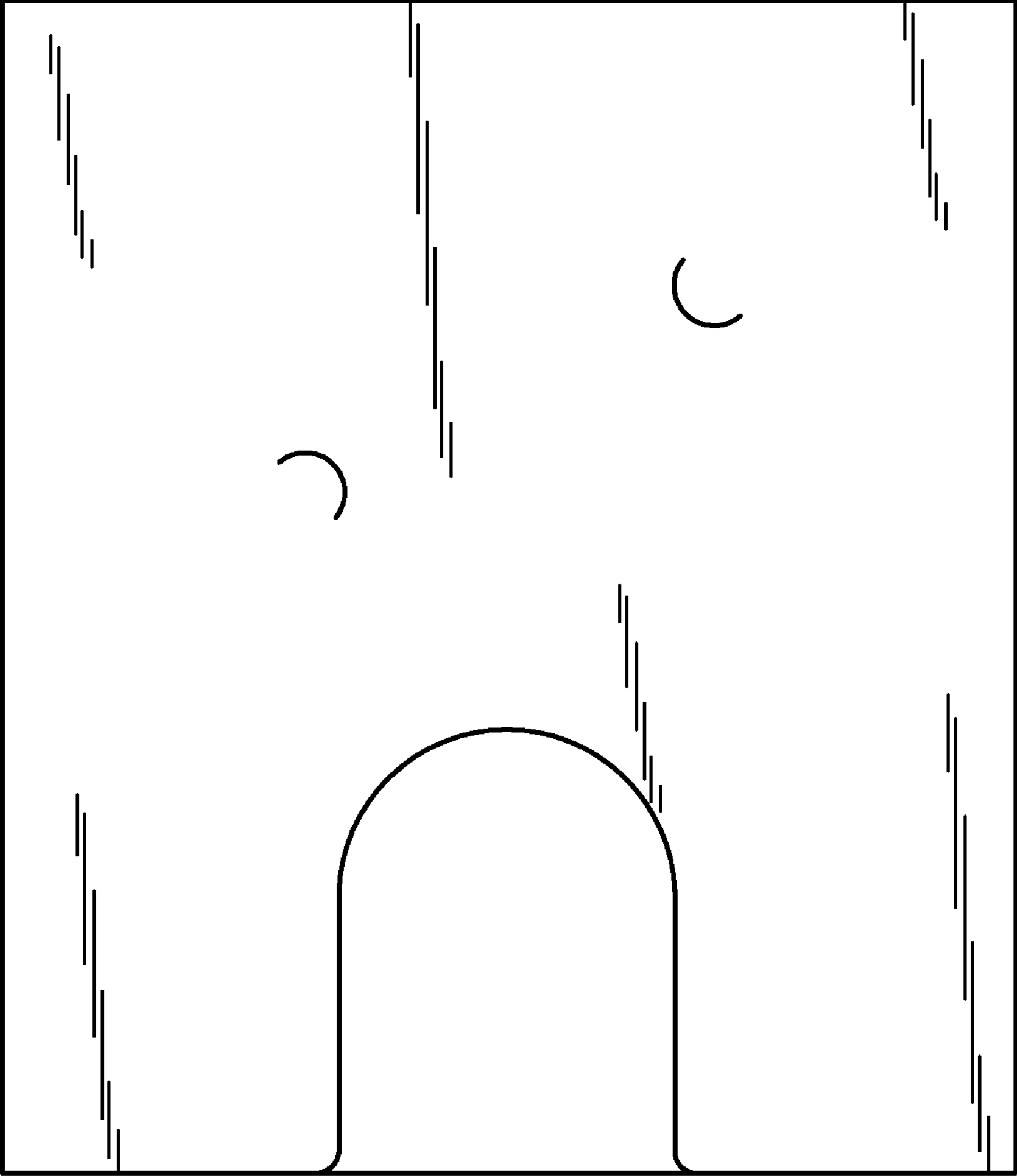


Fig. 11




Fig. 12

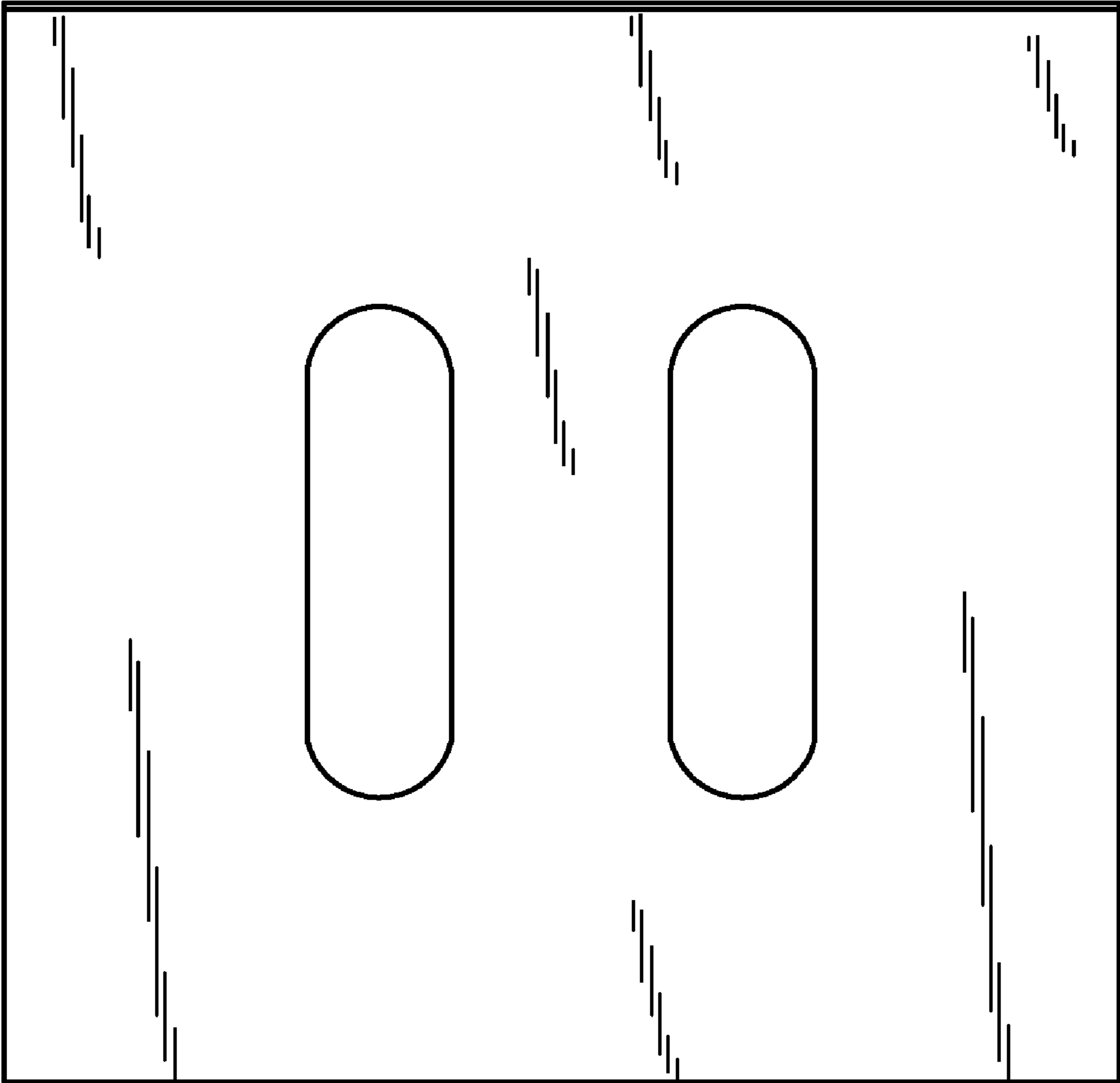


Fig. 13

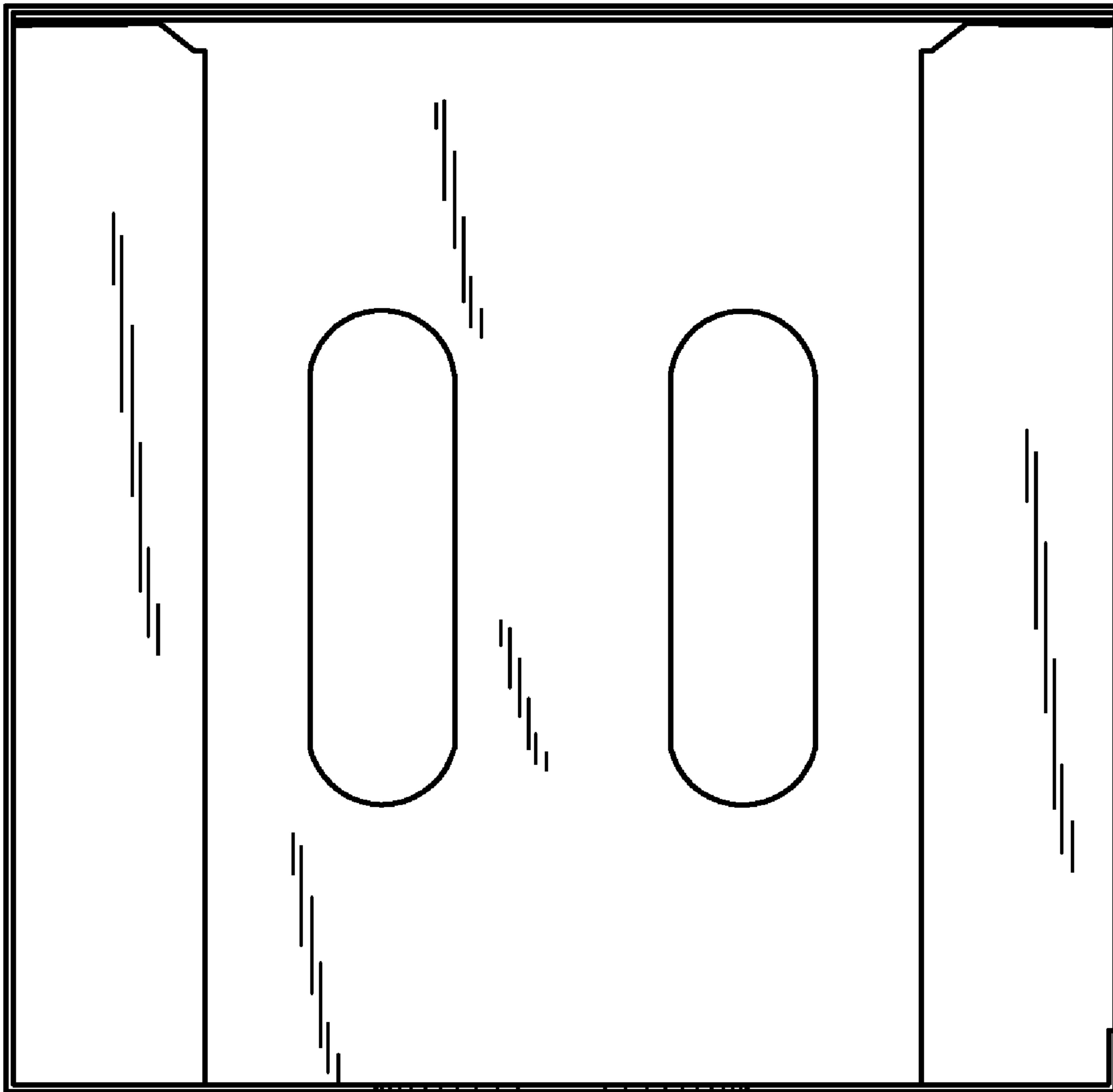


Fig. 14