



US00D621701S

(12) **United States Design Patent**
Kusumi et al.

(10) **Patent No.:** **US D621,701 S**
(45) **Date of Patent:** **** Aug. 17, 2010**

(54) **PACKAGING BOX**

(75) Inventors: **Shigeo Kusumi**, Tokyo (JP); **Nobuo Tsutsumi**, Tokyo (JP); **Masakazu Shigiishi**, Tokyo (JP)

(73) Assignee: **Hisamitsu Pharmaceutical Co., Inc.**
(JP)

(**) Term: **14 Years**

(21) Appl. No.: **29/308,041**

(22) Filed: **May 24, 2008**

(30) **Foreign Application Priority Data**

Mar. 4, 2008 (JP) 2008-005302
Mar. 4, 2008 (JP) 2008-005306

(51) **LOC (9) Cl.** **09-03**

(52) **U.S. Cl.** **D9/432; D9/623; D9/624**

(58) **Field of Classification Search** D9/430-433,
D9/414, 418, 420-424, 623, 624, 628, 667;
D3/272; 206/267, 269, 270, 273, 299, 737,
206/740, 822; 229/100, 101, 101.3, 106,
229/108-112, 114-117, 117.05-117.09,
229/117.24-117.26, 221, 222, 227, 902,
229/939, 941, 942

See application file for complete search history.

(56) **References Cited**

U.S. PATENT DOCUMENTS

D76,634 S * 10/1928 Riegel D9/430
D216,871 S * 3/1970 Leis D9/418
D364,346 S * 11/1995 Yamada D9/432
D366,415 S * 1/1996 Nagasaka D9/432
D379,062 S * 5/1997 Kinyon-Samec D9/623
D391,481 S * 3/1998 Oxley D9/432

(Continued)

FOREIGN PATENT DOCUMENTS

EM -131503-0001 * 1/2004
JP 1178756 S 7/2003

JP 1179133 S 7/2003
JP 1179134 S 7/2003
JP 1277130 S 7/2006

(Continued)

OTHER PUBLICATIONS

“Japanese Official Gazette for Registration of Trademark Registration No. 4759172” (Aug. 28, 2003).

(Continued)

Primary Examiner—Robert M Spear

Assistant Examiner—Karen Acker

(74) *Attorney, Agent, or Firm*—Holland & Hart LLP

(57) **CLAIM**

The ornamental design for a packaging box, as shown and described.

DESCRIPTION

The file of this patent contains at least one drawing executed in color. Copies of this patent with color drawings will be provided by the Office upon request and payment of the necessary fee.

FIG. 1 is a top perspective view of the packaging box, showing our new design;

FIG. 2 is a front elevation view of the design illustrated in FIG. 1;

FIG. 3 is a rear elevation view of the design illustrated in FIG. 1;


FIG. 4 is a top plan view of the design illustrated in FIG. 1;

FIG. 5 is a bottom plan view of the design illustrated in FIG. 1;

FIG. 6 is a right elevation view of the design illustrated in FIG. 1; and,

FIG. 7 is a left elevation view of the design illustrated in FIG. 1.

1 Claim, 7 Drawing Sheets
(7 of 7 Drawing Sheet(s) Filed in Color)



US D621,701 S

Page 2

U.S. PATENT DOCUMENTS

D419,443 S * 1/2000 Yonehara et al. D9/432
D453,683 S * 2/2002 Kusumi et al. D9/432
D496,275 S * 9/2004 Hamuro et al. D9/432
D545,441 S * 6/2007 Miyachika et al. D24/189
D552,480 S 10/2007 Kusumi et al.
D589,359 S * 3/2009 Kusumi D9/600
D603,701 S * 11/2009 Seol et al. D9/432
2007/0032731 A1* 2/2007 Lovejoy et al. 600/500

FOREIGN PATENT DOCUMENTS

JP 1277438 S 7/2006

VN 3-2000-00607 3/2001
VN 3-2002-00812 4/2003
VN 3-2006-00949 10/2006
VN 3-2007-00653 8/2007

OTHER PUBLICATIONS

“Japanese Official Gazette for Registration of Trademark Registration No. 4759173” (Aug. 28, 2003).

“Japanese Official Gazette for Registration of Trademark Registration No. 1450071” (Dec. 24, 1975).

* cited by examiner




FIG. 1




FIG. 2




FIG. 3




FIG. 4




FIG. 5




FIG. 6




FIG. 7