



US00D621664S

(12) **United States Design Patent**
Heiberg et al.

(10) **Patent No.:** **US D621,664 S**

(45) **Date of Patent:** **** Aug. 17, 2010**

(54) **MIXING BOWL**

(75) Inventors: **Jakob Heiberg**, Charlottenlund (DK);
Jan-Hendrik de Groote, Brussels (BE)

(73) Assignee: **Dart Industries, Inc.**, Orlando, FL (US)

(**) Term: **14 Years**

(21) Appl. No.: **29/315,725**

(22) Filed: **Jul. 17, 2009**

(51) **LOC (9) Cl.** **07-01**

(52) **U.S. Cl.** **D7/587**

(58) **Field of Classification Search** D7/587,
D7/545, 546, 553.6, 555, 566, 500, 549, 554.2,
D7/586, 543; D9/430-433; 206/821, 822,
206/561, 538, 562, 525; 220/23.83, 574,
220/575, 23.8

See application file for complete search history.

(56) **References Cited**

U.S. PATENT DOCUMENTS

D167,166 S *	7/1952	Rodier	D7/543
D370,598 S *	6/1996	Koch	D7/543
D373,932 S *	9/1996	Onneweer	D7/543
5,626,256 A *	5/1997	Onneweer	220/574
D402,159 S	12/1998	Laib		
D432,360 S *	10/2000	Greene	D7/543
D452,417 S *	12/2001	Whitmore et al.	D7/543
D468,590 S *	1/2003	Jalet et al.	D7/586
D477,186 S *	7/2003	de Groot		D7/543
D480,604 S *	10/2003	Lillelund et al.	D7/543
D484,363 S *	12/2003	de Groot		D7/543
D493,672 S *	8/2004	Jalet et al.	D7/586
D503,310 S *	3/2005	Jalet et al.	D7/586
D507,155 S	7/2005	Gosen et al.		

D519,327 S	4/2006	Tucker et al.		
D521,319 S *	5/2006	Haataja	D7/543
D522,313 S *	6/2006	Oyler et al.	D7/543
D524,603 S *	7/2006	Kishbaugh et al.	D7/543
D526,850 S *	8/2006	Sellers et al.	D7/545
D537,300 S	2/2007	Kim		
D538,599 S *	3/2007	Miller	D7/586
D539,098 S	3/2007	Tucker et al.		
D545,629 S *	7/2007	Mellen et al.	D7/543
D555,982 S	11/2007	Tucker et al.		
D565,357 S	4/2008	Chan		
D566,483 S	4/2008	Tucker et al.		
D571,614 S *	6/2008	Curtin	D7/545
D577,960 S	10/2008	Ersan		
D596,464 S *	7/2009	Holcomb et al.	D7/587

* cited by examiner

Primary Examiner—Charles A Rademaker

(74) *Attorney, Agent, or Firm*—John A. Doninger

(57) **CLAIM**

The ornamental design for a mixing bowl, as shown and described.

DESCRIPTION

FIG. 1 is a top, rear and left side perspective of a mixing bowl showing our new design;

FIG. 2 is a bottom, front and left side perspective thereof;

FIG. 3 is a top plan view thereof;

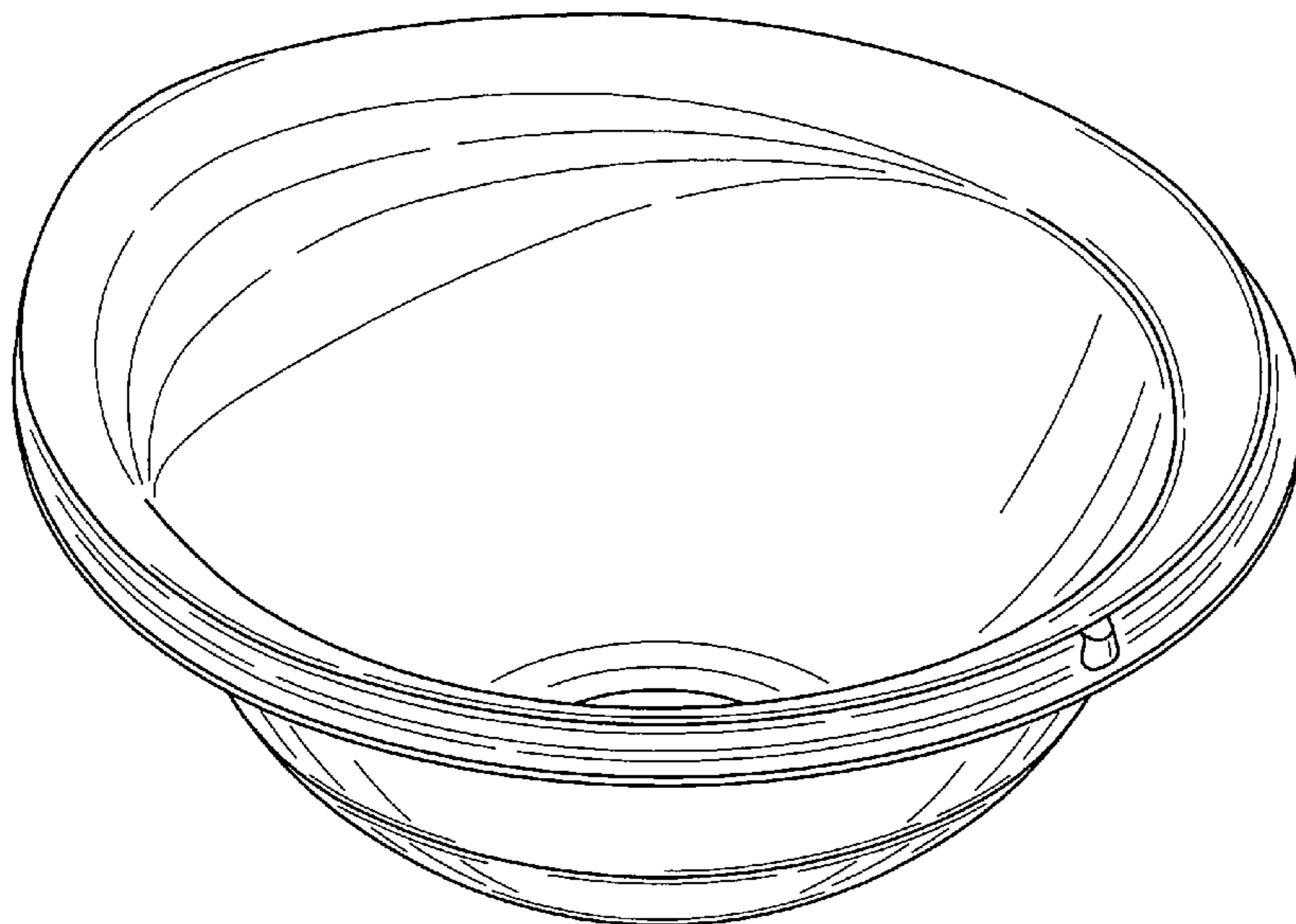
FIG. 4 is a bottom plan view thereof;

FIG. 5 is a front elevation view thereof;

FIG. 6 is a rear elevation view thereof; and,

FIG. 7 is a left side elevation view, the right side being a mirror image thereof.

1 Claim, 4 Drawing Sheets



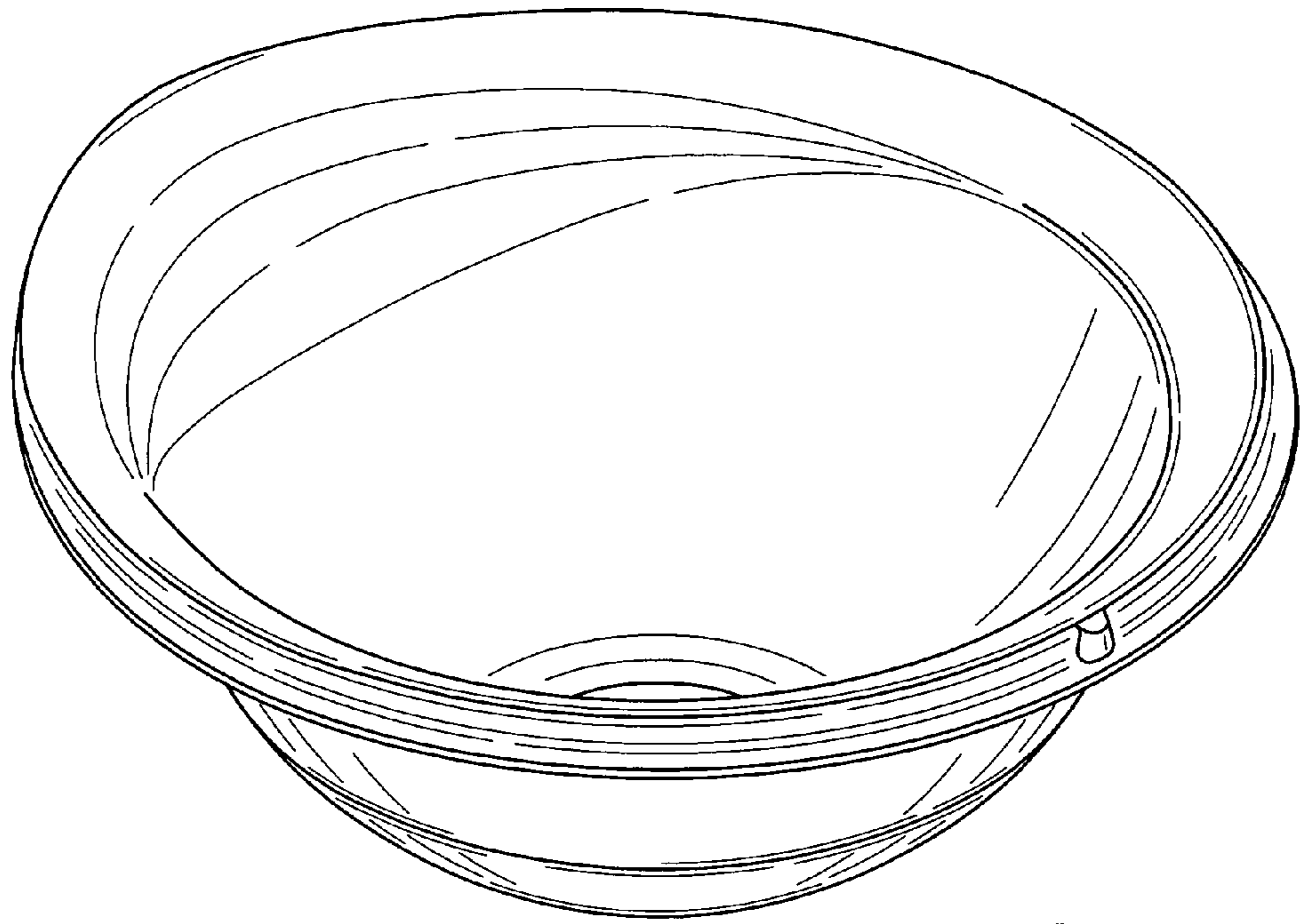


FIG. 1

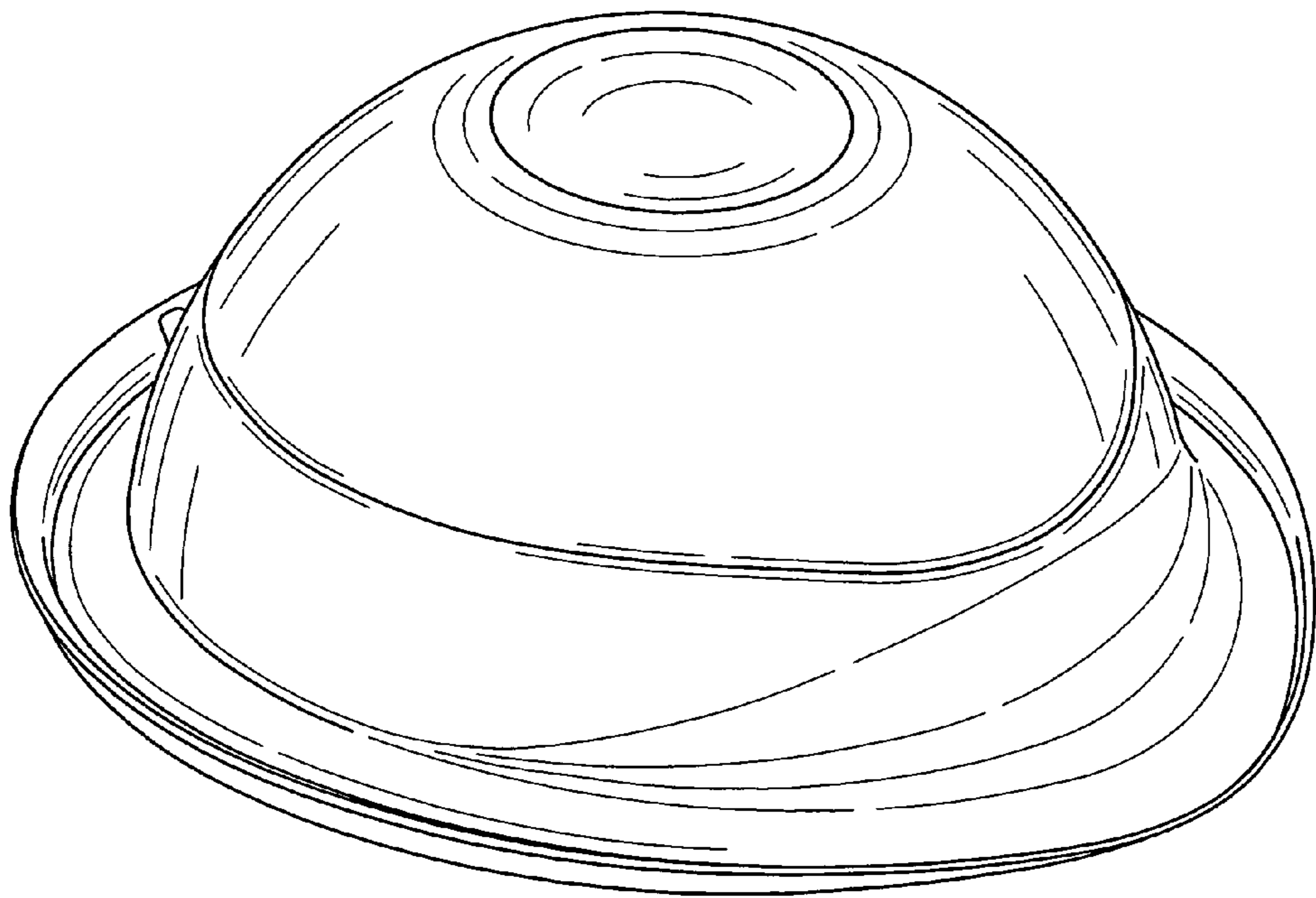


FIG. 2

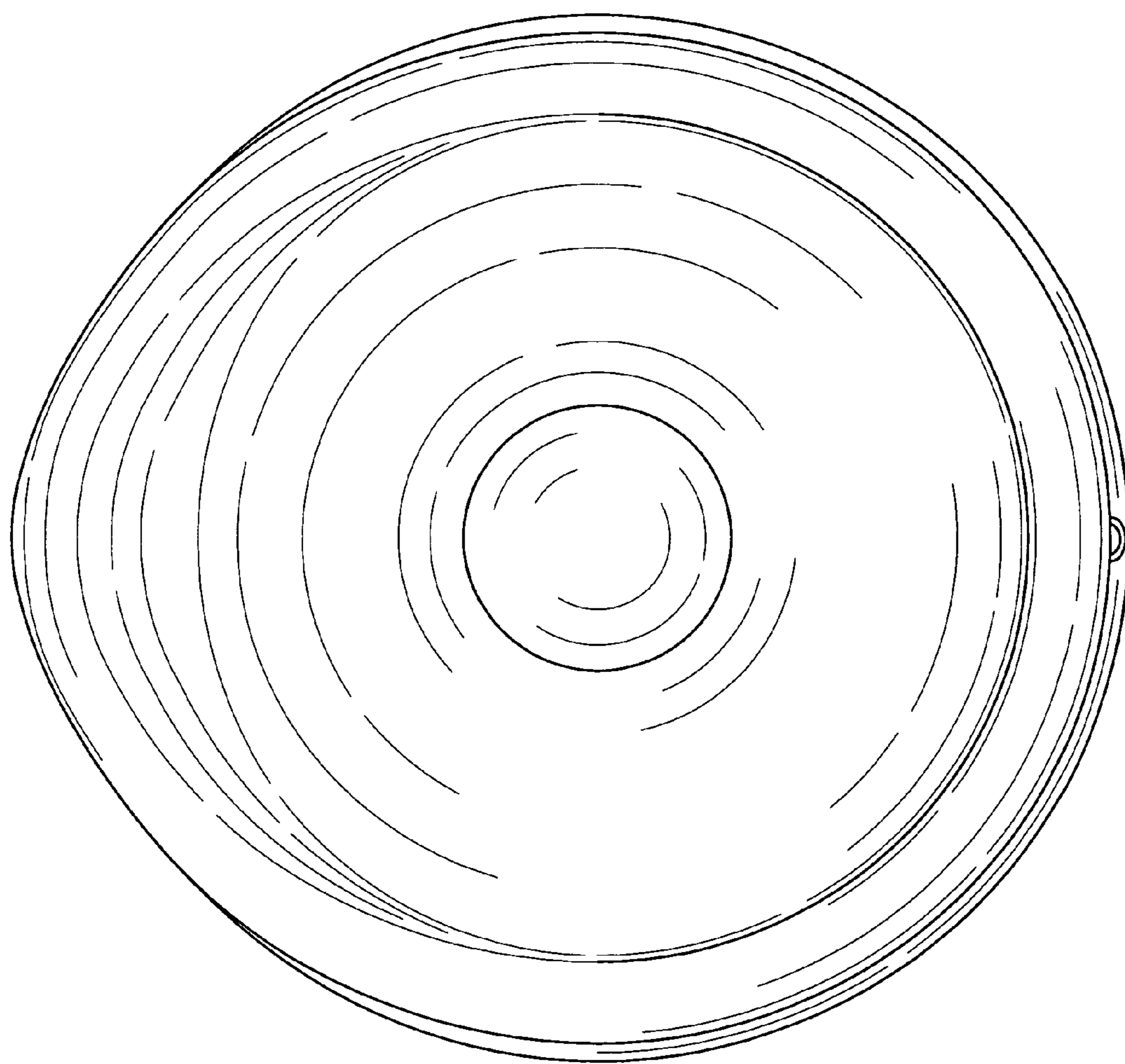


FIG. 3

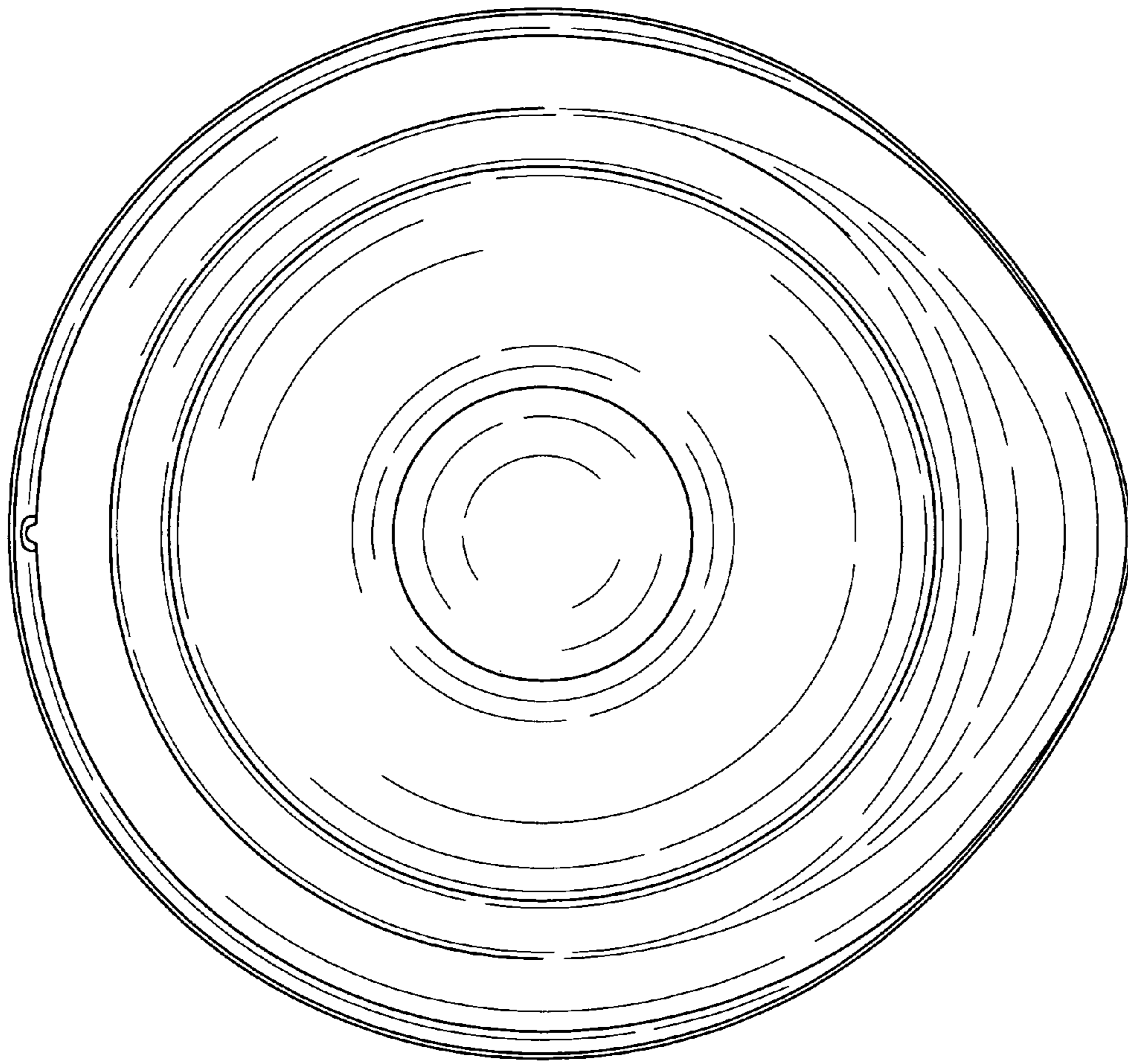


FIG. 4

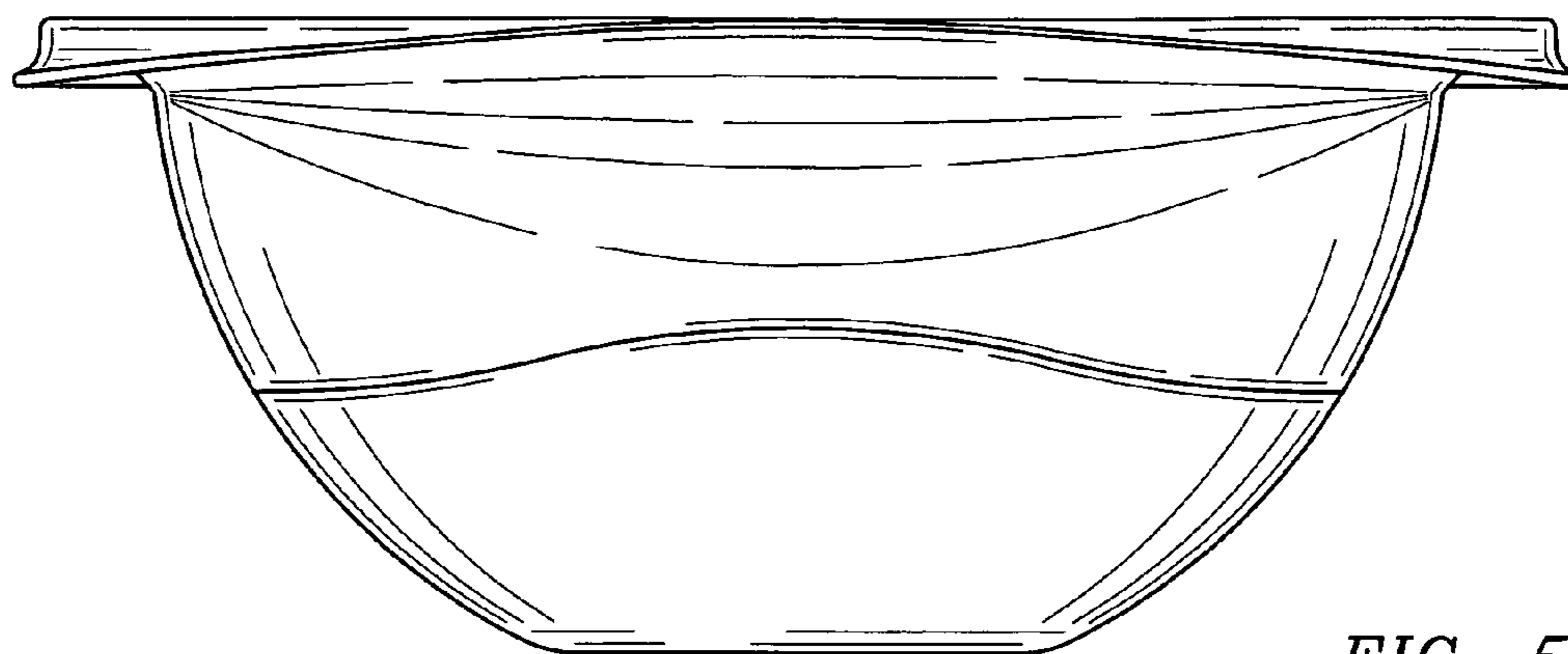


FIG. 5




FIG. 6




FIG. 7