



US00D621655S

(12) **United States Design Patent**
Zemel

(10) **Patent No.:** **US D621,655 S**

(45) **Date of Patent:** **** Aug. 17, 2010**

(54) **MESH GRILLING TOPPER**

(75) Inventor: **Marc Zemel**, Melville, NY (US)

(73) Assignee: **Mr.Bar-B-Q-, Inc.**, Old Bethpage, NY (US)

(**) Term: **14 Years**

(21) Appl. No.: **29/358,584**

(22) Filed: **Mar. 30, 2010**

(51) **LOC (9) Cl.** **07-02**

(52) **U.S. Cl.** **D7/409**

(58) **Field of Classification Search** D3/307;
D7/323, 332, 334, 338, 352-361, 393-395,
D7/402, 407-410, 456, 505, 688; D32/3;
D34/1; 99/349, 396, 400, 422, 425-426,
99/444-447, 449-450; 126/1 R, 9 A, 9 B,
126/9 R, 25 R, 39 N, 39 K, 41 R, 332; 220/573.1,
220/756

See application file for complete search history.

(56) **References Cited**

U.S. PATENT DOCUMENTS

162,617 A *	4/1875	A. Brightman	220/756
D271,072 S *	10/1983	Mjelde	D7/505
D389,015 S *	1/1998	Karroll	D7/409
D395,548 S *	6/1998	Morissette	D3/307
D416,165 S *	11/1999	Zemel	D7/359
D417,124 S *	11/1999	Chen	D7/409
D436,495 S *	1/2001	Ferrer	D7/360
D481,179 S *	10/2003	Wendt et al.	D32/3
7,340,994 B2 *	3/2008	Bruno et al.	99/450

D588,399 S *	3/2009	Vrbaneck	D7/359
D608,146 S *	1/2010	Zemel	D7/409
D615,721 S *	5/2010	Martin et al.	D34/1
2006/0219233 A1 *	10/2006	Sorenson et al.	126/9 R

* cited by examiner

Primary Examiner—Stella M Reid

Assistant Examiner—Ricky Pham

(74) *Attorney, Agent, or Firm*—Seth Natter; Natter & Natter

(57) **CLAIM**

The ornamental design for a mesh grilling topper, as shown and described.

DESCRIPTION

FIG. 1 is a top plan view of a mesh grilling topper showing my new design;

FIG. 2 is a bottom view thereof;

FIG. 3 is a side elevational view thereof, the opposite side being a mirror image;

FIG. 4 is an end elevational view thereof; the opposite end being a mirror image;

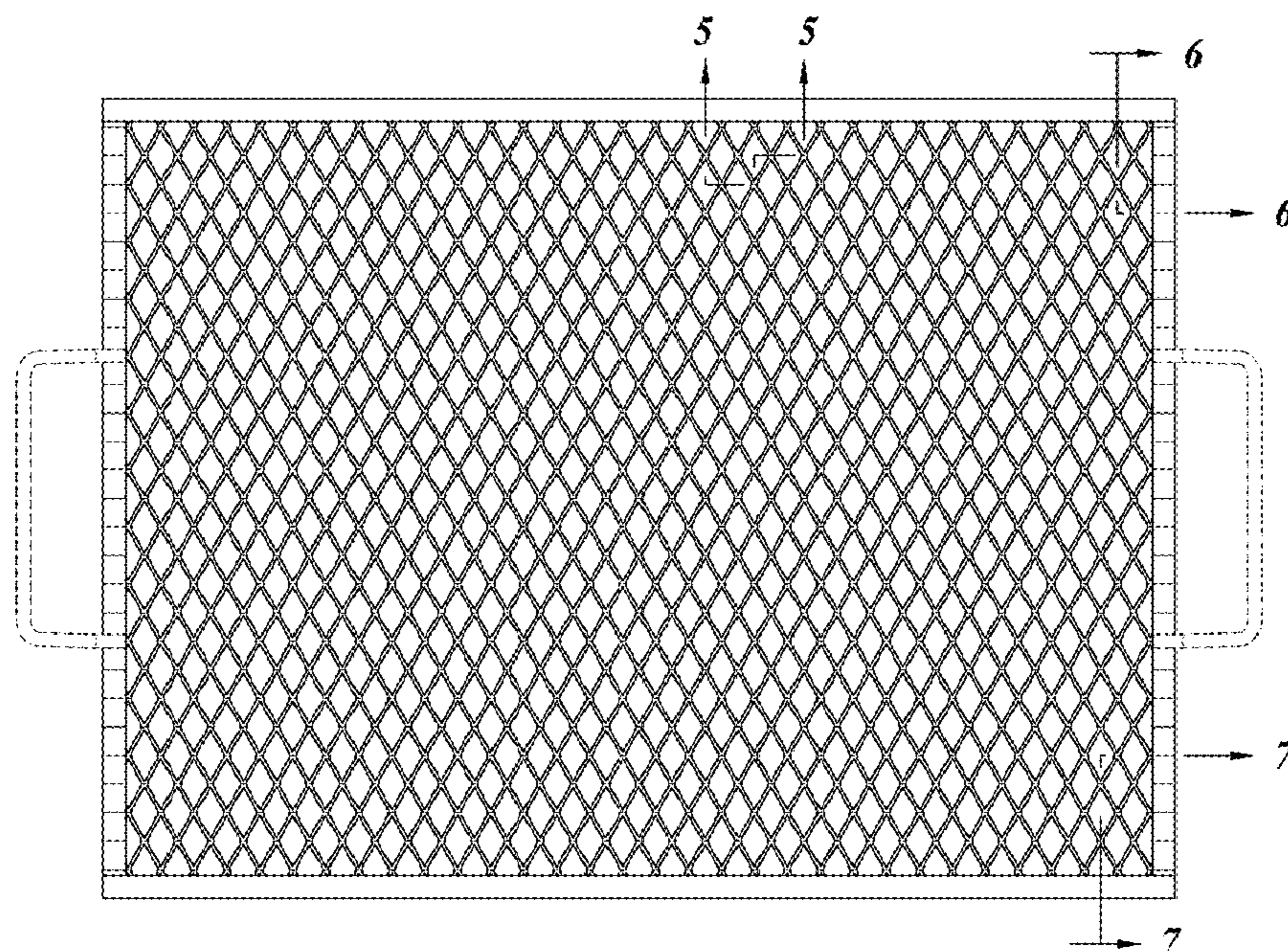
FIG. 5 is an enlarged scale sectional view thereof, the same being taken along the plane 5—5 of FIG. 1;

FIG. 6 is an enlarged scale sectional view thereof; the same being taken along the plane 6—6 of FIG. 1; and,

FIG. 7 is an enlarged scale sectional view thereof; the same being taken along the plane 7—7 of FIG. 1.

The broken line showings form no part of the claimed design.

1 Claim, 4 Drawing Sheets






Fig. 1

Fig. 2




Fig. 3




Fig. 5

