



US00D621643S

(12) **United States Design Patent**
Puksta

(10) **Patent No.:** **US D621,643 S**

(45) **Date of Patent:** **** Aug. 17, 2010**

(54) **CABINET FRAME**

D504,265 S * 4/2005 Walker D6/559

(75) Inventor: **Frederick P. Puksta**, Keene, NH (US)

* cited by examiner

(73) Assignee: **Crown Point Cabinetry Corp.**,
Claremont, NH (US)

Primary Examiner—Brian N Vinson

(74) *Attorney, Agent, or Firm*—Michael J. Weins; Jeffrey E. Semprebon

(**) Term: **14 Years**

(57) **CLAIM**

(21) Appl. No.: **29/352,652**

The ornamental design for a cabinet frame, as shown and described.

(22) Filed: **Dec. 23, 2009**

Related U.S. Application Data

DESCRIPTION

(62) Division of application No. 29/325,600, filed on Oct. 3, 2008, now Pat. No. Des. 609,508.

FIG. 1 is a perspective view showing a first embodiment of my new design for a cabinet frame incorporated into a floor cabinet, with the portions of the cabinet in which the design is embodied that form no part of the claimed design being shown in broken lines.

(51) **LOC (9) Cl.** **06-99**

(52) **U.S. Cl.** **D6/509**

(58) **Field of Classification Search** D6/509,
D6/559, 561, 300, 309, 32, 396, 432, 444-448,
D6/436-439; 312/209, 234, 224-225, 242,
312/245; 206/320, 823; D19/75-86
See application file for complete search history.

FIG. 2 is a front elevational view thereof, the rear elevational view not being visible when the cabinet frame is in use and not forming a part of the claimed design.

(56) **References Cited**

U.S. PATENT DOCUMENTS

- D379,281 S * 5/1997 Palka D6/559
- D436,481 S * 1/2001 Harwanko D6/559
- D437,693 S * 2/2001 Harwanko D6/300
- D486,338 S * 2/2004 Walker D6/559

FIG. 3 is a right side elevational view thereof, the left side being a mirror image of the right side.

FIG. 4 is a bottom plan view thereof, the top plan view not being visible when the cabinet frame is in use and not forming a part of the claimed design; and,

FIG. 5 is an enlarged fragmentary horizontal cross-sectional view thereof, taken along line 5-5 of FIG. 2.

1 Claim, 2 Drawing Sheets

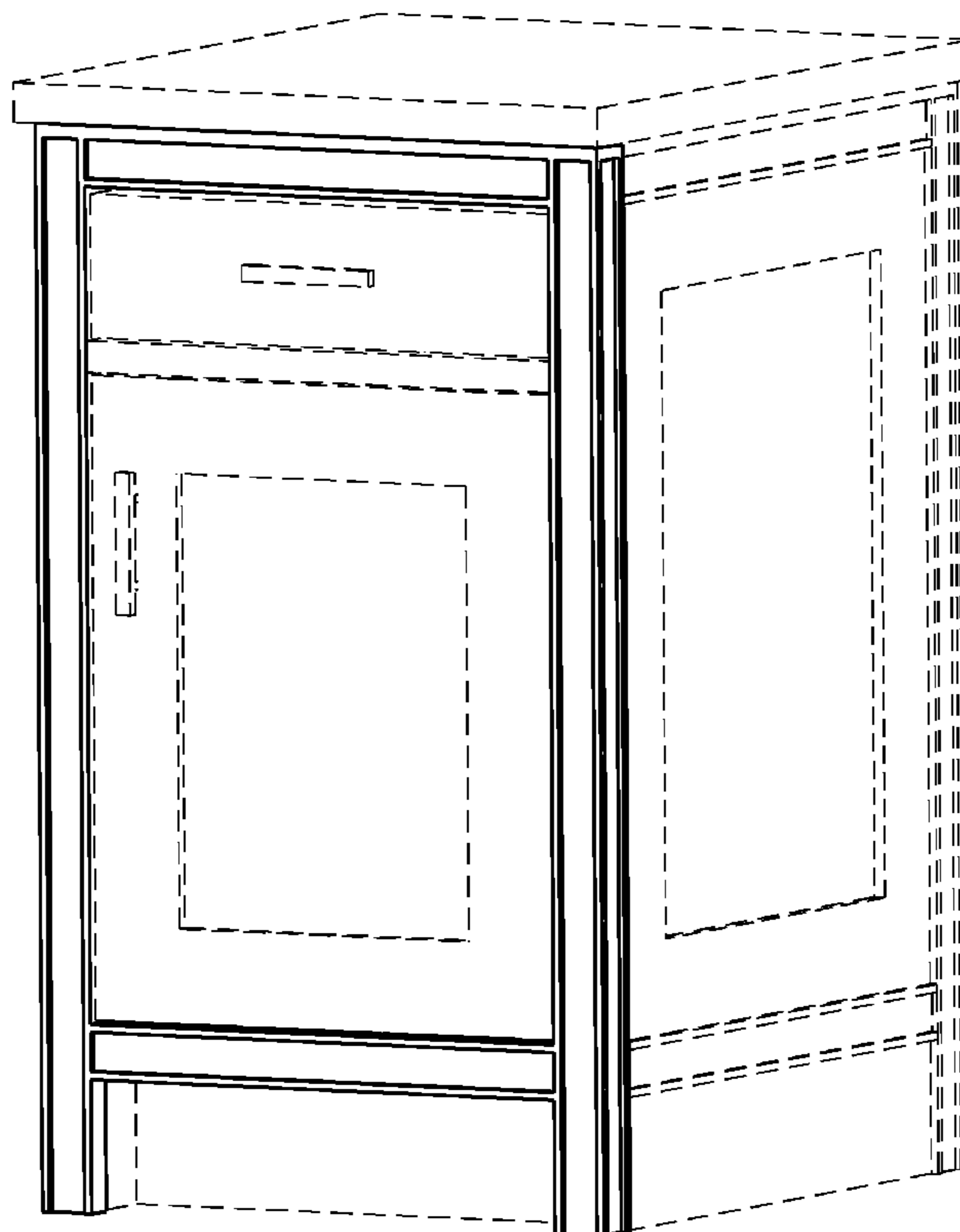


Figure 1

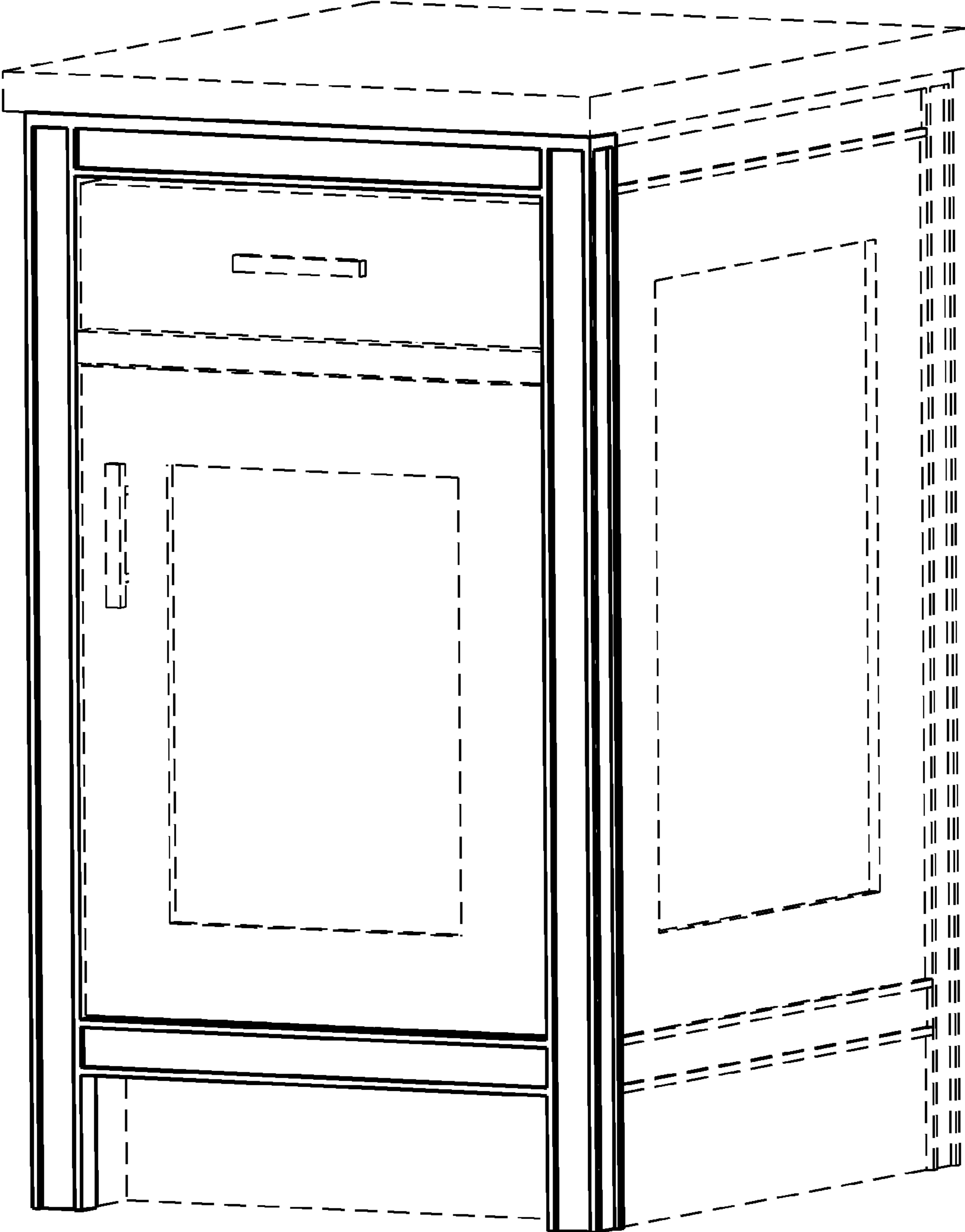


Figure 2

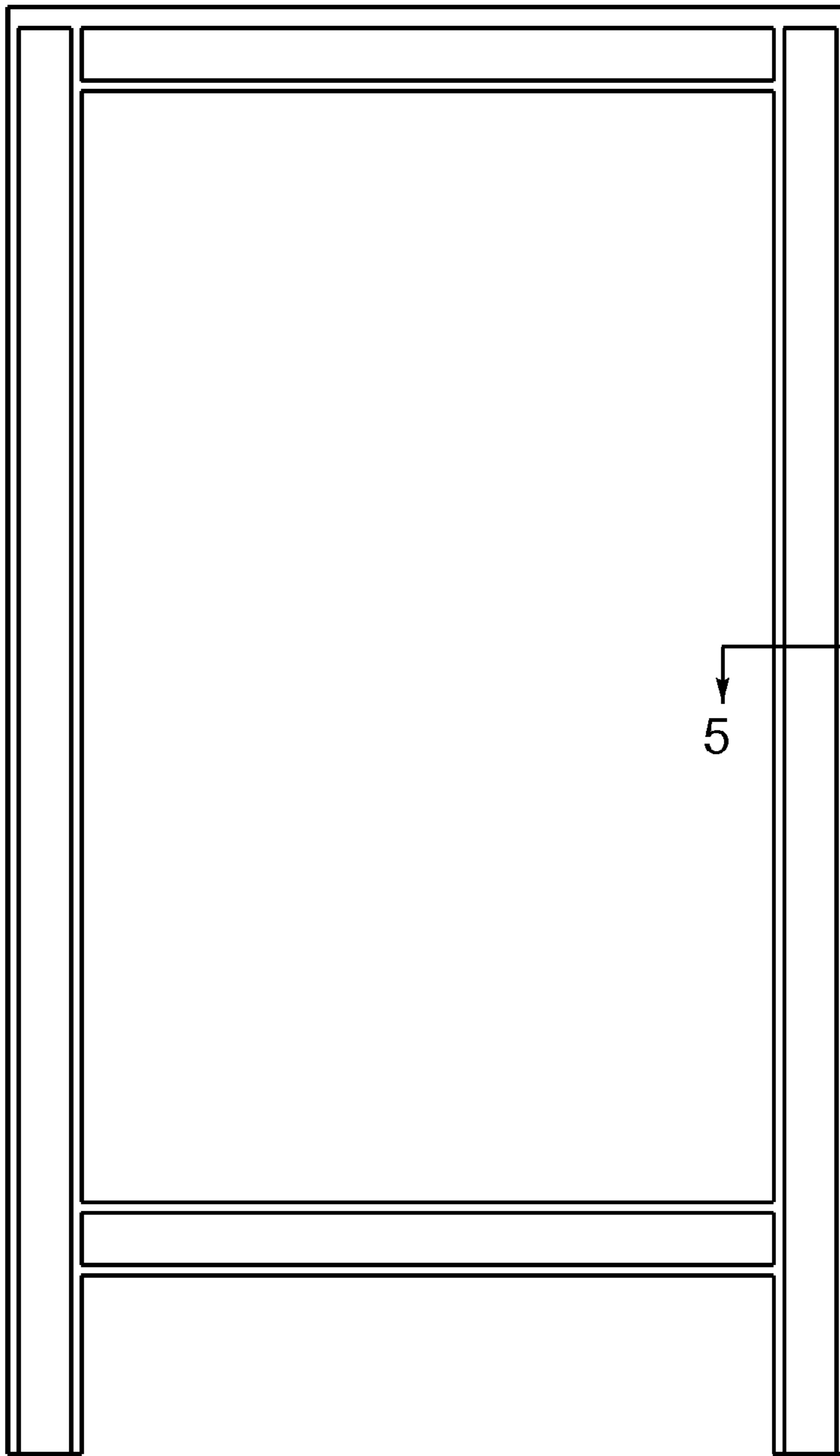


Figure 3

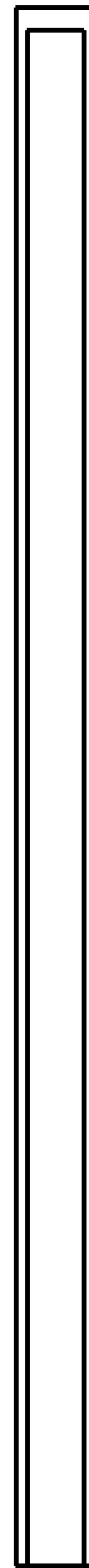


Figure 4





Figure 5



UNITED STATES PATENT AND TRADEMARK OFFICE
CERTIFICATE OF CORRECTION

PATENT NO. : Des. 621,643 S
APPLICATION NO. : 29/352652
DATED : August 17, 2010
INVENTOR(S) : Frederick P. Puksta

Page 1 of 1


It is certified that error appears in the above-identified patent and that said Letters Patent is hereby corrected as shown below:

Title Page

In line 9 of the Description, after "FIG. 3 is a", "fight" should be changed to --right--

Signed and Sealed this

Twenty-first Day of September, 2010

A handwritten signature in black ink that reads "David J. Kappos". The signature is written in a cursive style with a large initial 'D' and 'K'.

David J. Kappos
Director of the United States Patent and Trademark Office