



US00D621635S

(12) **United States Design Patent**  
**Murphy**

(10) **Patent No.:** **US D621,635 S**

(45) **Date of Patent:** **\*\* Aug. 17, 2010**

(54) **DISPLAY TREE**

D425,764 S \* 5/2000 Janis ..... D7/702  
D442,804 S \* 5/2001 Parks ..... D6/450  
D507,989 S \* 8/2005 Lamb ..... D11/125

(75) Inventor: **Brian A. Murphy**, Croton on Hudson,  
NY (US)

\* cited by examiner

(73) Assignee: **Goodness Gardens Inc.**, New Hampton,  
NY (US)

*Primary Examiner*—Sandra Morris

(\*\*) Term: **14 Years**

(74) *Attorney, Agent, or Firm*—Gottlieb, Rackman &  
Reisman, P.C.

(21) Appl. No.: **29/343,893**

(57) **CLAIM**

(22) Filed: **Sep. 21, 2009**

The ornamental design for a display tree, as shown and  
described.

(51) **LOC (9) Cl.** ..... **06-99**

(52) **U.S. Cl.** ..... **D6/450; D11/118**

(58) **Field of Classification Search** ..... D6/450;  
D7/702; D11/118; 211/13.1, 85.2; 428/18-19  
See application file for complete search history.

**DESCRIPTION**

FIG. 1 is a perspective view of the display tree, showing my  
new design, the dashed line showing of the package and the  
base is for illustrative purposes only, and forms no part of the  
claimed design;

(56) **References Cited**

U.S. PATENT DOCUMENTS

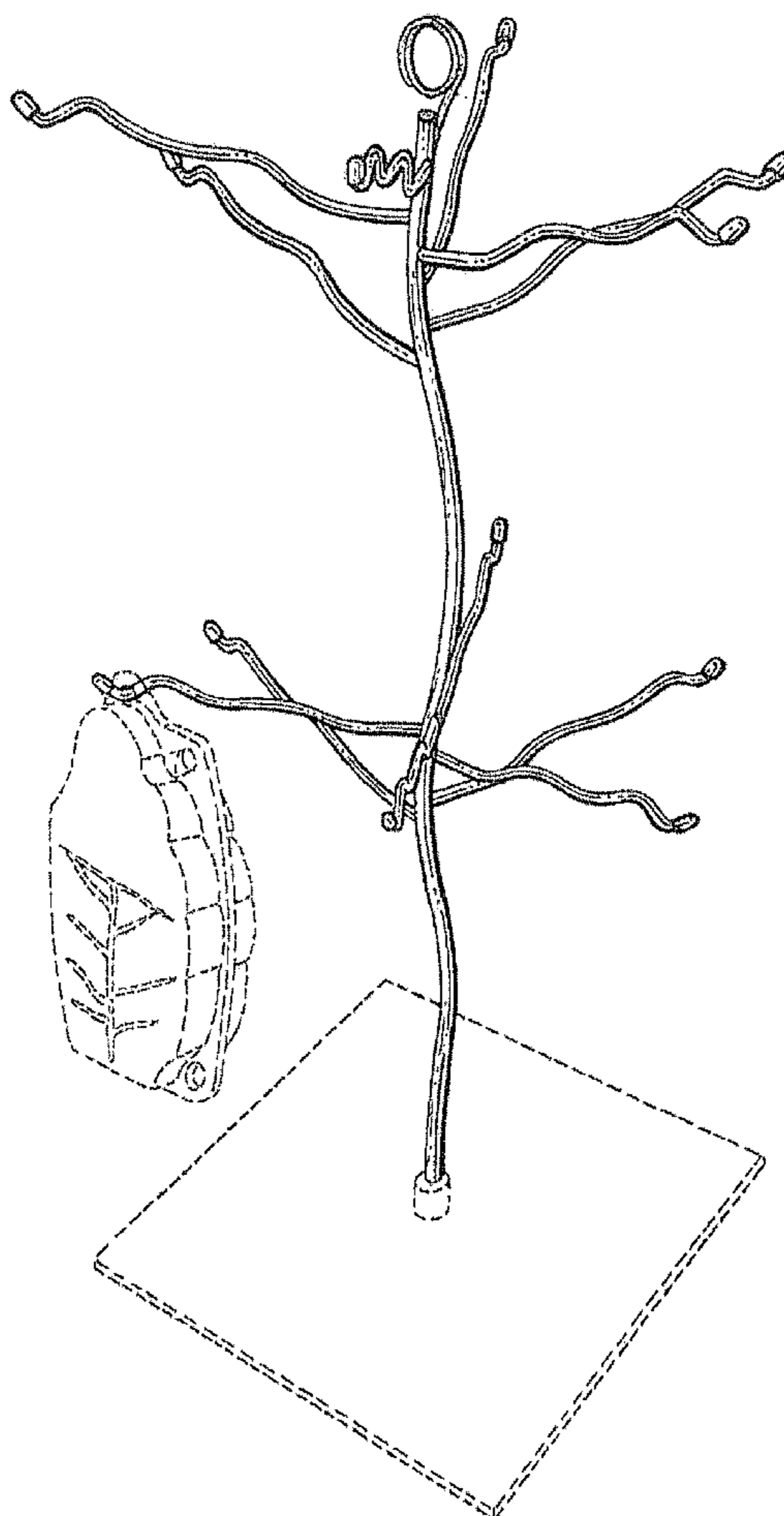
2,565,700 A \* 8/1951 Schiller ..... 428/19  
D164,932 S \* 10/1951 Kaplan ..... D6/450  
D276,962 S \* 1/1985 Moore ..... D6/450  
D332,888 S \* 2/1993 Cook ..... D6/450

FIG. 2 is a top plan view thereof;

FIG. 3 is a side elevational view thereof; and,

FIG. 4 is a bottom plan view thereof.

**1 Claim, 3 Drawing Sheets**



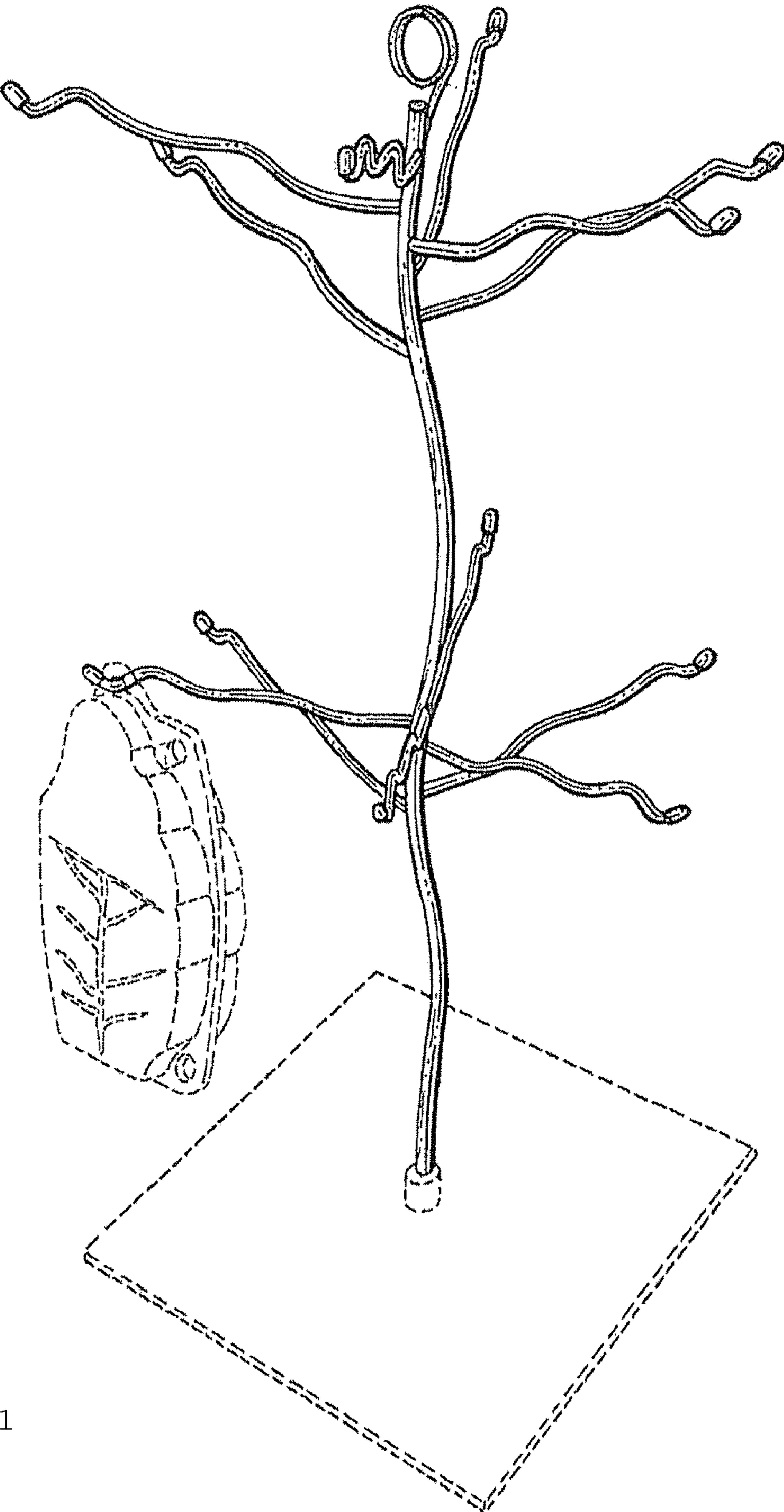


FIG. 1

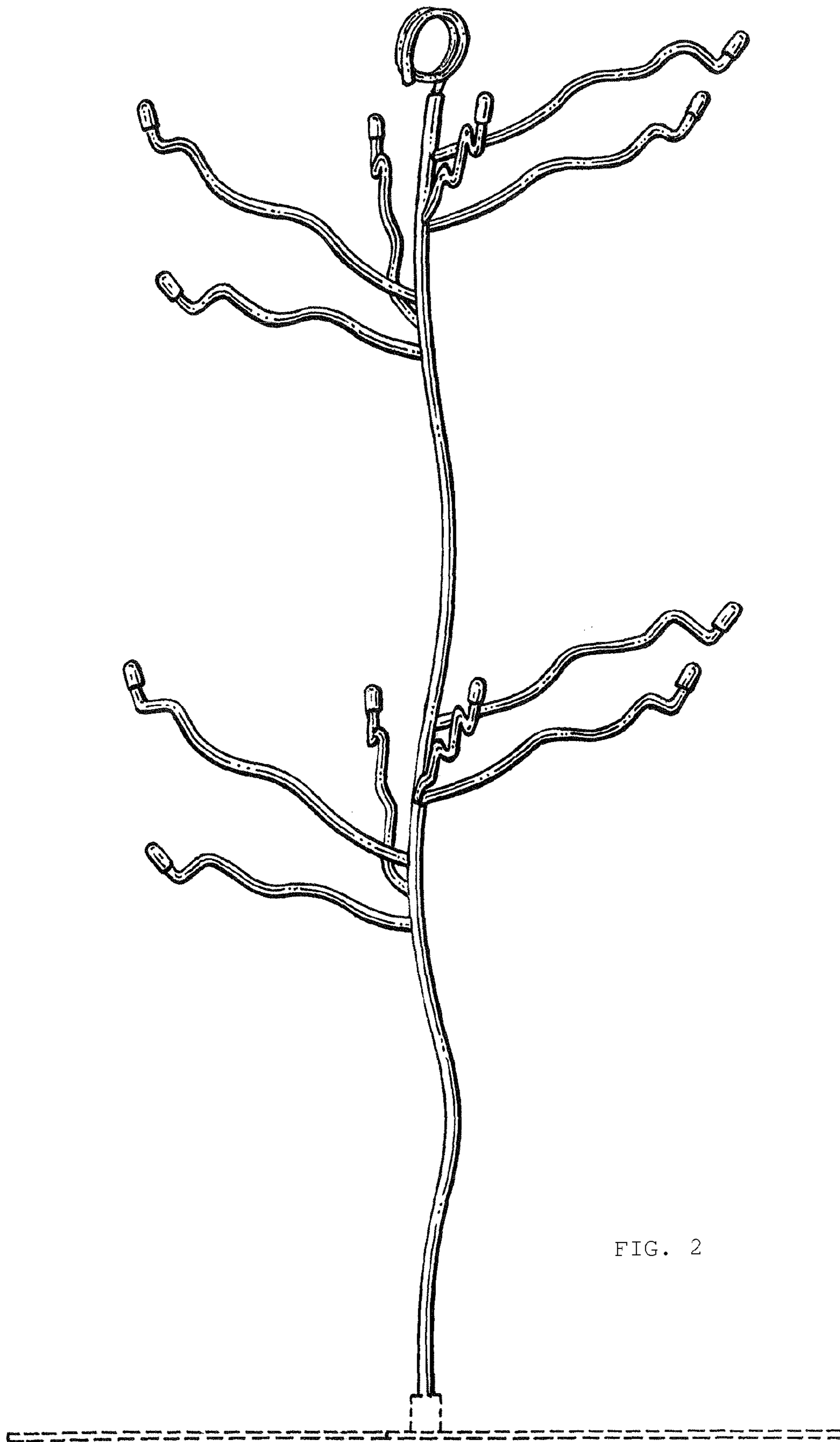


FIG. 2

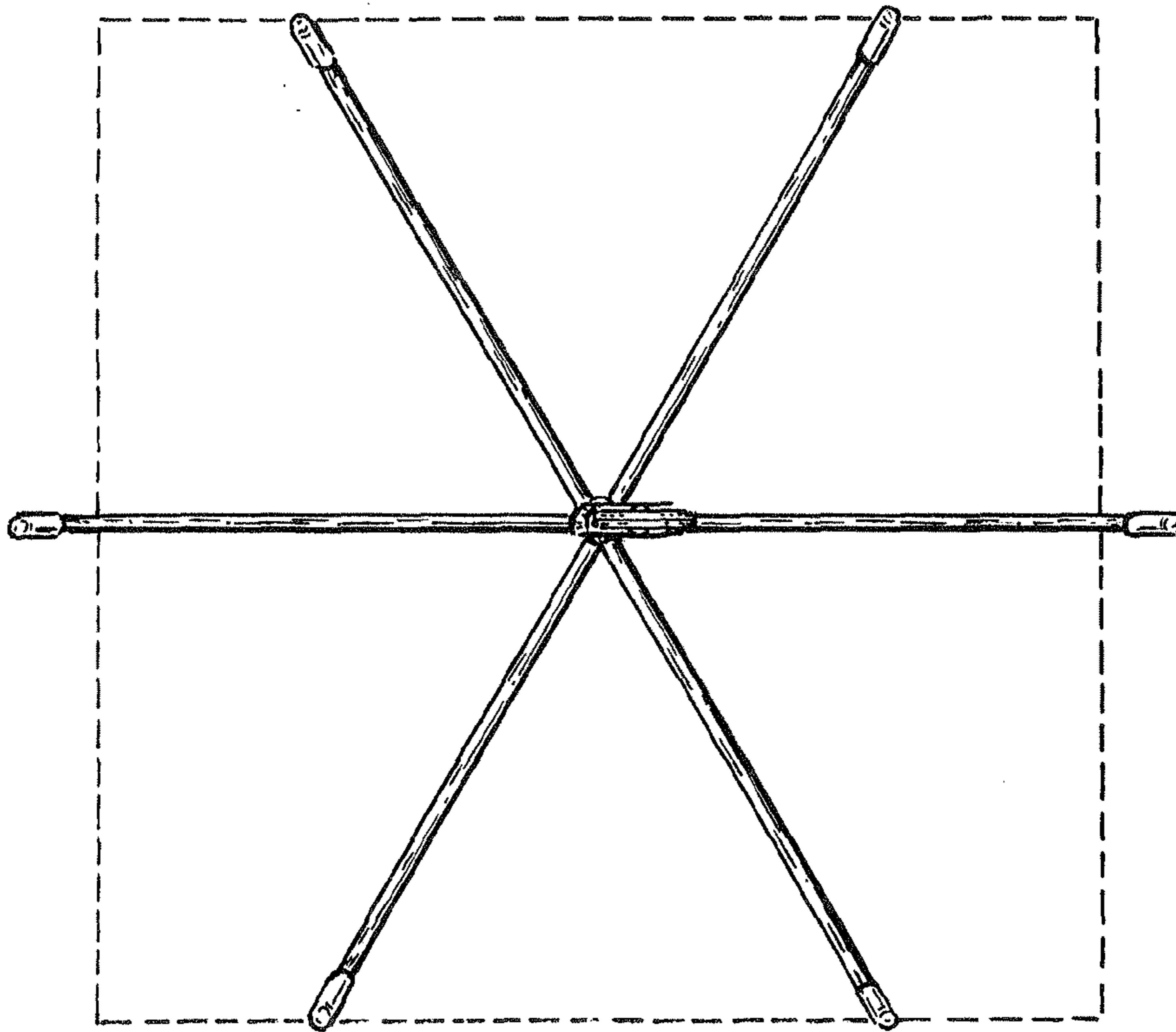


FIG. 3




FIG. 4