



US00D621619S

(12) **United States Design Patent**
Ripoll

(10) **Patent No.:** **US D621,619 S**

(45) **Date of Patent:** **** Aug. 17, 2010**

(54) **STACKABLE STORAGE BIN**

D327,971 S * 7/1992 Cugley D3/304
D517,319 S * 3/2006 Wisnoski et al. D3/304
D606,313 S * 12/2009 Neilsen D3/304

(76) Inventor: **Javier Ripoll**, 11291 NW. 64th Ter.,
Miami, FL (US) 33178-6622

* cited by examiner

(**) Term: **14 Years**

Primary Examiner—Elizabeth A Albert
Assistant Examiner—Kelley A Donnelly

(21) Appl. No.: **29/348,202**

(74) *Attorney, Agent, or Firm*—Melvi K. Silverman; Yi Li

(22) Filed: **Dec. 9, 2009**

(57) **CLAIM**

(51) **LOC (9) Cl.** **03-01**

The ornamental design for a stackable storage bin, as shown and described.

(52) **U.S. Cl.** **D3/304**

(58) **Field of Classification Search** D3/304,
D3/201, 308, 310, 313, 315; D6/479, 510;
D19/75, 92, 100; 206/203, 214-215, 821-822;
229/915

DESCRIPTION

See application file for complete search history.

FIG. 1 is a perspective view of design for a stackable storage bin, showing my new design;

(56) **References Cited**

FIG. 2 is a side elevational view thereof;

U.S. PATENT DOCUMENTS

FIG. 3 is a front elevational thereof;


3,113,680 A * 12/1963 Frater et al. 211/126.4
4,015,713 A * 4/1977 Clipson et al. 206/509
D272,576 S * 2/1984 Klein D3/304
D327,560 S * 6/1992 Hradisky D3/307
D327,561 S * 6/1992 Hradisky D3/307

FIG. 4 is a rear elevational view thereof;

FIG. 5 is a top view thereof; and,

FIG. 6 is a bottom view thereof.

1 Claim, 3 Drawing Sheets






FIG. 1




FIG. 2

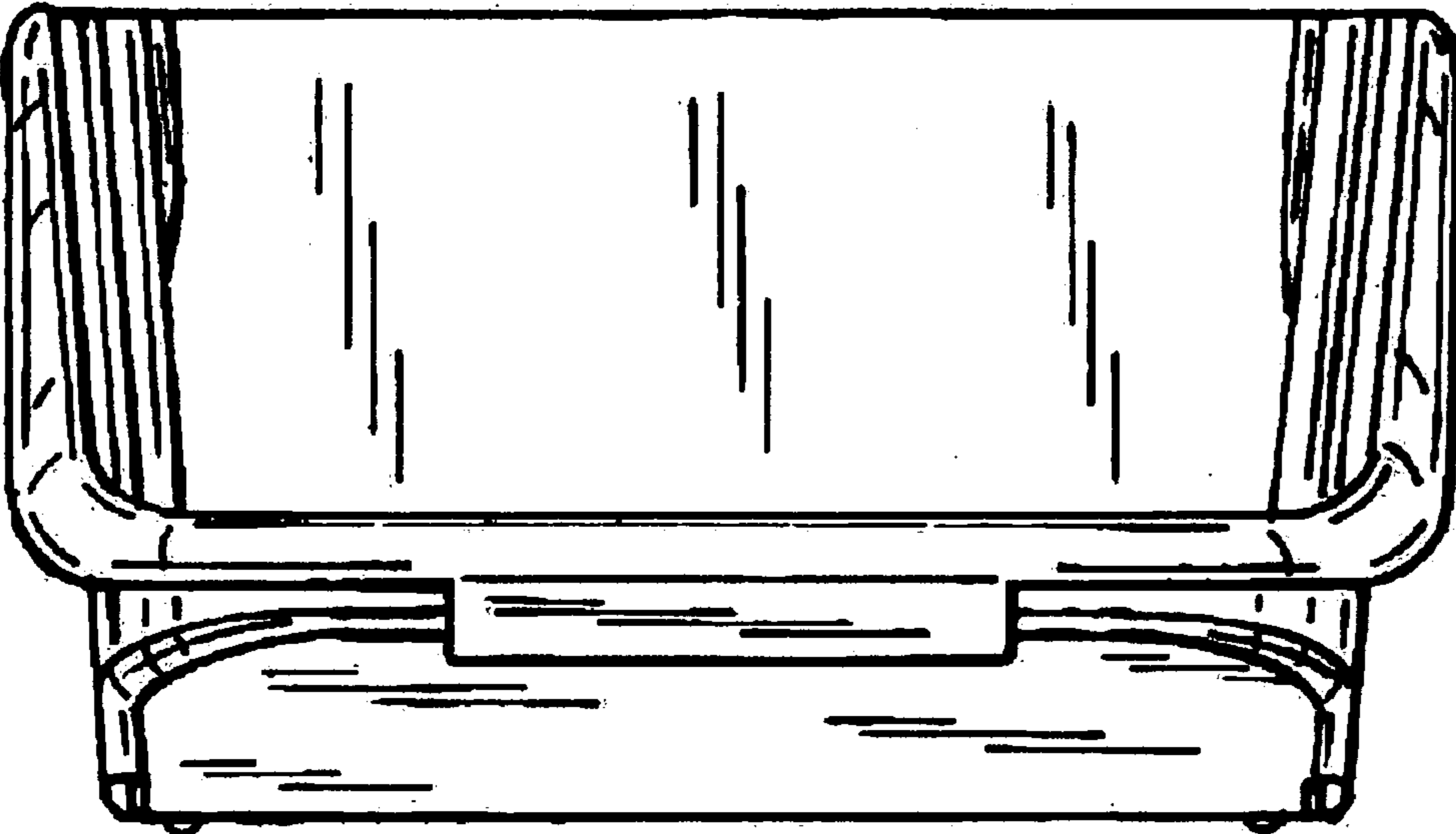


FIG. 3

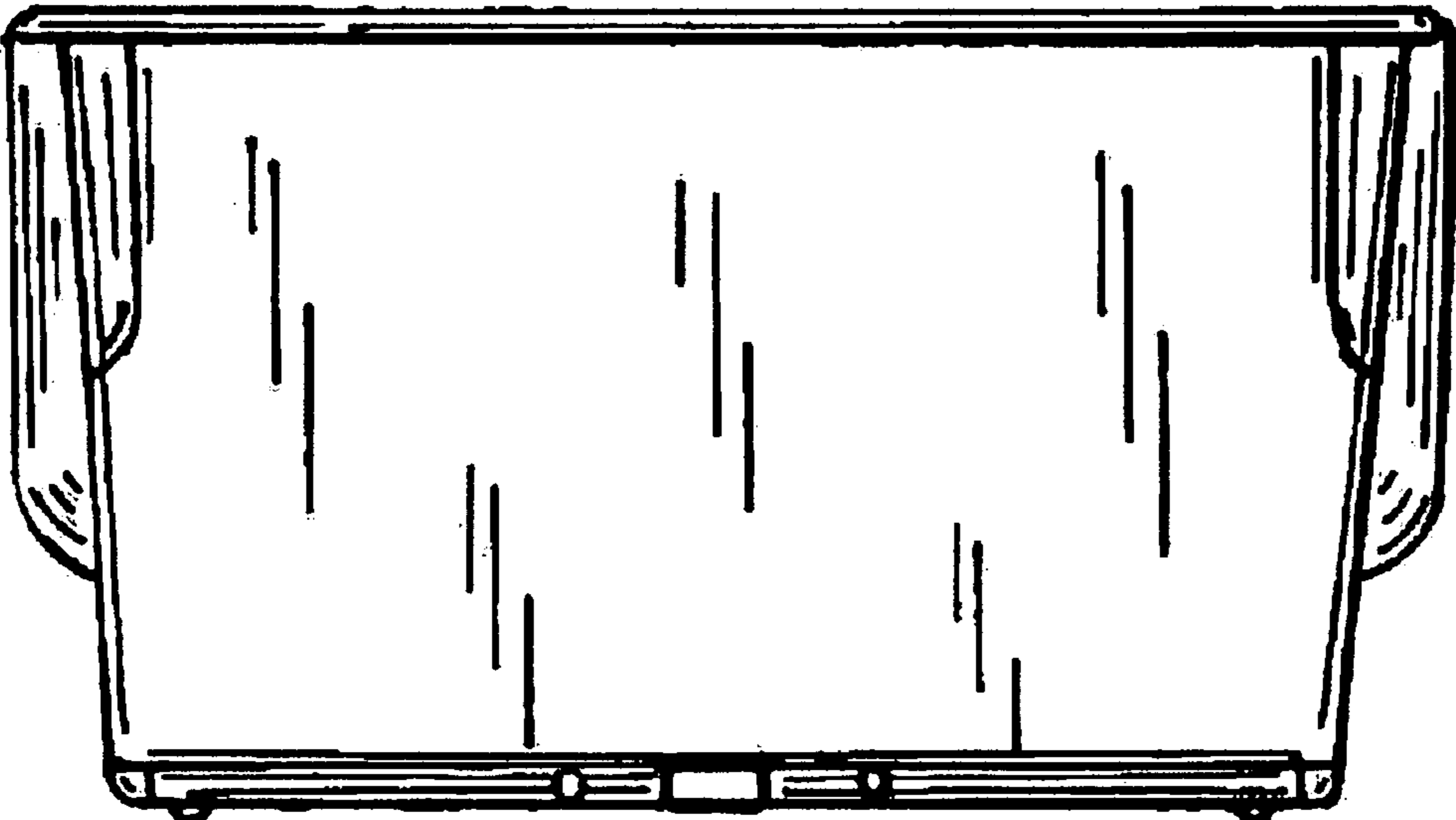


FIG. 4

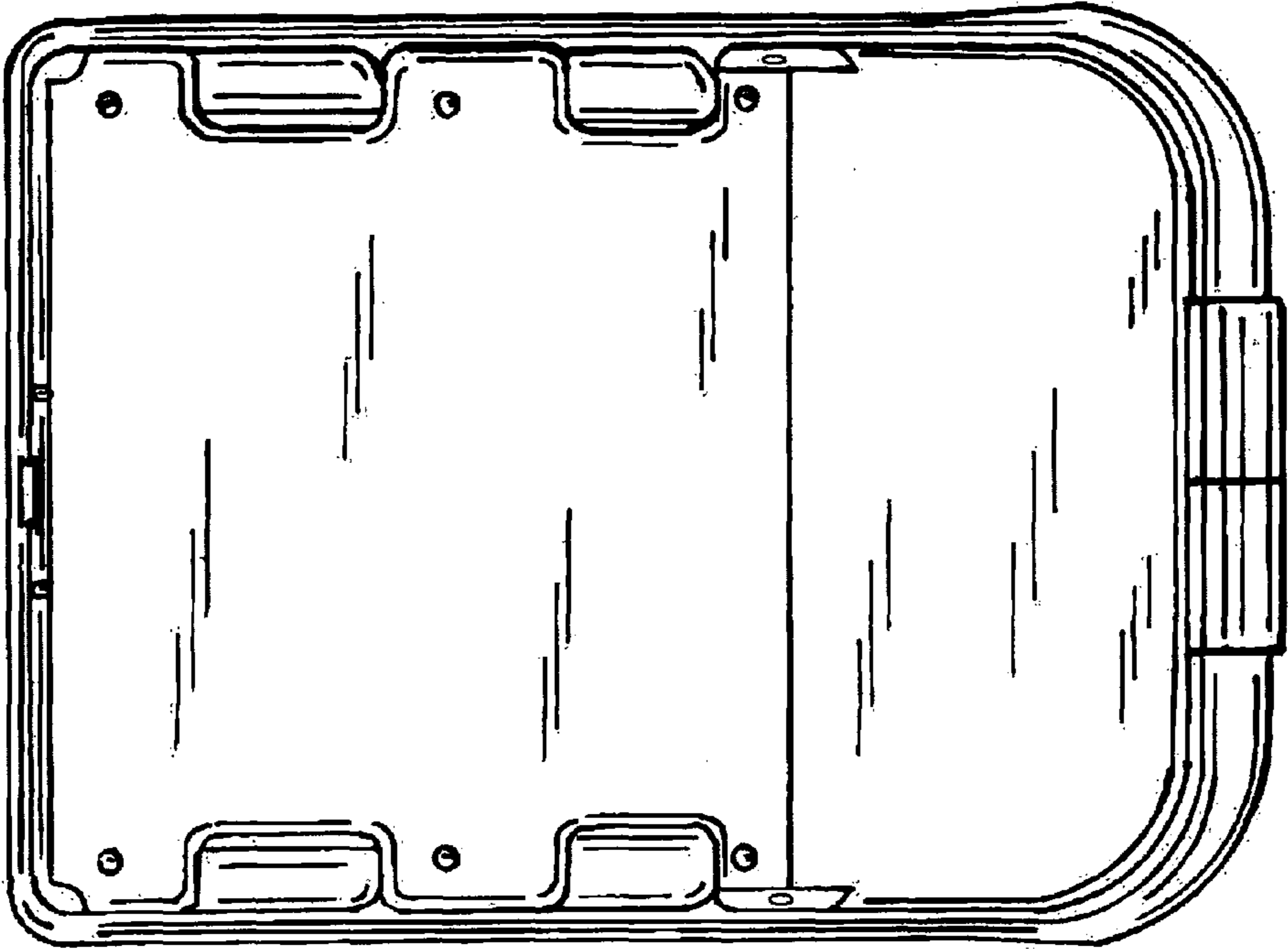


FIG. 6

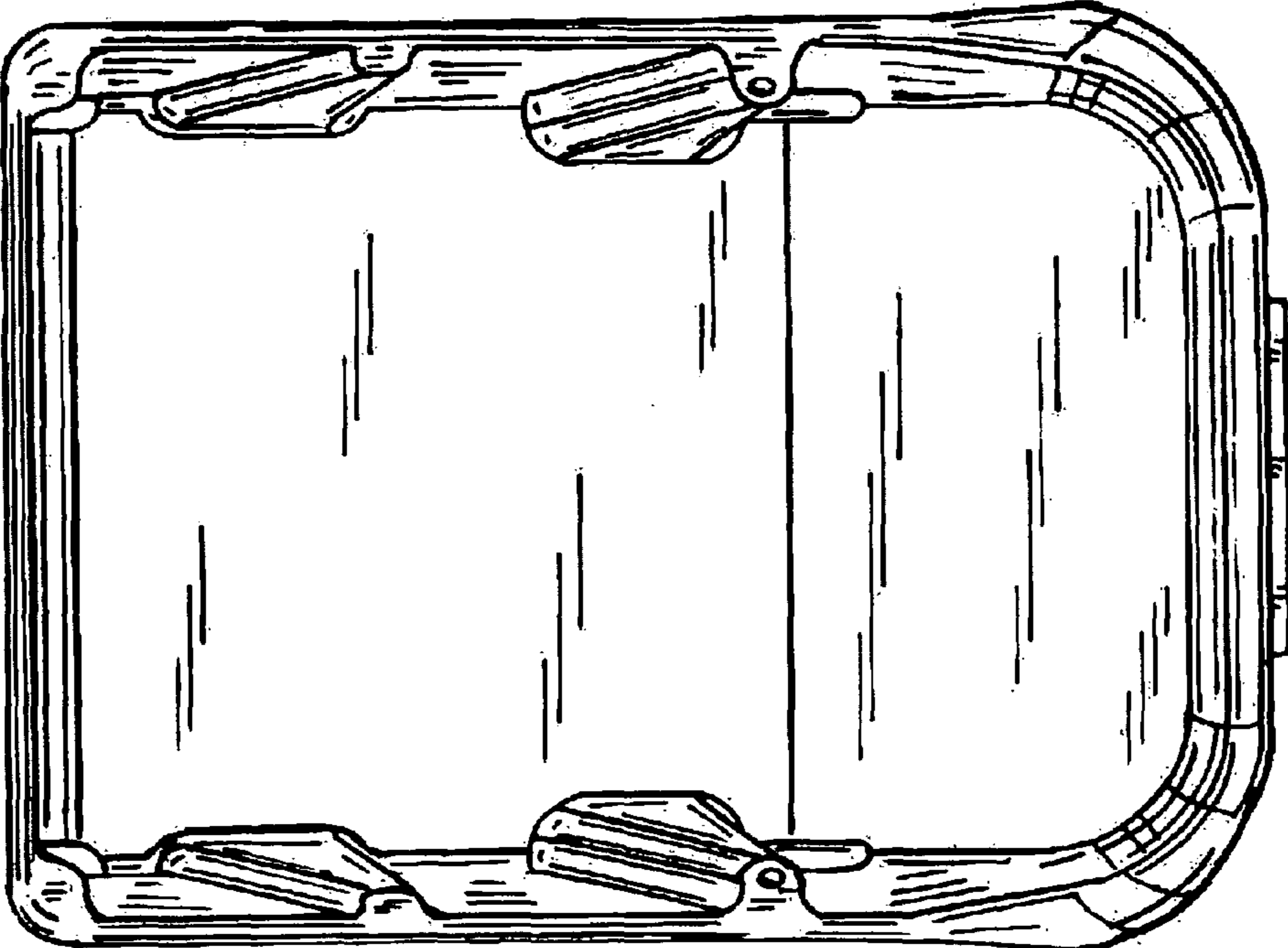


FIG. 5