



US00D621595S

(12) **United States Design Patent**
McClaskie

(10) **Patent No.:** **US D621,595 S**

(45) **Date of Patent:** **** Aug. 17, 2010**

(54) **SHOE**

(75) **Inventor:** **Thomas E. McClaskie**, Bethlehem, PA
(US)

(73) **Assignee:** **Columbia Insurance Company**,
Omaha, NE (US)

(**) **Term:** **14 Years**

(21) **Appl. No.:** **29/350,814**

(22) **Filed:** **Nov. 24, 2009**

(51) **LOC (9) Cl.** **02-04**

(52) **U.S. Cl.** **D2/957; D2/951; D2/953;**
D2/960

(58) **Field of Classification Search** D2/902,
D2/947, 949, 951, 952, 953, 957, 959, 960;
36/3 B, 22 R, 24.5, 25 R, 32 R, 67 A, 59 C
See application file for complete search history.

(56) **References Cited**

U.S. PATENT DOCUMENTS

D316,930 S	*	5/1991	Bernasconi	D2/957
D334,833 S	*	4/1993	Blissett	D2/957
D340,129 S	*	10/1993	Blissett	D2/960
D415,610 S	*	10/1999	Cahill	D2/960
D439,729 S	*	4/2001	Mastroianni et al.	D2/908
D449,428 S		10/2001	McClaskie		
D450,429 S		11/2001	McClaskie		
D469,949 S		2/2003	Koo		
D487,840 S		3/2004	Hillyer		
D493,952 S		8/2004	Mitchell		
D498,904 S		11/2004	Lee		
D554,840 S		11/2007	McClaskie		
D561,440 S	*	2/2008	Andersen et al.	D2/957
D569,595 S		5/2008	Le		

D581,641 S	*	12/2008	Bethke, Jr.	D2/957
D584,492 S	*	1/2009	Lee	D2/957
D593,738 S		6/2009	McClaskie		
D594,194 S	*	6/2009	Butler	D2/957
D596,387 S	*	7/2009	Brown	D2/957
D600,895 S	*	9/2009	Morgan	D2/957
D603,151 S	*	11/2009	Roundhouse	D2/960
D604,932 S	*	12/2009	Le	D2/957
D608,534 S	*	1/2010	Bullard	D2/947

* cited by examiner

Primary Examiner—Celia A Murphy

(74) *Attorney, Agent, or Firm*—St. Onge Steward Johnston & Reens LLC

(57) **CLAIM**

The ornamental design for a shoe, as shown and described.

DESCRIPTION

FIG. 1 is a bottom perspective view of a shoe in accordance with the new design;

FIG. 2 is a bottom view thereof;

FIG. 3 is a top view thereof;

FIG. 4 is a right side view thereof;


FIG. 5 is a left side view thereof;

FIG. 6 is a front view thereof; and,

FIG. 7 is a rear view thereof.

The shoe upper shown in broken lines in FIGS. 1, 3-7 is for environmental purposes only and forms no part of the claimed design. The broken lines shown in each arch area of FIGS. 1, 2, 4 and 5 represent boundaries of the design with the lines themselves and the areas within them forming no part of the claimed design.

1 Claim, 7 Drawing Sheets



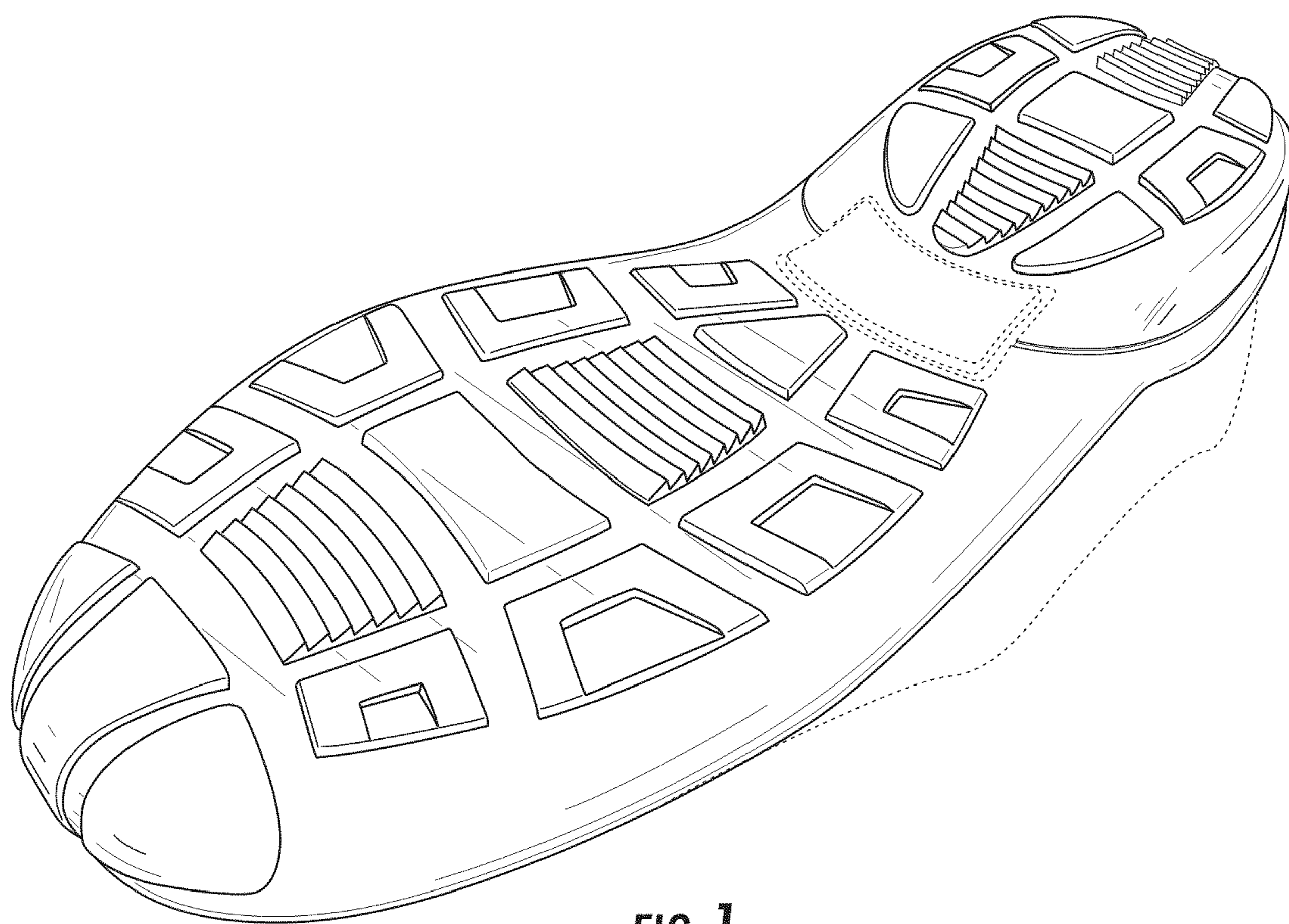


FIG. 1

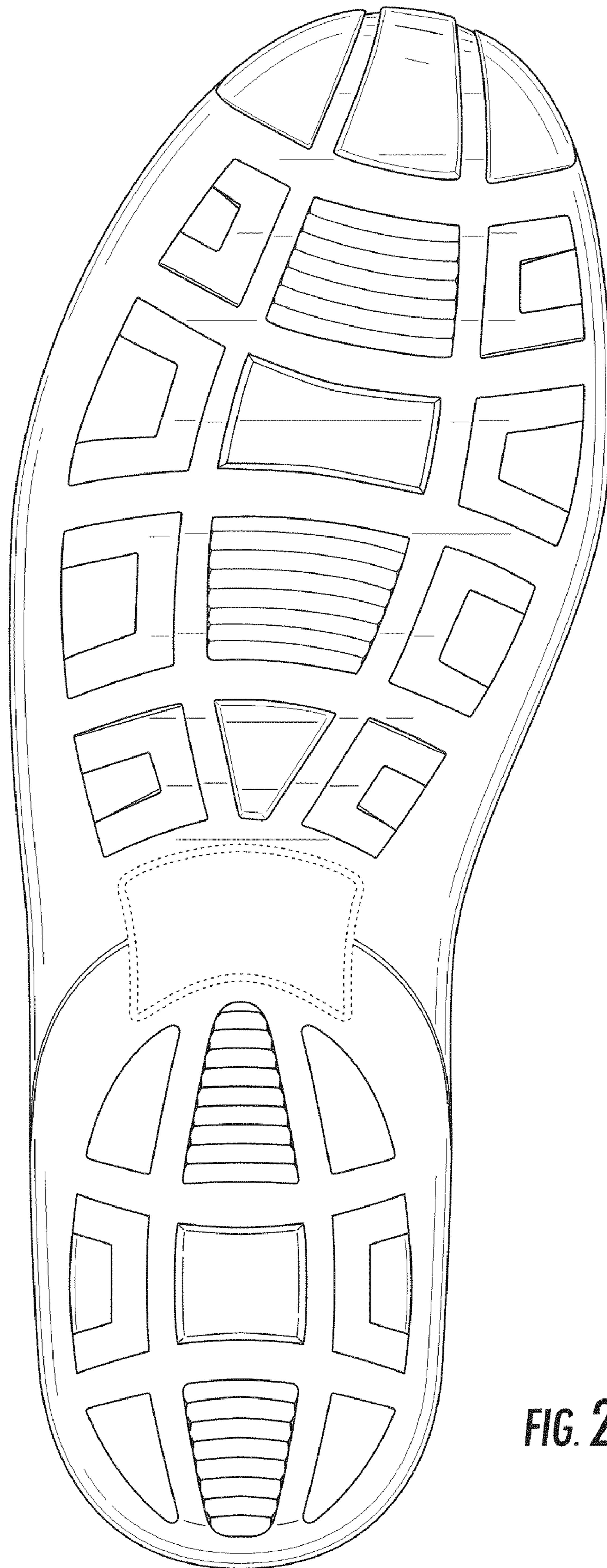


FIG. 2




FIG. 3

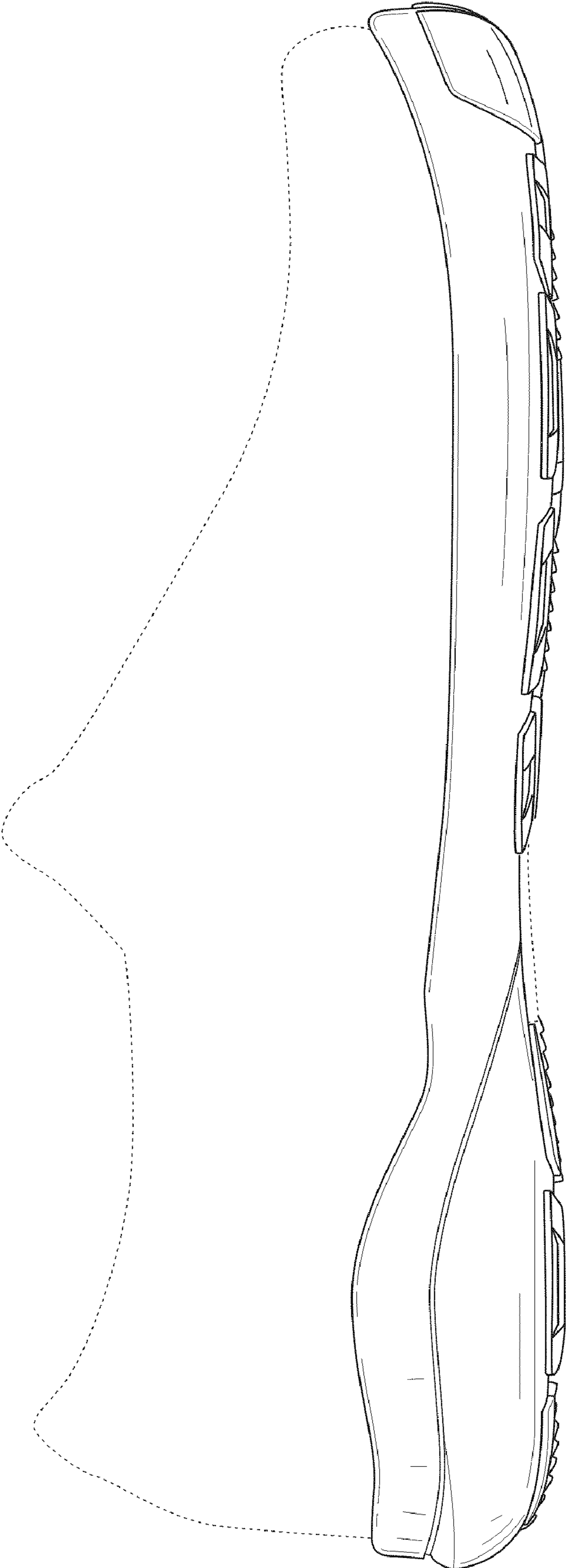


FIG. 4

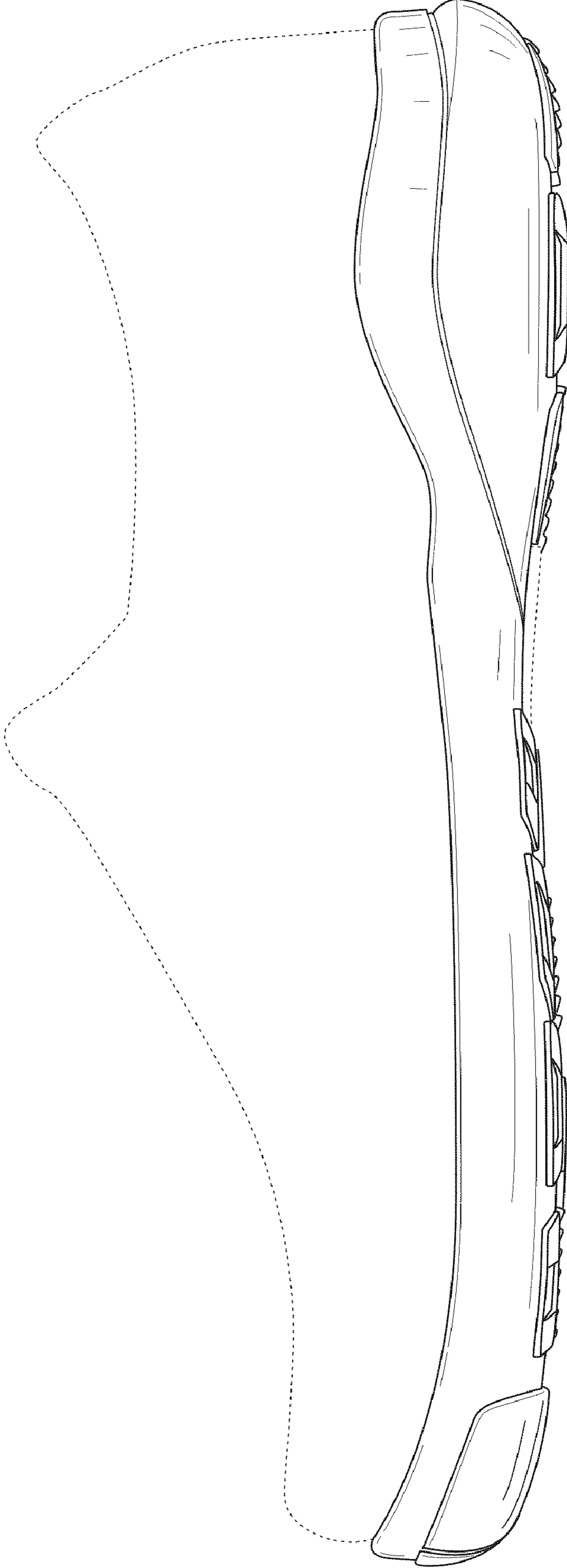


FIG. 5

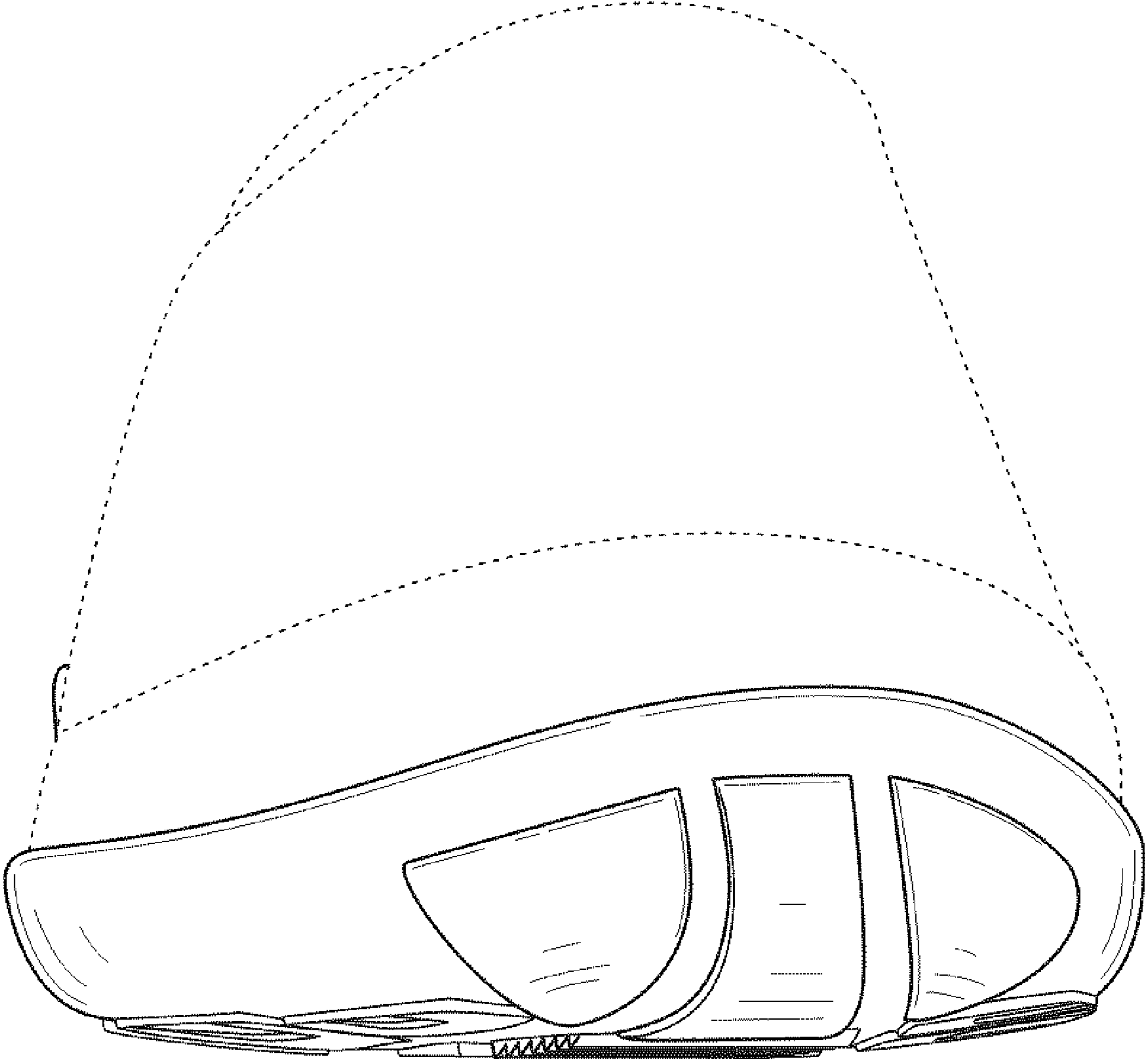


FIG. 6

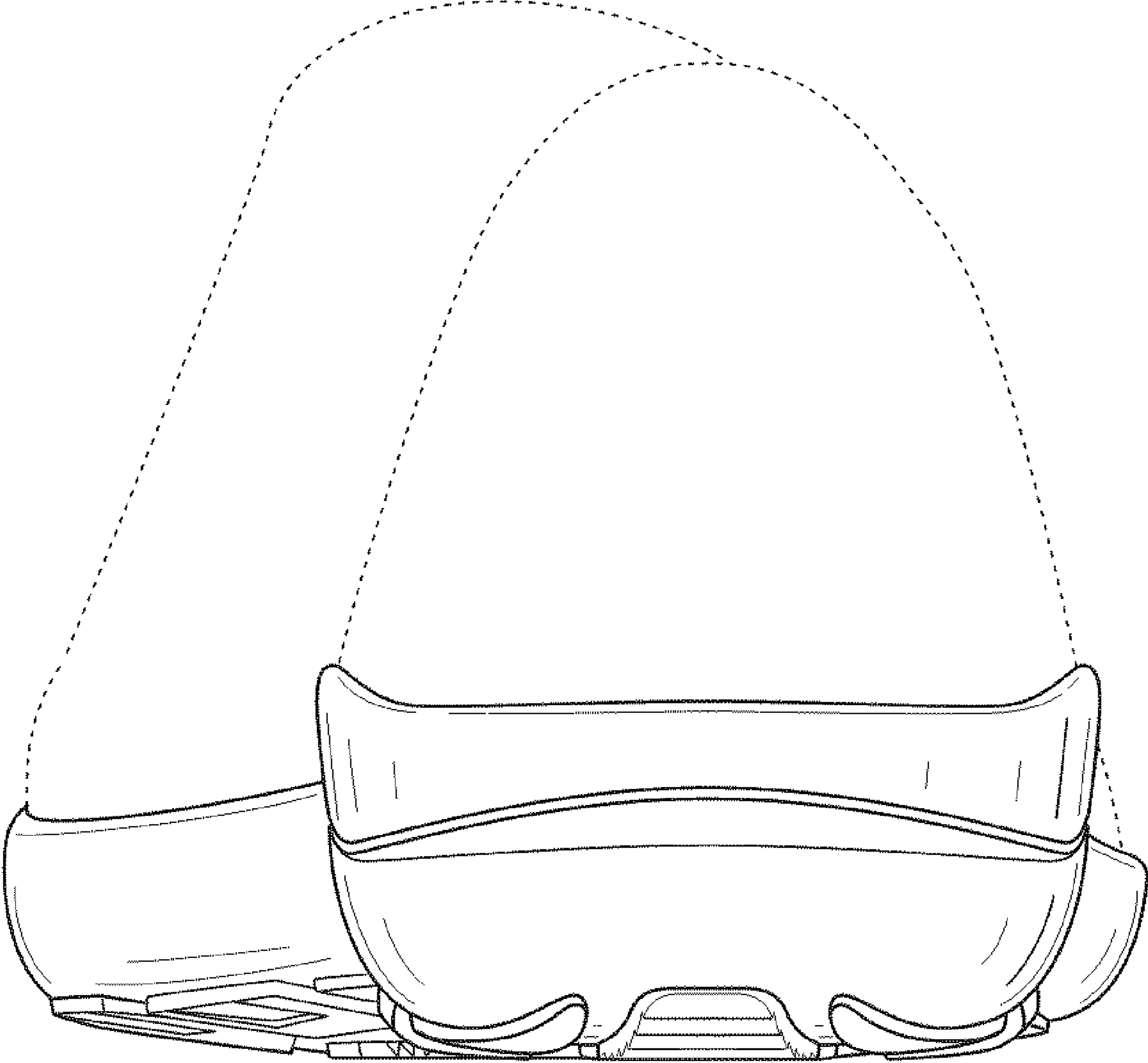


FIG. 7